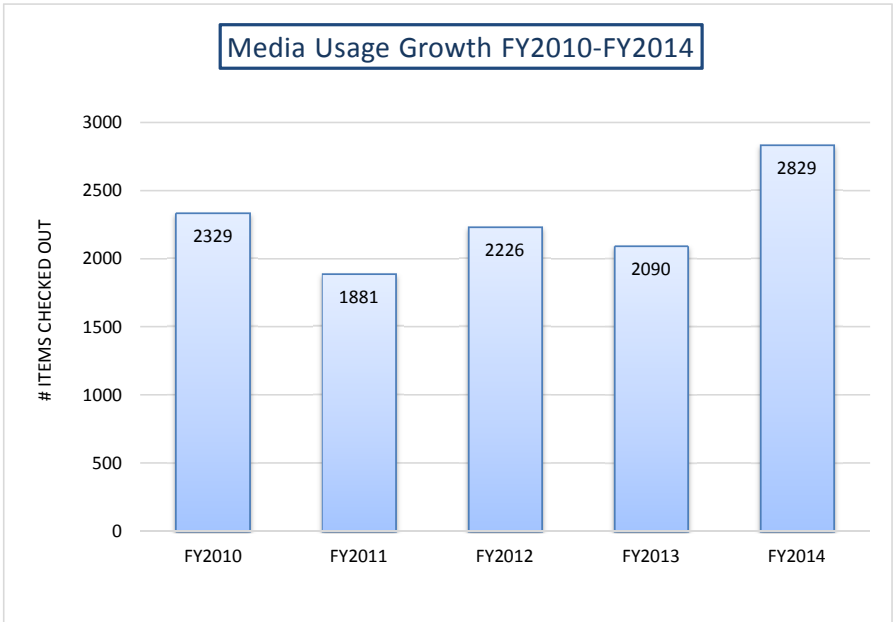
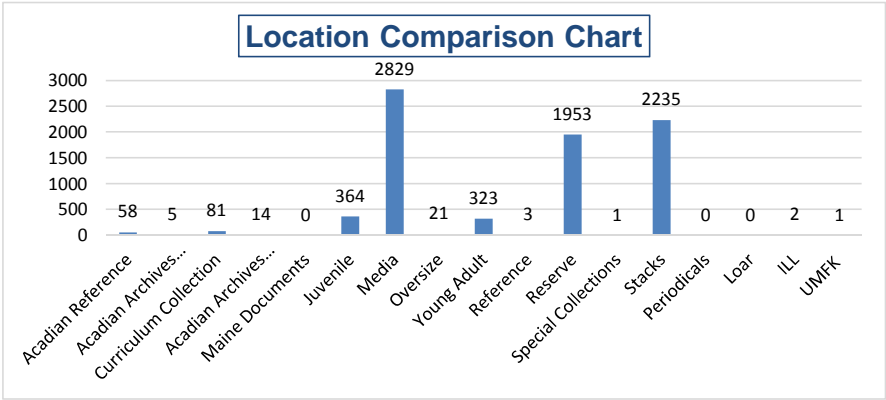


Appendix B
Circulation Checkout Statistics - FY 2014
CHECKOUT STATISTICS BY ITEM TYPES AT FORT KENT

ITEM TYPE	FY2010	FY2011	FY2012	FY2013	FY2014	% Change
AUDIOCASSETTE	1	2	1	0	3	N/A
BOOK	3567	3256	2883	2703	2636	-2%
COMPACT DISK	65	64	32	39	32	-18%
SCORES	1	7	0	2	1	-50%
KIT	2	0	3	3	1	-67%
SERIAL	0	0	0	0	1	N/A
VIDEOCASSETTE	95	48	24	5	12	140%
ONE DAY	25	17	3	0	0	N/A
2 HOUR	1	4	30	2	8	300%
3 DAY	0	3	0	1	2	100%
7 DAY	339	305	441	497	1087	119%
24 HOURS / 1 DAY	116	37	72	74	43	-42%
14 DAY	768	582	497	378	366	-3%
2 HOUR (NO OVERNIGHT)	1191	922	1502	1089	751	-31%
3 DAY RESERVE EQUIP.	0	247	168	136	136	0%
GOV DOC	19	3	0	0	0	N/A
NEWSPAPER	9	2	11	6	6	0%
2 DAY	0	15	0	0	0	N/A
SOFTWARE	4	2	0	1	1	0%
48 HOURS	0	0	0	3	0	-100%
4 HOUR	0	0	0	0	0	N/A
4 HOUR (NO OVERNIGHT)	153	127	230	215	476	121%
DVD	1649	1362	1712	1653	2146	30%
AUDIO BOOK	121	135	146	116	51	-56%
VIDEODISK	0	0	0	0	0	N/A
REQUESTABEL VIDEO	423	255	197	109	121	11%
REALIA	0	0	0	0	0	N/A
GAME	1	0	0	0	0	N/A
MAP	1	0	0	0	1	N/A
MANUSCRIPT	0	0	0	0	8	N/A
PICTURE	0	0	0	0	1	N/A
TOTAL	8551	7395	7952	7032	7890	12%

CHECKOUT STATISTICS BY LOCATION TYPE AT FORT KENT

LOCATION	FY2010	FY2011	FY2012	FY2013	FY2014	% Change
Acadian Reference	59	13	31	48	58	21%
Acadian Archives Circulation	0	0	1	3	5	67%
Curriculum Collection	307	229	283	208	81	-61%
Acadian Archives Media	10	4	7	14	14	0%
Maine Documents	19	3	0	0	0	N/A
Juvenile	764	582	496	376	364	-3%
Media	2329	1881	2226	2090	2829	35%
Oversize	48	36	25	27	21	-22%
Young Adult	423	401	394	297	323	9%
Reference	21	7	12	0	3	N/A
Reserve	1536	1426	2046	1637	1953	19%
Special Collections	0	2	0	1	1	0%
Stacks	2978	2773	2413	2329	2235	-4%
Periodicals	0	0	0	1	0	-100%
Loar	57	38	18	1	0	-100%
ILL	0	0	0	0	2	N/A
UMFK	0	0	0	0	1	N/A
TOTAL	8551	7395	7952	7032	7890	12%



Fort Kent Circulation Transactions Breakdown: Two Year Comparison

FY2014

Material Type

Patron Type	Totals	Material Type													
		CUR	*ACAD CIRC	ACAD MED	JUV	MEDIA	OVR	REF	RES	STA	KYA	SP COL	PER	ILL	UMFK
FK Faculty	341	25	10	3	11	141	0	1	91	50	9	0	0	0	0
FK Student	3743	32	16	1	233	1252	1	0	1570	533	105	0	0	0	0
FK Staff	570	11	7	6	25	137	2	0	253	102	25	1	0	1	0
FK Community	1763	3	26	4	65	1152	12	2	35	366	97	0	0	1	0
FK Public School	158	10	0	0	26	68	0	0	2	26	26	0	0	0	0
FK ILL	50	0	0	0	0	4	1	0	0	38	7	0	0	0	0
FK Special	7	0	1	0	0	0	0	0	0	6	0	0	0	0	0
UMFK unknown	1	0	0	0	0	0	0	0	0	0	0	0	0	0	1
Total	6633	81	60	14	360	2754	16	3	1951	1121	269	1	0	2	1

* Includes karca and karc totals

FY2014 removed three columns from chart, MEDOC, LOAR and OMS due to diminishing usage of material types; added UMFK unknown.

FY2013

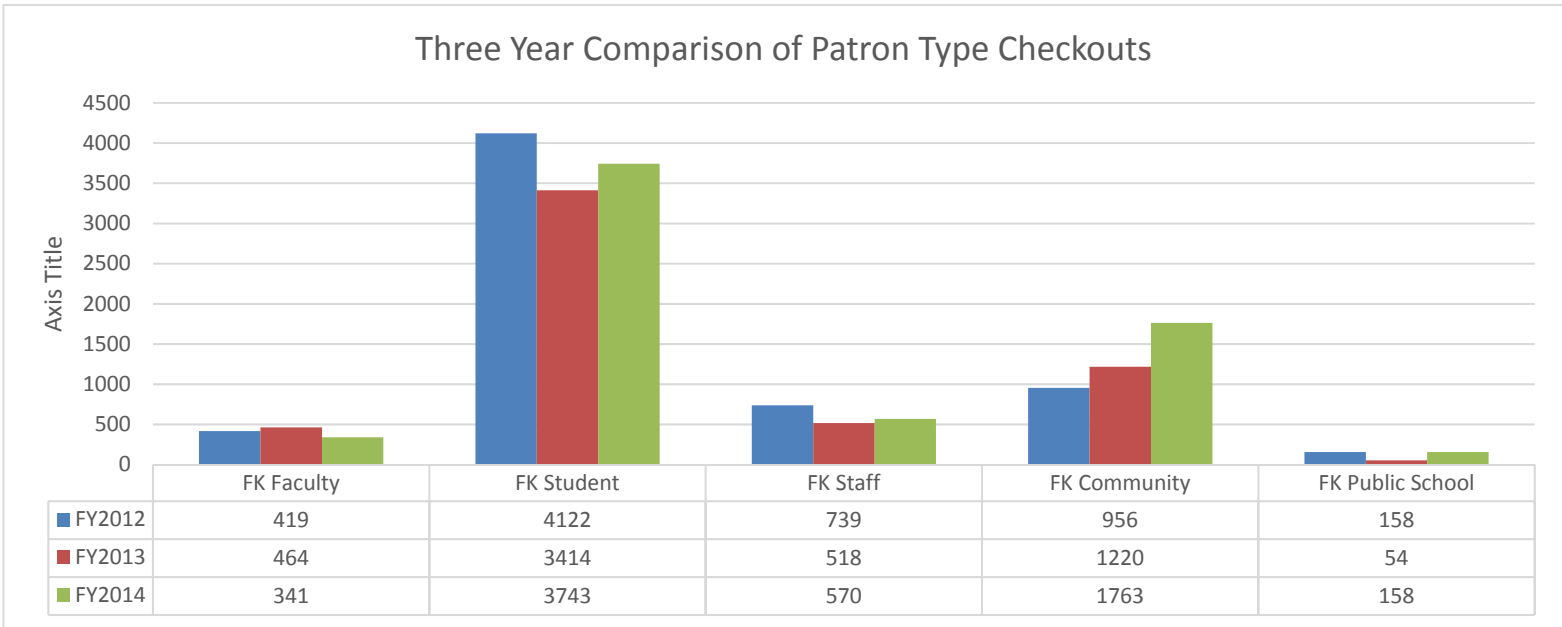
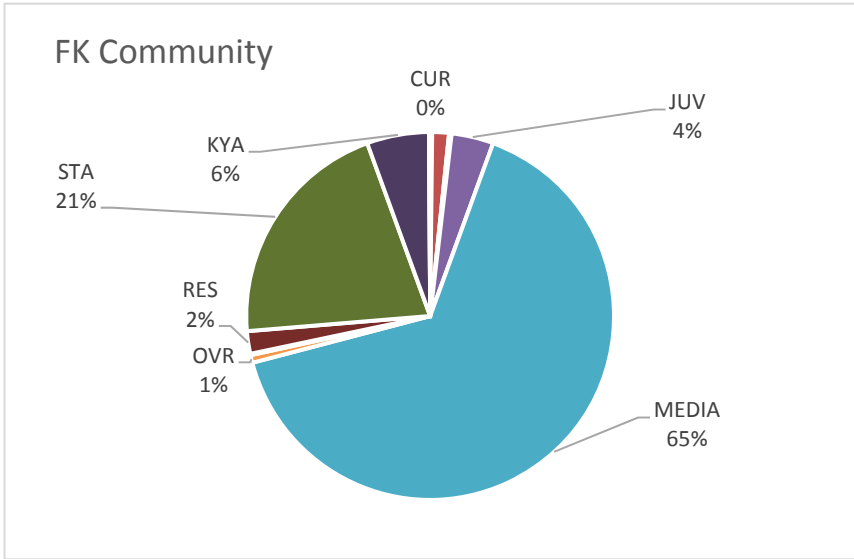
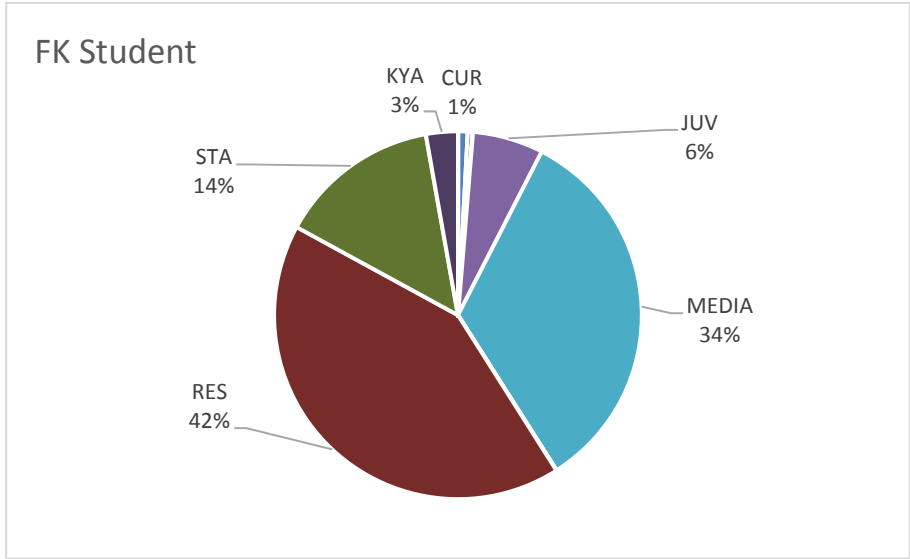
Material Type

Patron Type	Totals	Material Type															
		CUR	*ACAD CIRC	ACAD MED	ME DOC	JUV	MEDIA	OVR	REF	RES	STACKS	KYA	SP COL	OMS	PER	LOAR	
FK Faculty	464	81	3	3	0	25	205	0	0	104	39	3	0	0	1	0	
FK Student	3414	99	8	2	0	217	1133	7	0	1343	505	100	0	0	0	0	
FK Staff	518	2	15	6	0	29	155	2	0	130	167	12	0	0	0	0	
FK Community	1220	22	16	3	0	92	544	6	0	48	400	88	0	0	0	1	
FK Public School	54	2	0	0	0	10	0	0	0	8	18	16	0	0	0	0	
FK ILL	65	2	0	0	0	1	4	2	0	2	50	4	0	0	0	0	
FK Special	12	0	7	0	0	0	3	0	0	0	2	0	0	0	0	0	
Total	5747	208	49	14	0	374	2044	17	0	1635	1181	223	0	0	1	1	

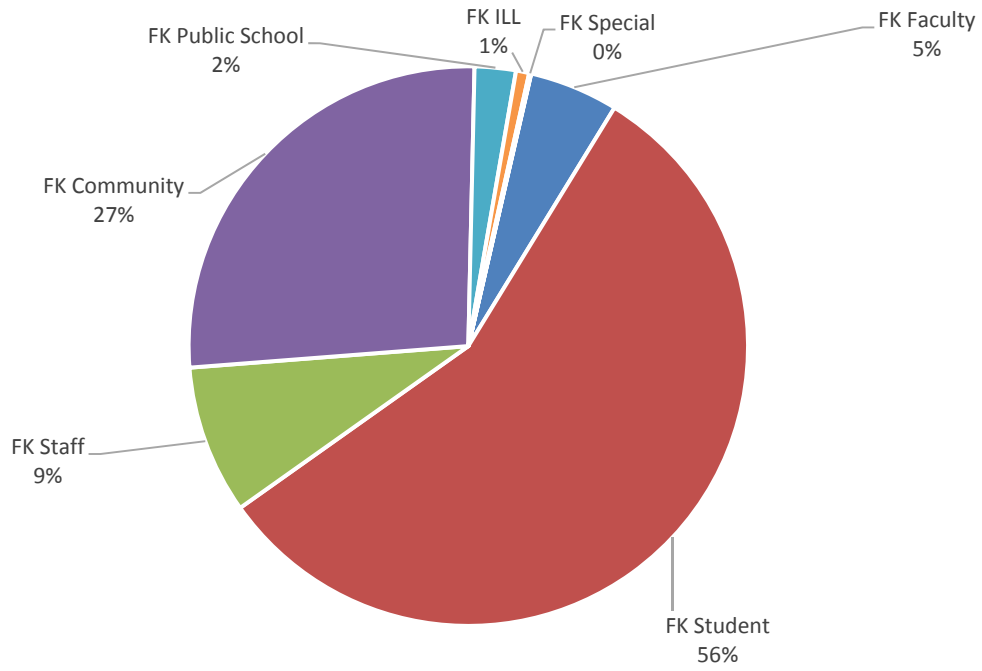
Annual Comparison

Patron Type	FY2012	FY2013	FY2014
FK Faculty	419	464	341
FK Student	4122	3414	3743
FK Staff	739	518	570
FK Community	956	1220	1763
FK Public School	158	54	158
FK ILL	90	65	50
FK Special	2	12	7
UMFK unknown	0	0	1
Total	6486	5747	6633

Percentage Checkouts by Location and Patron
(higher number locations only)



FY2014 FK Patron Checkout Comparison



Fort Kent Circulation Transactions by Patron Type

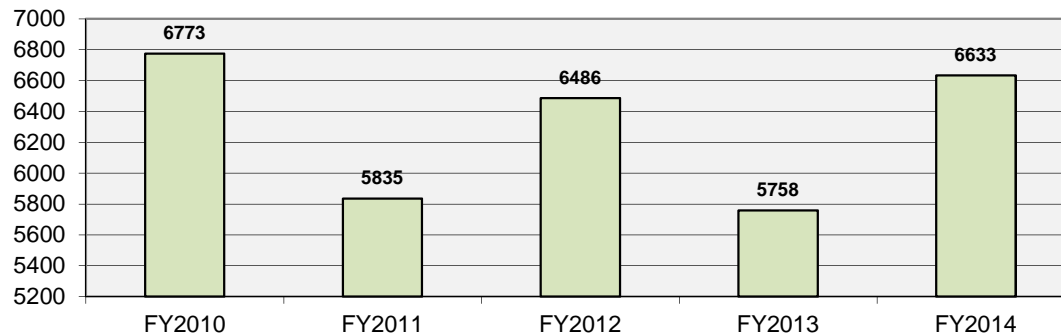
UMS Patron Type (includes FK patrons)

	FY2010		FY2011		FY2012		FY2013		FY2014	
	#Trans	%Total	#Trans	%Total	#Trans	%Total	#Trans	%Total	#Trans	%Total
Freshmen	729	8.53%	616	8.33%	868	10.92%	591	8.40%	721	9.14%
Sophmores	748	9%	729	10%	530	7%	721	10%	585	7.41%
Juniors	821	10%	729	10%	779	10%	660	9%	795	10.08%
Seniors	1930	23%	1958	26%	2213	28%	1666	24%	1843	23.36%
Masters	77	1%	86	1%	74	1%	65	1%	59	0.75%
Doctorals	6	0%	12	0%	14	0%	12	0%	13	0.16%
Law	3	0%	2	0%	3	0%	2	0%	1	0.11%
Special (not coded)	1	0%	0	0%	1116	14%	1997	28%	2183	27.67%
Other (blank)	4236	50%	3263	44%	2355	30%	1318	19%	1690	21.42%
Total	8551	100.00%	7395	100.00%	7952	100.00%	7032	100.00%	7890	100.00%

FK Patron Type

	FY2010		FY2011		FY2012		FY2013		FY2014	
	#Trans	%Total	#Trans	%Total	#Trans	%Total	#Trans	%Total	#Trans	%Total
FK Students	3772	55.69%	3741	64.11%	4122	63.55%	3415	59.31%	3744	56.45%
FK Faculty/Staff	1233	18.20%	965	16.54%	1158	17.85%	982	17.05%	911	13.73%
FK Courtesy	1657	24.46%	1050	17.99%	1114	17.18%	1274	22.13%	1921	28.96%
Non FK Patrons	111	1.64%	79	1.35%	92	1.42%	87	1.51%	57	0.86%
Total	6773	100.00%	5835	100.00%	6486	100.00%	5758	100.00%	6633	100.00%

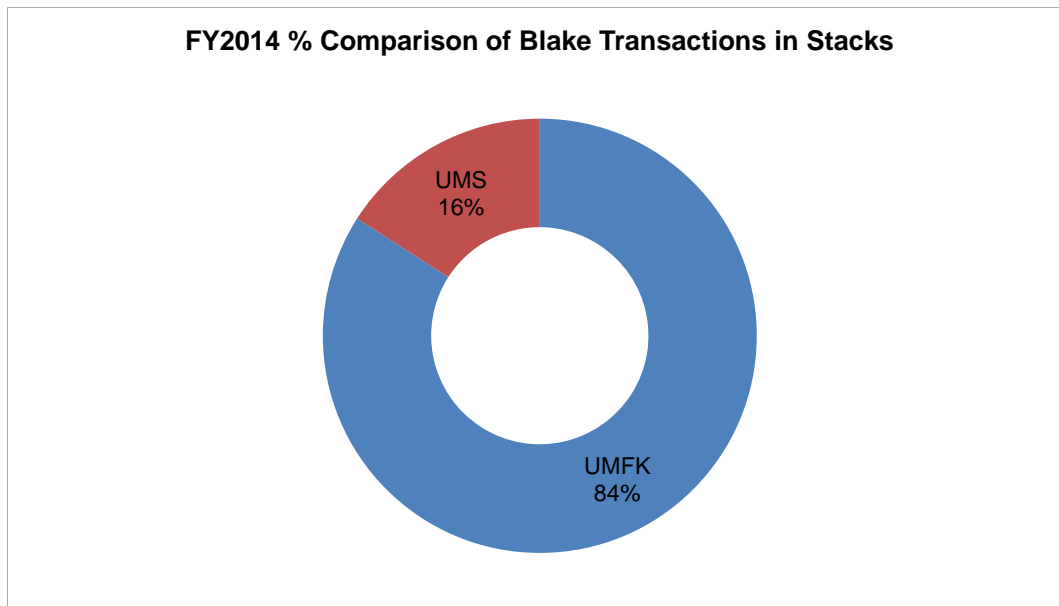
5 Year Comparison of FK Patron Transactions



**A Comparative look at FK Patron Checkout vs. Other UMS Patrons
FY 2014**

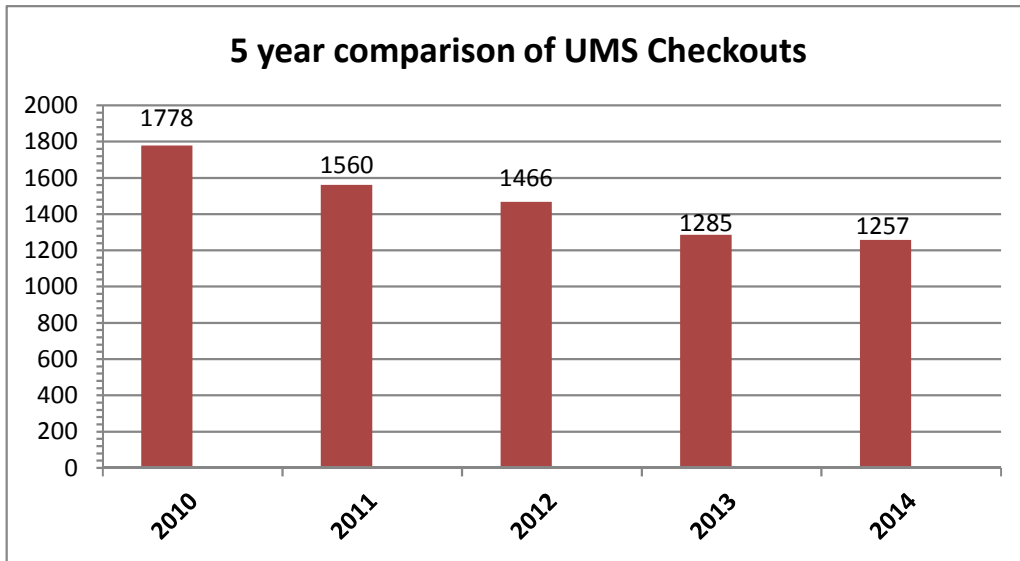
LOCATION	ALL UMS	Fort Kent Patrons						UMFK Totals	UMS Difference*
	Totals	Faculty	Student	Staff	Courtesy	ILL	Other		
Acadian Reference	58	5	16	7	26	0	1	55	3
Acadian Circulating	5	5	0	0	0	0	0	5	0
Curriculum Collection	81	25	32	11	13	0	0	81	0
Acadian Archives Media	14	3	1	6	4	0	0	14	0
Maine Documents	0	0	0	0	0	0	0	0	0
Juvenile	364	11	233	25	91	0	0	360	4
Media	2829	141	1252	137	1220	4	0	2754	75
Oversize	21	0	1	2	12	1	0	16	5
Young Adult	323	9	105	25	123	7	0	269	54
Reference	3	1	0	0	2	0	0	3	0
Reserve	1953	91	1570	253	37	0	0	1951	2
Special Collections	1	0	0	1	0	0	0	1	0
Stacks	2235	50	533	102	392	38	6	1121	1114
Periodicals	0	0	0	0	0	0	0	0	0
Loar	0	0	0	0	0	0	0	0	0
ILL	2	0	0	1	1	0	0	2	0
UMFK	1	0	0	0	0	0	1	1	0
TOTAL	7890	341	3743	570	1921	50	8	6633	1257

*The Difference represents all UMS patrons other than Fort Kent who checked out materials at the different locations.



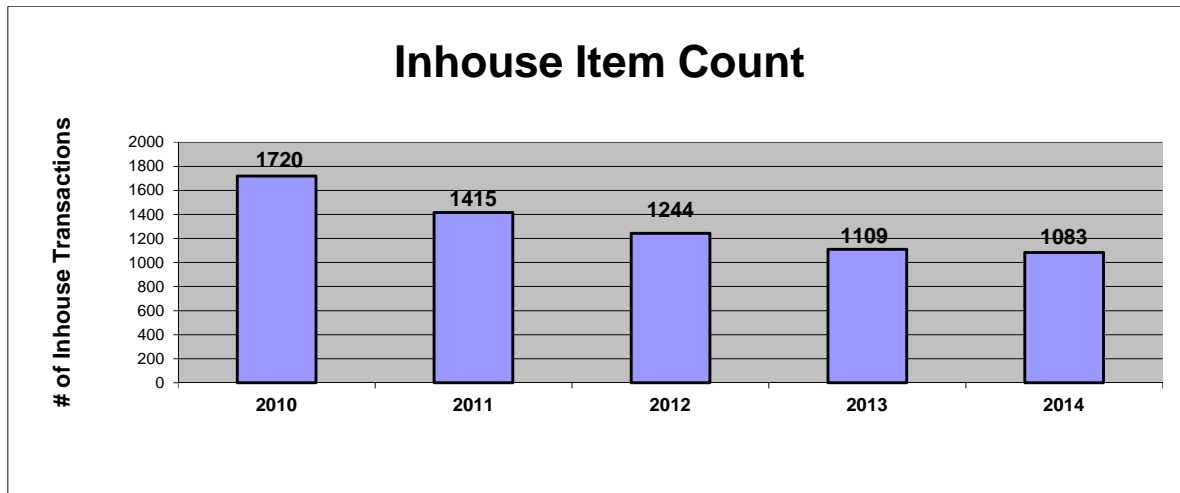
**University of Maine System Checkouts from Blake Library
FY2014**

LOCATION	2010	2011	2012	2013	2014
Acadian Reference	0	0	0	2	3
Acadian Circulating	0	0	0	0	0
Curriculum Collection	0	2	0	0	0
Acadian Archives Media	0	0	0	0	0
Maine Documents	1	2	0	0	0
Juvenile	14	11	2	2	4
Media	107	74	79	46	75
Oversize	14	14	17	10	5
Young Adult	122	80	84	74	54
Reference	0	0	0	0	0
Reserve	15	2	2	2	2
Special Collections	0	0	0	1	0
Stacks	1505	1374	1282	1148	1114
Periodicals	0	0	0	0	0
Loar	0	1	0	0	0
ILL	0	0	0	0	0
UMFK	0	0	0	0	0
TOTAL	1778	1560	1466	1285	1257



INHOUSE COUNT STATISTICS BY ITEM LOCATION

FK ITEM LOCATION	2010	2011	2012	2013	2014	% Change
CURRICULUM COLL	178	108	174	36	34	-6%
MAINE DOC.	7	0	0	0	0	N/A
JUVENILE	776	380	351	298	225	-24%
MEDIA	45	71	66	31	30	-3%
OVERSIZE	25	35	10	10	2	-80%
YOUNG ADULT	105	143	126	82	101	23%
REFERENCE	70	48	67	20	8	-60%
RESERVE	3	38	64	73	80	10%
SPECIAL COLLECTIONS	39	88	39	91	43	-53%
STACKS	458	499	341	467	560	20%
MAP	0	1	0	1	0	N/A
LOAR	14	4	6	0	0	N/A
TOTAL	1720	1415	1244	1109	1083	-2%



TOTAL CIRCULATION TRANSACTIONS BY TERMINAL NUMBER

JULY 2013 JUNE 2014

TERMINAL #	TOTAL	CHKOUTS	CHKINS	RENEWALS	HOLDS	RECALLS
540	17043	8136	8302	594	11	0
710	0	0	0	0	0	0
715	0	0	0	0	0	0
716	414	0	0	71	343	0
TOTAL	17457	8136	8302	665	354	0

JULY 2012 JUNE 2013

TERMINAL #	TOTAL	CHKOUTS	CHKINS	RENEWALS	HOLDS	RECALLS
540	16280	7646	7958	676	0	0
710	0	0	0	0	0	0
715	0	0	0	0	0	0
716	432	0	0	44	388	0
TOTAL	16712	7646	7958	720	388	0

JULY 2011- JUNE 2012

TERMINAL #	TOTAL	CHKOUTS	CHKINS	RENEWALS	HOLDS	RECALLS
540	17305	8145	8421	739	0	0
710	0	0	0	0	0	0
715	0	0	0	0	0	0
716	92	0	0	92	0	0
TOTAL	17397	8145	8421	831	0	0

JULY 2010- JUNE 2011

TERMINAL #	TOTAL	CHKOUTS	CHKINS	RENEWALS	HOLDS	RECALLS
540	15902	7566	7734	600	2	0
710	0	0	0	0	0	0
715	0	0	0	0	0	0
716	89	0	0	89	0	0
TOTAL	15991	7566	7734	689	2	0

JULY 2009- JUNE 2010

TERMINAL #	TOTAL	CHKOUTS	CHKINS	RENEWALS	HOLDS	RECALLS
540	17450	8446	8498	502	4	0
710	0	0	0	0	0	0
715	0	0	0	0	0	0
716	0	0	0	0	0	0
TOTAL	17450	8446	8498	502	4	0

fkirc = 710 (all fkirc character based logins)

fkstaff = 715 (all fkstaff logins)

webfk = 716 (all fk webpac logins) - patrons signing in to their account through URSUS