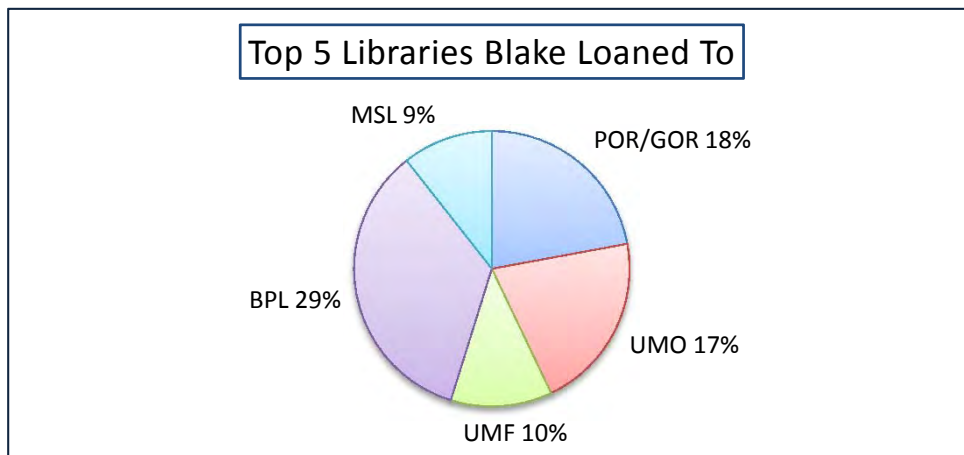
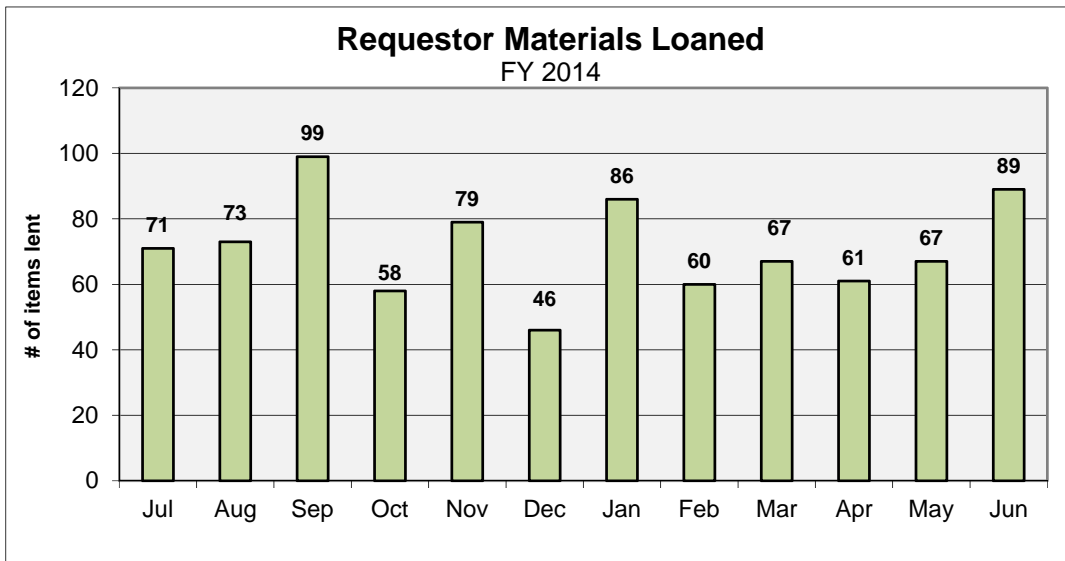


Appendix F

Requestor Materials Loaned by Blake Library - FY2014

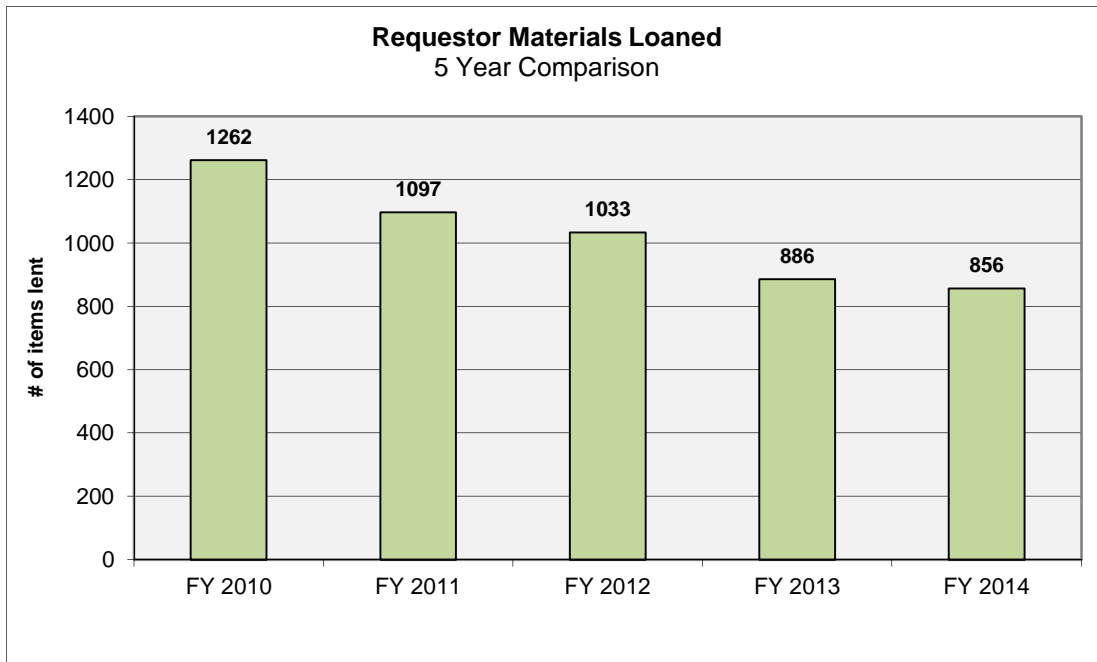
Location	Jul	Aug	Sep	Oct	Nov	Dec	Jan	Feb	Mar	Apr	May	Jun	Total	%of Total
UMPI	0	1	2	1	1	0	1	2	3	4	0	0	15	1.75%
POR/GOR	23	14	18	13	11	8	20	6	11	11	13	8	156	18.22%
UMA	5	4	7	5	6	5	7	6	7	4	2	4	62	7.24%
UMO	8	9	16	15	13	7	15	17	12	16	7	12	147	17.17%
UMF	3	7	10	8	11	5	10	5	9	5	4	7	84	9.81%
LAW	0	3	0	0	0	0	3	1	0	1	0	2	10	1.17%
FK	0	2	6	1	4	1	2	1	1	2	2	2	24	2.80%
UMM	2	2	15	1	1	0	2	3	4	2	1	3	36	4.21%
LEW/AUB	0	0	1	0	0	0	0	0	0	0	0	0	1	0.12%
BPL	21	19	16	11	25	15	18	14	15	11	34	45	244	28.50%
MSL	9	12	8	3	7	5	8	5	5	4	4	5	75	8.76%
OTHER*	0	0	0	0	0	0	0	0	0	1	0	1	2	0.23%
TOTAL	71	73	99	58	79	46	86	60	67	61	67	89	856	100.00%

* NOTE: OTHER includes Leg., BCL, and Misc. requests.



Requestor Materials Loaned by Blake Library 5 Year Comparison

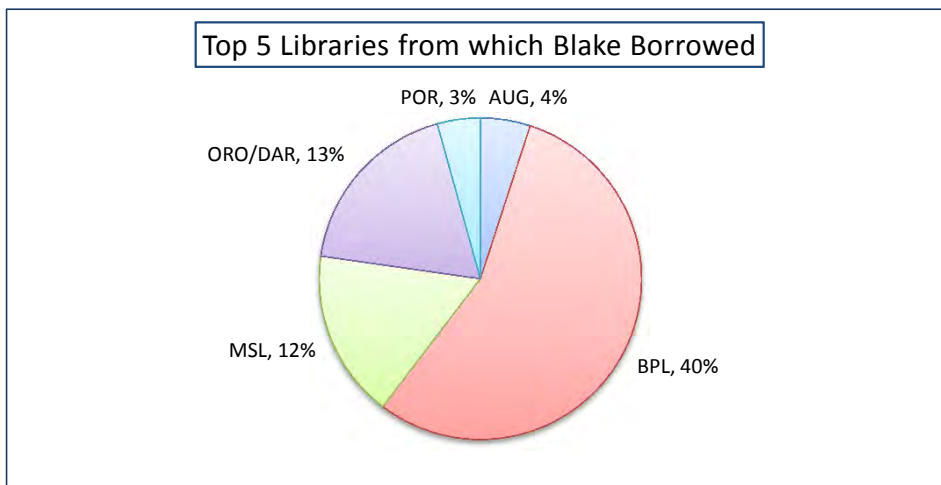
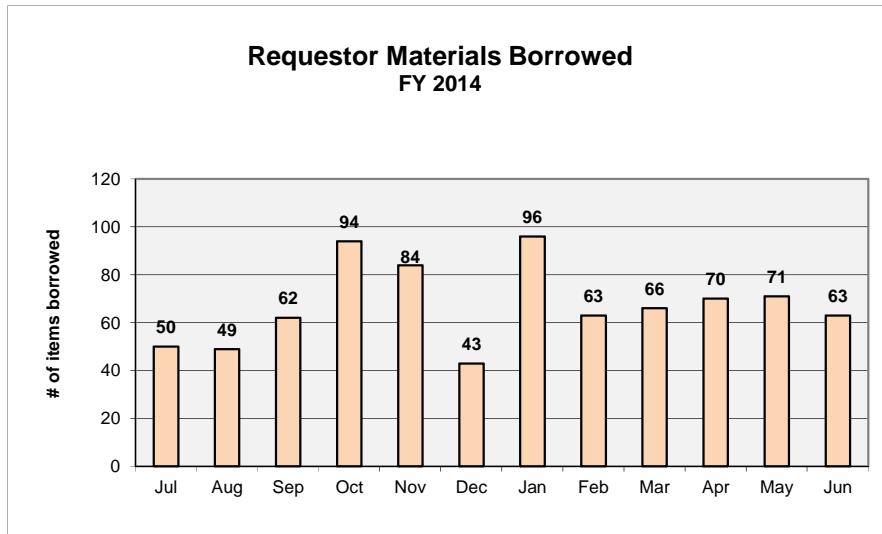
MONTH	FY 2010	FY 2011	FY 2012	FY 2013	FY 2014
JUL	75	66	71	61	71
AUG	80	85	98	54	73
SEP	133	143	91	84	99
OCT	131	108	112	72	58
NOV	118	93	96	64	79
DEC	86	65	57	55	46
JAN	127	99	105	102	86
FEB	112	83	96	82	60
MAR	110	102	83	93	67
APR	120	84	83	82	61
MAY	69	82	67	68	67
JUN	101	87	74	69	89
TOTAL	1262	1097	1033	886	856



Requestor Materials Borrowed by Blake Library Patrons - FY2014

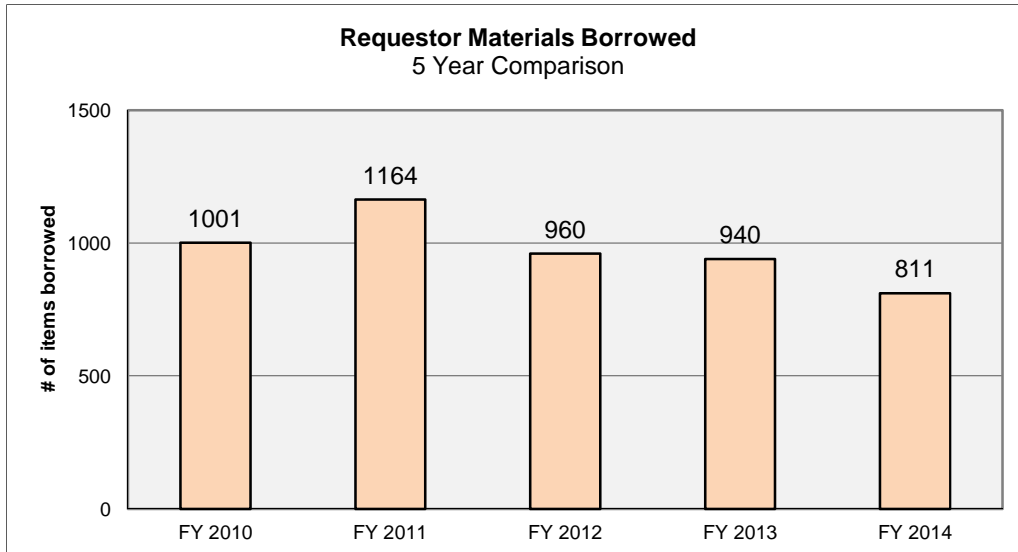
Location	Jul	Aug	Sep	Oct	Nov	Dec	Jan	Feb	Mar	Apr	May	Jun	Total	%of Total
AUG	0	1	2	4	1	0	6	3	5	1	4	2	29	3.58%
BCL(umab)	1	1	2	2	2	0	0	0	2	3	5	0	18	2.22%
BPL	28	17	13	39	42	28	38	23	20	25	19	29	321	39.58%
FAR	0	0	1	1	4	1	2	1	2	2	1	1	16	1.97%
FK	0	2	6	1	4	1	2	1	1	2	2	0	22	2.71%
LAW	0	0	0	0	1	0	0	1	0	0	0	2	4	0.49%
LEG	0	0	0	1	0	0	0	0	0	0	0	1	2	0.25%
MAC	1	1	3	1	1	0	0	1	3	0	1	1	13	1.60%
MSL	6	8	10	16	5	1	9	16	6	9	9	3	98	12.08%
ORO/DAR	4	8	14	12	4	1	19	3	13	8	13	8	107	13.19%
PI	1	1	1	1	4	1	2	0	1	0	3	1	16	1.97%
USM: GOR	2	1	4	0	4	1	0	0	2	1	3	0	18	2.22%
LEW	1	1	0	2	0	0	2	1	0	2	0	0	9	1.11%
POR	1	4	0	1	0	0	4	4	3	4	3	1	25	3.08%
no location	0	0	0	0	0	0	0	0	0	0	0	0	0	0.00%
TITLE LEVEL*	5	4	6	13	12	9	12	9	8	13	8	14	113	13.93%
TOTAL	50	49	62	94	84	43	96	63	66	70	71	63	811	100.00%

* Inserted title level holds not provided in system data. Number represents difference between materials borrowed and patron type totals.



**Requestor Materials Borrowed by Blake Library
5 Year Comparison**

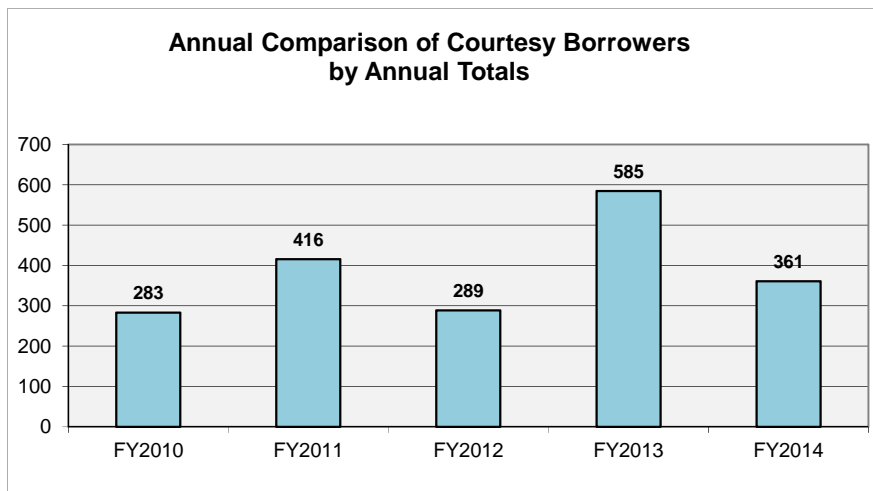
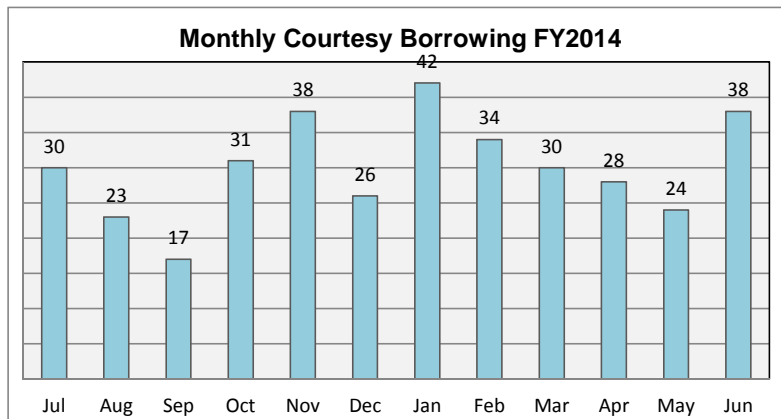
MONTH	FY 2010	FY 2011	FY 2012	FY 2013	FY 2014
JUL	45	59	54	46	50
AUG	54	72	86	63	49
SEP	82	86	94	61	62
OCT	114	132	125	100	94
NOV	107	104	66	112	84
DEC	71	63	61	93	43
JAN	78	126	97	77	96
FEB	89	102	74	84	63
MAR	80	137	73	105	66
APR	109	101	115	96	70
MAY	85	79	68	44	71
JUN	87	103	47	59	63
TOTAL	1001	1164	960	940	811



Courtesy Borrower Statistics for Requestor * - FY2014

	Jul	Aug	Sep	Oct	Nov	Dec	Jan	Feb	Mar	Apr	May	Jun	Total	All UMFK	% of Total
FY2010	25	19	26	12	32	20	29	24	13	29	22	32	283	1001	28.27%
FY2011	28	32	29	35	15	24	27	47	48	45	42	44	416	1164	35.74%
FY2012	36	47	7	18	12	11	28	23	21	31	35	20	289	960	30.10%
FY2013	26	29	38	82	69	52	53	58	64	40	34	40	585	1070	54.67%
FY2014	30	23	17	31	38	26	42	34	30	28	24	38	361	811	44.51%

*Ptypes 83 (community borrowers) and 84 (public school borrowers) are used to tally these statistics



Requestor Use by FK Patron Types - FY2014

	Jul	Aug	Sep	Oct	Nov	Dec	Jan	Feb	Mar	Apr	May	Jun	Total	% of Total
Faculty	0	3	6	16	3	6	22	4	16	2	18	3	99	12.21%
Student	6	16	24	20	28	2	18	8	5	12	6	1	146	18.00%
Staff	14	7	14	27	14	9	14	15	15	28	22	21	200	24.66%
Community	30	23	17	30	38	26	42	34	28	28	24	31	351	43.28%
ILL	0	0	0	0	0	0	0	0	0	0	0	0	0	0.00%
Public School	0	0	0	1	0	0	0	0	2	0	0	7	10	1.23%
Special	0	0	1	0	1	0	0	2	0	0	1	0	5	0.62%
Totals	50	49	62	94	84	43	96	63	66	70	71	63	811	100.00%

