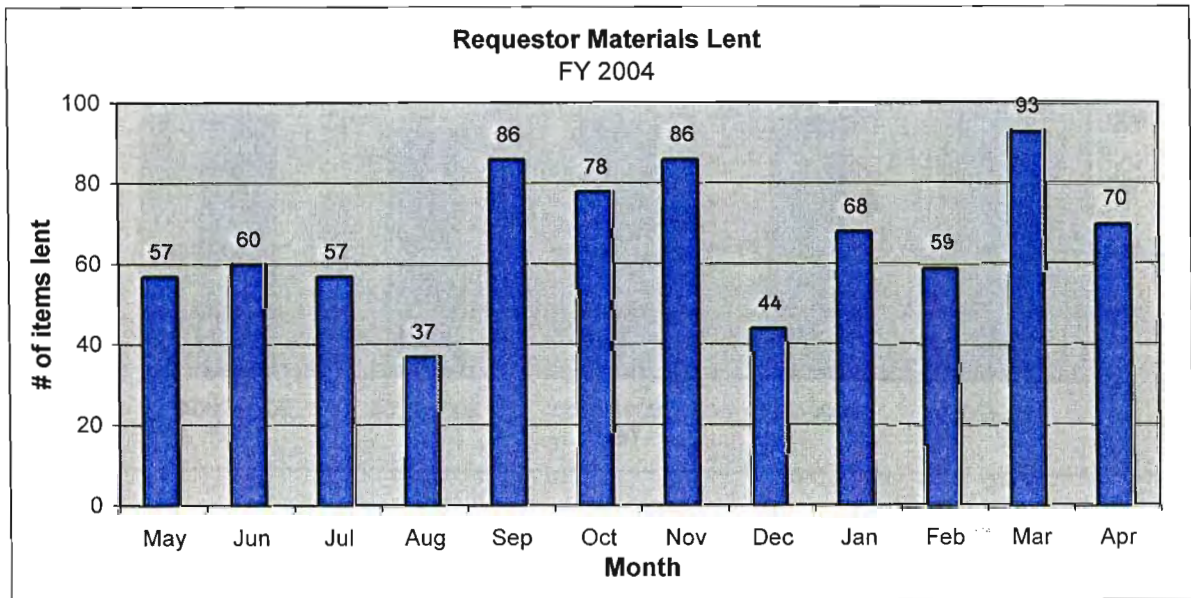


## Requestor Materials Lent by Blake Library - 2003/2004

	May	Jun	Jul	Aug	Sep	Oct	Nov	Dec	Jan	Feb	Mar	Apr
<b>UMO</b>	16	18	12	9	24	22	18	13	22	11	15	17
<b>UMA</b>	4	5	12	9	9	9	11	6	17	7	10	5
<b>PORT/GOR</b>	17	20	14	9	22	18	22	10	11	16	29	15
<b>UMF</b>	3	5	7	2	6	9	2	1	4	8	18	8
<b>UMM</b>	0	1	1	0	2	7	4	3	2	4	4	4
<b>UMPI</b>	7	1	3	4	8	6	11	1	4	4	8	6
<b>LEW/AUB</b>	1	1	1	0	0	0	2	0	0	0	0	0
<b>BPL</b>	6	8	6	3	11	3	11	7	6	7	7	11
<b>LAW</b>	1	1	0	0	2	1	1	1	0	1	0	2
<b>OTHER*</b>	1	0	0	0	0	0	0	1	0	0	0	0
<b>FK</b>	1	0	1	1	2	3	4	1	2	1	2	2
<b>TOTAL</b>	<b>57</b>	<b>60</b>	<b>57</b>	<b>37</b>	<b>86</b>	<b>78</b>	<b>86</b>	<b>44</b>	<b>68</b>	<b>59</b>	<b>93</b>	<b>70</b>

<b>Total Requests</b>	<b>795</b>
-----------------------	------------

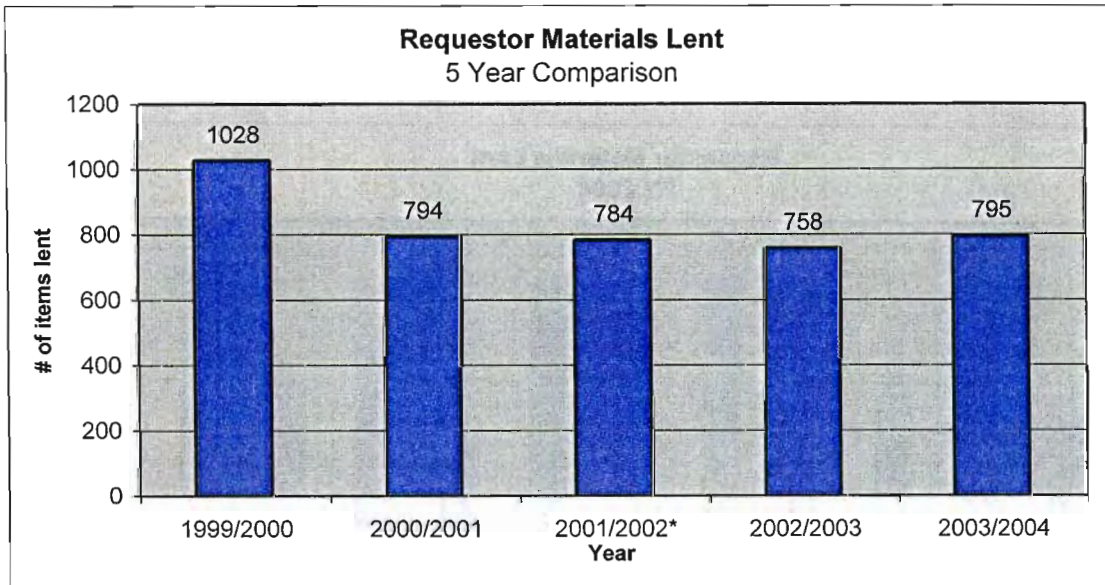
\* NOTE: OTHER includes Leg., BCL, and Misc. requests.



**Requestor Materials Lent by Blake Library  
5 Year Comparison**

MONTH	1999/2000	2000/2001	2001/2002*	2002/2003	2003/2004
MAY	51	39	38	38	57
JUNE	51	50	43	41	60
JULY	65	37	61	57	57
AUGUST	56	48	40	22	37
SEPTEMBER*	115	87	94	100	86
OCTOBER	127	91	91	85	78
NOVEMBER	111	101	74	56	86
DECEMBER	60	40	33	37	44
JANUARY	76	81	80	74	68
FEBRUARY	121	77	87	82	59
MARCH	100	71	92	95	93
APRIL	95	72	51	71	70
<b>TOTAL</b>	<b>1028</b>	<b>794</b>	<b>784</b>	<b>758</b>	<b>795</b>

September FY2002 : Statistics were not available for this time, an average for FY2001 and FY2003 was used to create an estimated figure.

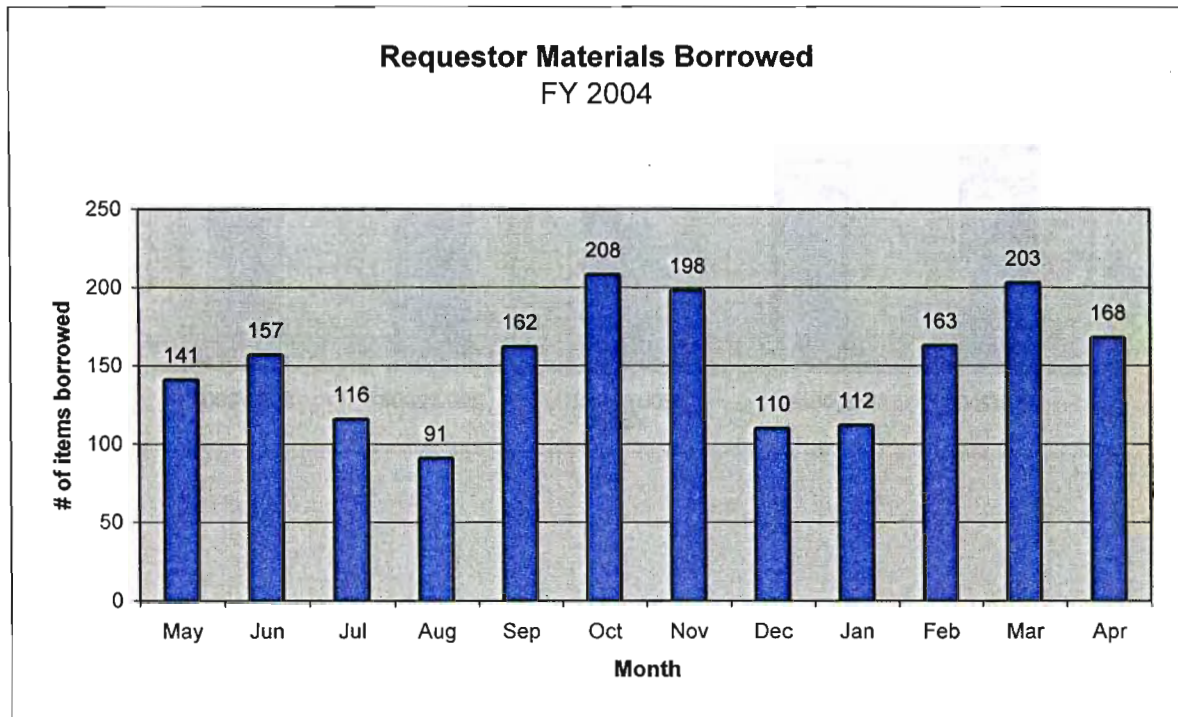


## Requestor Materials Borrowed by Blake Library Patrons - 2003/2004

	May	Jun	Jul	Aug	Sep	Oct	Nov	Dec	Jan	Feb	Mar	Apr
<b>UMO</b>	43	47	30	20	43	72	67	15	24	38	55	50
<b>UMA</b>	4	3	7	3	6	6	6	4	3	8	7	3
<b>PORT</b>	5	3	6	6	7	6	5	2	1	17	8	9
<b>UMF</b>	8	11	7	9	11	9	7	2	4	3	5	7
<b>GOR</b>	6	11	1	3	3	5	7	1	6	9	10	5
<b>UMM</b>	5	0	3	2	5	2	4	2	1	3	3	3
<b>UMPI</b>	4	9	7	6	8	7	2	4	8	11	14	6
<b>LEW/AUB</b>	2	1	2	0	0	2	1	1	1	2	1	2
<b>ST. LIB</b>	14	25	8	13	19	42	29	18	17	22	28	28
<b>LAW</b>	0	0	0	0	0	2	2	1	0	0	0	0
<b>BCL</b>	3	6	2	2	5	10	9	3	1	6	5	7
<b>DAR</b>	0	0	0	0	0	0	0	0	0	0	0	2
<b>UMFK</b>	1	0	1	1	2	3	4	1	2	1	2	2
<b>BPL</b>	46	41	42	26	52	41	53	56	44	42	64	43
<b>LEG</b>	0	0	0	0	1	1	2	0	0	1	1	1

<b>TOTAL</b>	<b>141</b>	<b>157</b>	<b>116</b>	<b>91</b>	<b>162</b>	<b>208</b>	<b>198</b>	<b>110</b>	<b>112</b>	<b>163</b>	<b>203</b>	<b>168</b>
--------------	------------	------------	------------	-----------	------------	------------	------------	------------	------------	------------	------------	------------

<b>Total Requests</b>	<b>1829</b>
-----------------------	-------------



## Requestor Materials Borrowed by Blake Library 5 Year Comparison

MONTH	1999/2000	2000/2001	2001/2002*	2002/2003	2003/2004
MAY	130	66	66	107	141
JUNE	72	43	36	67	157
JULY	50	23	73	35	116
AUGUST	55	76	63	51	91
SEPTEMBER*	184	151	156	160	162
OCTOBER	96	185	205	219	208
NOVEMBER	107	170	176	148	198
DECEMBER	60	58	63	105	110
JANUARY	126	86	170	157	112
FEBRUARY	113	89	256	161	163
MARCH	162	180	150	156	203
APRIL	183	116	181	174	168
<b>TOTAL</b>	<b>1338</b>	<b>1243</b>	<b>1595</b>	<b>1540</b>	<b>1829</b>

September FY2002 : Statistics were not available for this time, an average for FY2001 and FY2003 was used to create an estimated figure.

