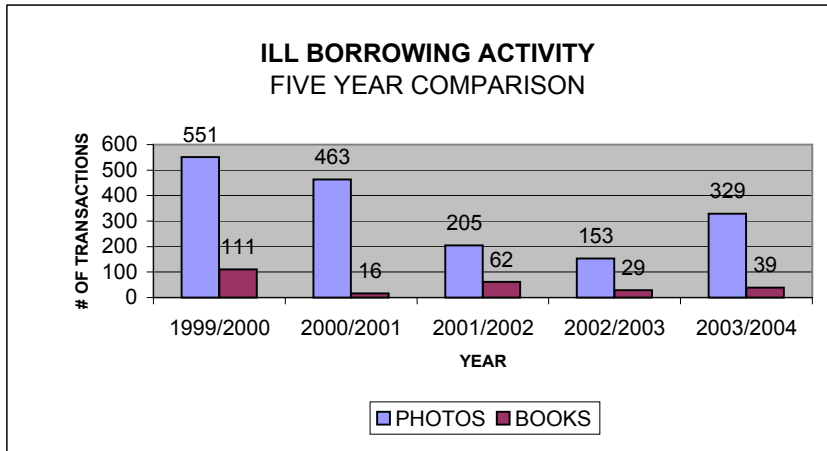


**INTERLIBRARY LOANS BORROWING ACTIVITY**

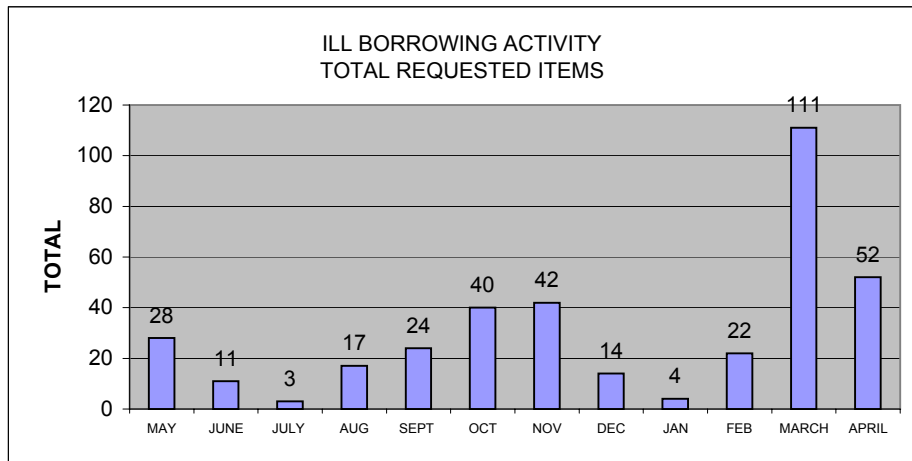
	1999/2000		2000/2001		2001/2002		2002/2003		2003/2004	
	PHOTOS	BOOKS	PHOTOS	BOOKS	PHOTOS	BOOKS	PHOTOS	BOOKS	PHOTOS	BOOKS
MAY	-	-	2	1	11	2	3	0	24	4
JUN	14	10	24	0	0	1	1	1	11	0
JUL	5	17	20	2	0	12	2	3	2	1
AUG	18	18	3	3	0	1	13	1	12	5
SEP	80	27	67	0	0	0	5	5	21	3
OCT	126	9	105	4	99	2	11	2	34	6
NOV	49	8	80	1	19	1	3	6	42	0
DEC	17	7	6	1	9	2	19	0	11	3
JAN	47	7	25	0	3	29	9	0	0	4
FEB	62	4	57	4	19	4	33	5	22	0
MAR	91	1	16	0	34	4	34	3	102	9
APR	36		58	0	11	4	20	3	48	4
MAY	6	3	-	-	-	-	-	-	-	-
<b>TOTAL</b>	<b>551</b>	<b>111</b>	<b>463</b>	<b>16</b>	<b>205</b>	<b>62</b>	<b>153</b>	<b>29</b>	<b>329</b>	<b>39</b>



**ILL REQUESTS BY BLAKE LIBRARY (BORROWING ACTIVITY) 2003/2004**

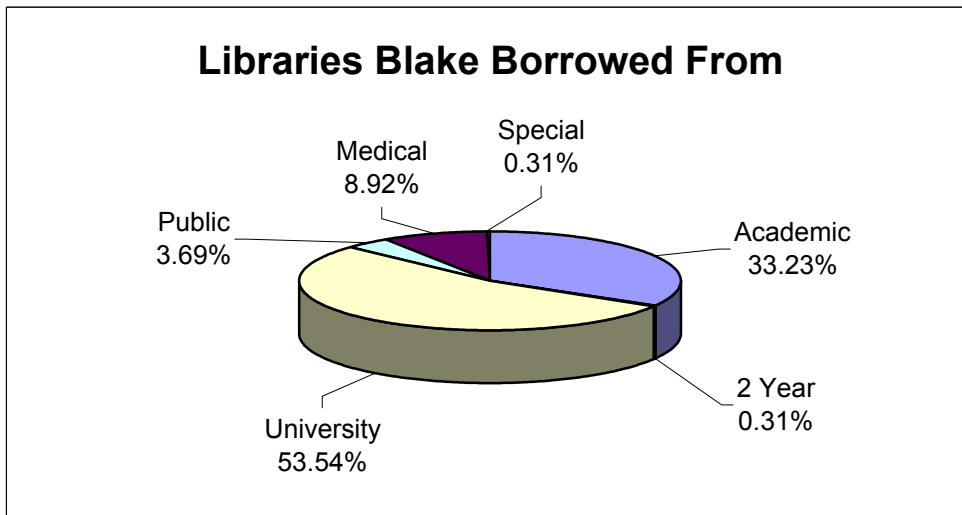
	STUDENTS		FACULTY / STAFF		OTHER **		TOTAL FILLED	TOTAL REQUESTED	TOTAL FILL RATE
	PHOTOS	BOOKS	PHOTOS	BOOKS	PHOTOS	BOOKS			
MAY	3	0	16	4	5	0	26	28	92.9%
JUNE	1	0	9	0	1	0	10	11	90.9%
JULY	1	1	0	0	1	0	2	3	66.7%
AUG	0	2	8	2	4	1	9	17	52.9%
SEPT	1	1	18	2	2	0	24	24	100.0%
OCT	22	3	11	1	0	1	38	40	95.0%
NOV	10	0	26	0	6	0	35	42	83.3%
DEC	4	2	4	0	3	1	11	14	78.6%
JAN	0	2	0	0	0	2	3	4	75.0%
FEB	12	0	9	0	1	0	22	22	100.0%
MARCH	39	2	26	4	37	3	110	111	99.1%
APRIL	19	0	21	3	8	1	45	52	86.5%
<b>TOTAL</b>	<b>112</b>	<b>13</b>	<b>148</b>	<b>16</b>	<b>68</b>	<b>9</b>	<b>335</b>	<b>368</b>	<b>91.0%</b>

\*\* Includes guest requests and requests that are missing an identified status



## Libraries Blake Borrowed From - FY 2004 by Library Type

	# of Requests	# of Libraries	% of Requests	% of Libraries
<b>Academic</b>	108	20	33.33%	44.44%
<b>2 Year</b>	1	1	0.31%	2.22%
<b>University</b>	174	7	53.70%	15.56%
<b>Public</b>	12	7	3.70%	15.56%
<b>Medical</b>	29	10	8.95%	22.22%
<b>Special</b>	1	1	0.31%	2.22%
<b>TOTAL</b>	<b>324</b>	<b>45</b>	<b>100.00%</b>	<b>100.00%</b>



# ARTICLES BY SUBJECT

