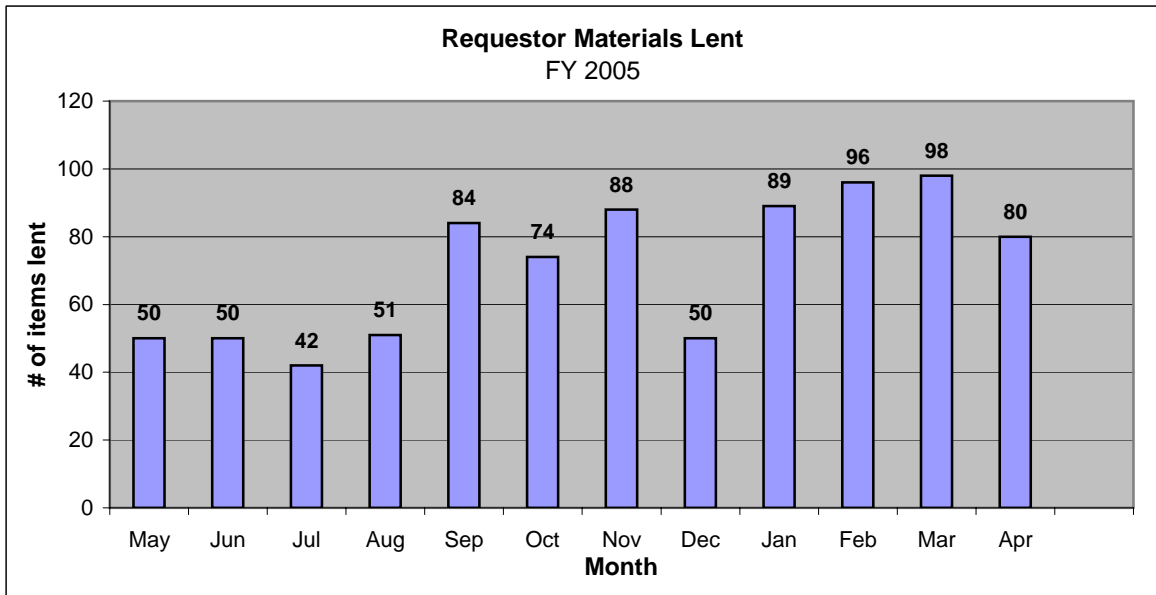


Requestor Materials Lent by Blake Library - 2004/2005

	May	Jun	Jul	Aug	Sep	Oct	Nov	Dec	Jan	Feb	Mar	Apr
UMO	16	11	12	14	23	10	15	16	23	20	20	20
UMA	8	5	5	6	11	14	13	1	9	14	14	11
PORT/GOR	8	10	10	12	21	19	34	15	27	21	14	15
UMF	5	6	4	2	5	10	7	4	10	13	13	6
UMM	0	1	1	1	2	4	2	0	1	4	7	0
UMPI	3	1	0	2	9	7	5	0	6	8	7	0
LEW/AUB	0	3	1	1	0	0	0	0	0	0	0	6
BPL	6	12	9	8	5	5	4	8	12	9	13	11
LAW	0	0	0	0	0	3	0	0	0	0	2	1
OTHER*	0	0	0	0	0	0	0	0	0	1	0	0
MSL				2	3	0	1	5	0	6	6	7
FK	4	1	0	3	5	2	7	1	1	0	2	3
TOTAL	50	50	42	51	84	74	88	50	89	96	98	80

Total Requests	852
-----------------------	------------

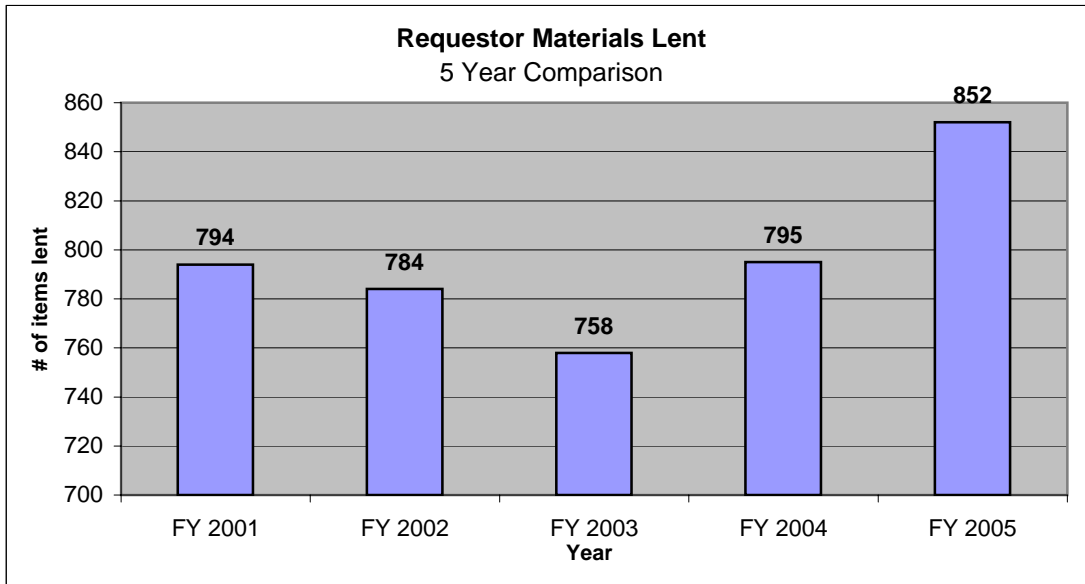
* NOTE: OTHER includes Leg., BCL, and Misc. requests.



Requestor Materials Lent by Blake Library 5 Year Comparison

MONTH	FY 2001	FY 2002	FY 2003	FY 2004	FY 2005
MAY	39	38	38	57	50
JUNE	50	43	41	60	50
JULY	37	61	57	57	42
AUGUST	48	40	22	37	51
SEPTEMBER*	87	94	100	86	84
OCTOBER	91	91	85	78	74
NOVEMBER	101	74	56	86	88
DECEMBER	40	33	37	44	50
JANUARY	81	80	74	68	89
FEBRUARY	77	87	82	59	96
MARCH	71	92	95	93	98
APRIL	72	51	71	70	80
TOTAL	794	784	758	795	852

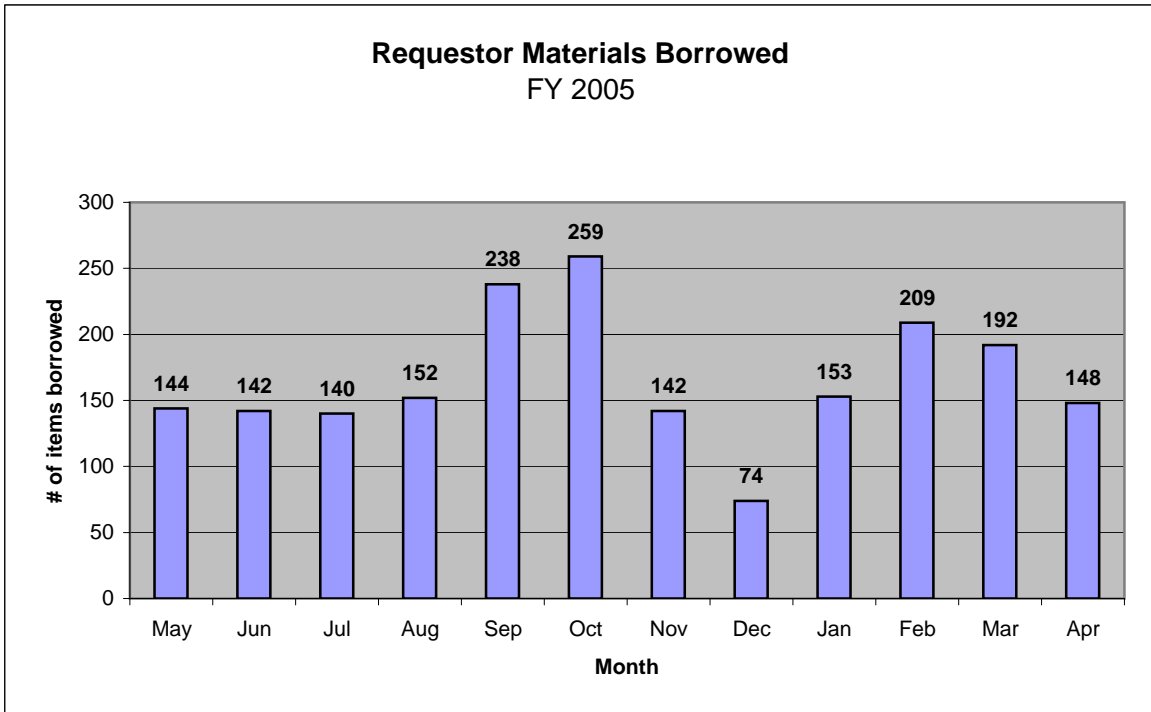
September FY2002 : Statistics were not available for this time, an average for FY2001 and FY2003 was used to create an estimated figure.



Requestor Materials Borrowed by Blake Library Patrons - 2004/2005

	May	Jun	Jul	Aug	Sep	Oct	Nov	Dec	Jan	Feb	Mar	Apr
UMO	24	32	15	31	65	68	25	15	38	36	52	39
UMA	7	8	9	6	11	16	6	4	7	9	6	8
PORT	2	3	2	5	6	13	6	2	13	6	8	5
UMF	5	6	3	5	9	16	9	2	6	11	3	9
GOR	5	6	7	2	11	11	2	2	6	9	2	3
UMM	0	2	1	4	3	9	3	1	3	4	3	3
UMPI	9	6	3	5	11	16	8	5	2	11	12	8
LEW/AUB	1	3	1	0	1	6	4	0	3	5	1	1
ST. LIB	34	20	40	26	28	38	23	14	26	19	41	22
LAW	0	0	0	0	3	0	0	1	1	1	0	1
BCL	4	6	8	5	8	7	6	2	5	7	4	4
DAR	0	0	0	0	0	0	0	0	0	0	0	0
UMFK	4	1	0	3	5	2	7	1	1	0	2	3
BPL	49	48	51	60	75	56	40	25	42	90	57	40
LEG	0	1	0	0	2	1	3	0	0	1	1	2
TOTAL	144	142	140	152	238	259	142	74	153	209	192	148

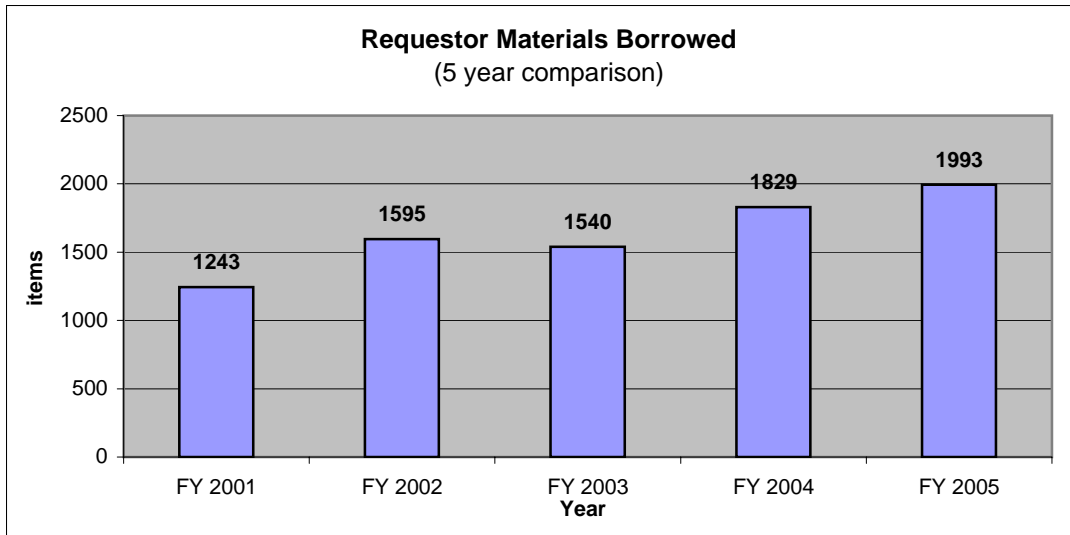
Total Requests 1993



Requestor Materials Borrowed by Blake Library 5 Year Comparison

MONTH	FY 2001	FY 2002	FY 2003	FY 2004	FY 2005
MAY	66	66	107	141	144
JUNE	43	36	67	157	142
JULY	23	73	35	116	140
AUGUST	76	63	51	91	152
SEPTEMBER*	151	156	160	162	238
OCTOBER	185	205	219	208	259
NOVEMBER	170	176	148	198	142
DECEMBER	58	63	105	110	74
JANUARY	86	170	157	112	153
FEBRUARY	89	256	161	163	209
MARCH	180	150	156	203	192
APRIL	116	181	174	168	148
TOTAL	1243	1595	1540	1829	1993

September FY2002 : Statistics were not available for this time, an average for FY2001 and FY2003 was used to create an estimated figure.



Courtesy Borrower Statistics for Requestor *

	May	June	July	August	Sept	Oct	Nov	Dec	Jan	Feb	Mar	April	Total
FY 2004	56	48	50	38	41	26	55	46	27	21	40	53	501
FY 2005	20	65	92	104	43	43	30	23	25	44	40	30	559

Ptypes 83 (community borrowers) and 84 (public school borrowers) are used to tally these statistics

