

## Circulation Checkout Statistics - FY 2006

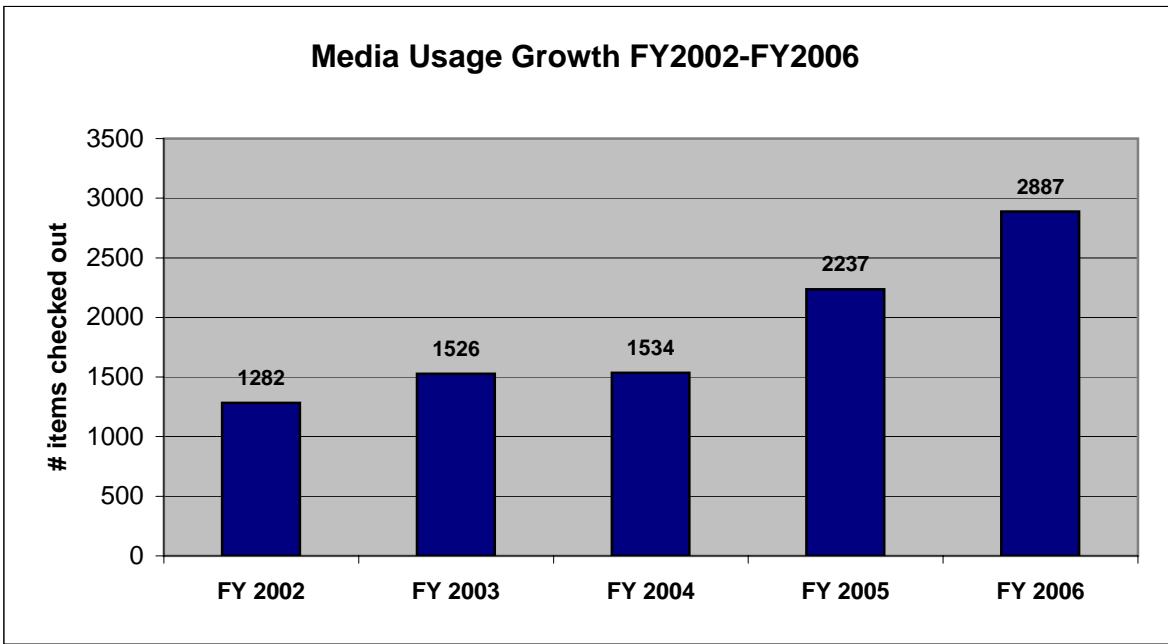
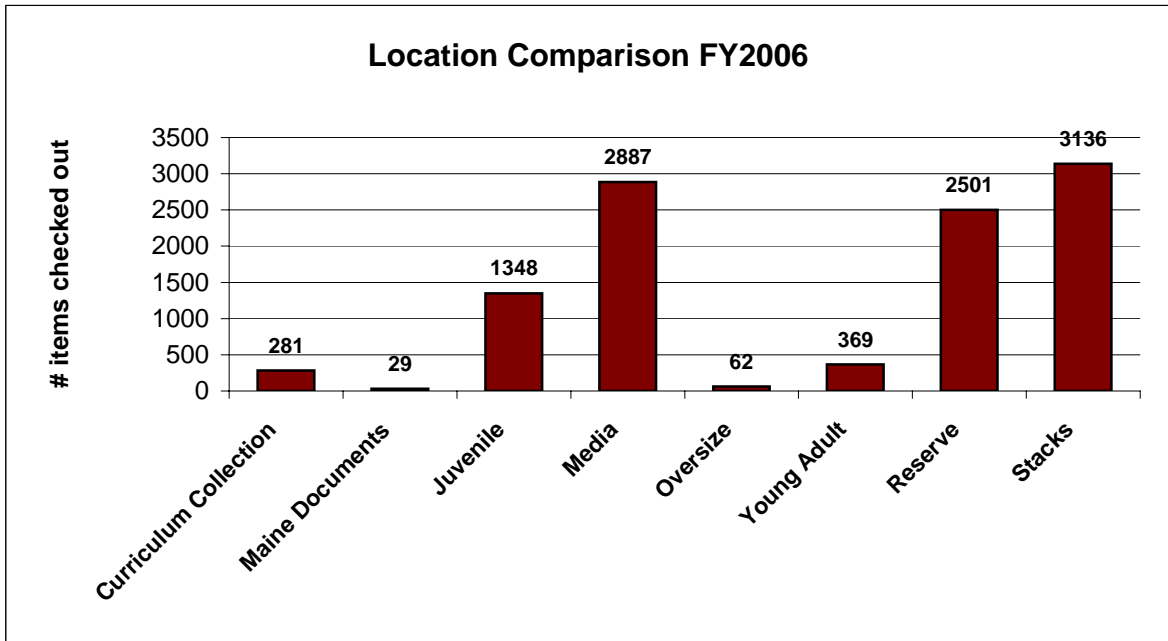
### CHECKOUT STATISTICS BY ITEM TYPES AT FORT KENT

ITEM TYPE	FY 2002	FY 2003	FY 2004	FY 2005	FY 2006	% Change
AUDIOCASSETTE	28	58	115	2	4	100%
BOOK	4051	3858	3878	4394	3581	-19%
COMPACT DISK	73	96	40	115	153	33%
SCORES	1	4	2	5	3	-40%
RECORD	13	1	2	1	2	100%
SERIAL	0	1	0	0	0	0%
VIDEOCASSETTE	1154	1342	866	868	1123	29%
ONE DAY	N/A	N/A	N/A	3	14	367%
2 HOUR	85	19	80	43	39	-9%
3 DAY	53	5	1	1	3	200%
7 DAY	545	460	536	624	282	-55%
24 HOURS / 1 DAY	139	177	107	115	120	4%
14 DAY	1446	1436	1241	1138	1347	18%
2 HOUR (NO OVERNIGHT)	1469	640	486	1096	2146	96%
GOV DOC	52	48	33	60	29	-52%
NEWSPAPER	25	7	12	26	54	108%
2 DAY	39	24	14	10	11	10%
SOFTWARE	5	3	0	0	3	0%
48 HOURS	1	0	7	0	0	0%
4 HOUR	1	0	0	0	9	0%
4 HOUR (NO OVERNIGHT)					104	0%*
DVD	0	13	499	1182	1392	18%
AUDIO BOOK	0	0	4	59	210	256%
VIDEODISK	0	0	1	0	0	0%
<b>TOTAL</b>	<b>9180</b>	<b>8192</b>	<b>7924</b>	<b>9742</b>	<b>10629</b>	<b>9%</b>

### CHECKOUT STATISTICS BY LOCATION TYPE AT FORT KENT

LOCATION	FY 2002	FY 2003	FY 2004	FY 2005	FY 2006	% Change
k	44	4	1	0	0	0%
Acadian Circulating	15	24	26	14	1	-93%
Curriculum Collection	534	462	538	627	281	-55%
Acadian Archives	2	3	33	0	0	0%
Maine Documents	50	48	33	60	29	-52%
Juvenile	1453	1439	1242	1136	1348	0%
Media	1282	1526	1534	2237	2887	29%
Oversize	101	92	64	97	62	-36%
Pamphlet	0	4	4	0	0	0%
Young Adult	243	287	310	409	369	-10%
Reference	35	29	42	15	12	-20%
Reserve	1806	873	717	1295	2501	93%
Special Collections	32	36	11	10	3	-70%
Stacks	3581	3362	3367	3838	3136	-18%
Storage	0	1	0	0	0	0%
Periodicals	0	2	0	0	0	0%
Old Model School	2	0	0	2	0	-100%
Maps	0	0	2	2	0	-100%
<b>TOTAL</b>	<b>9180</b>	<b>8192</b>	<b>7924</b>	<b>9742</b>	<b>10629</b>	<b>9%</b>

\*4 hour (no overnight) is a new itype used primarily for the nursing division videos.



## Fort Kent Circulation Transactions by Patron Type

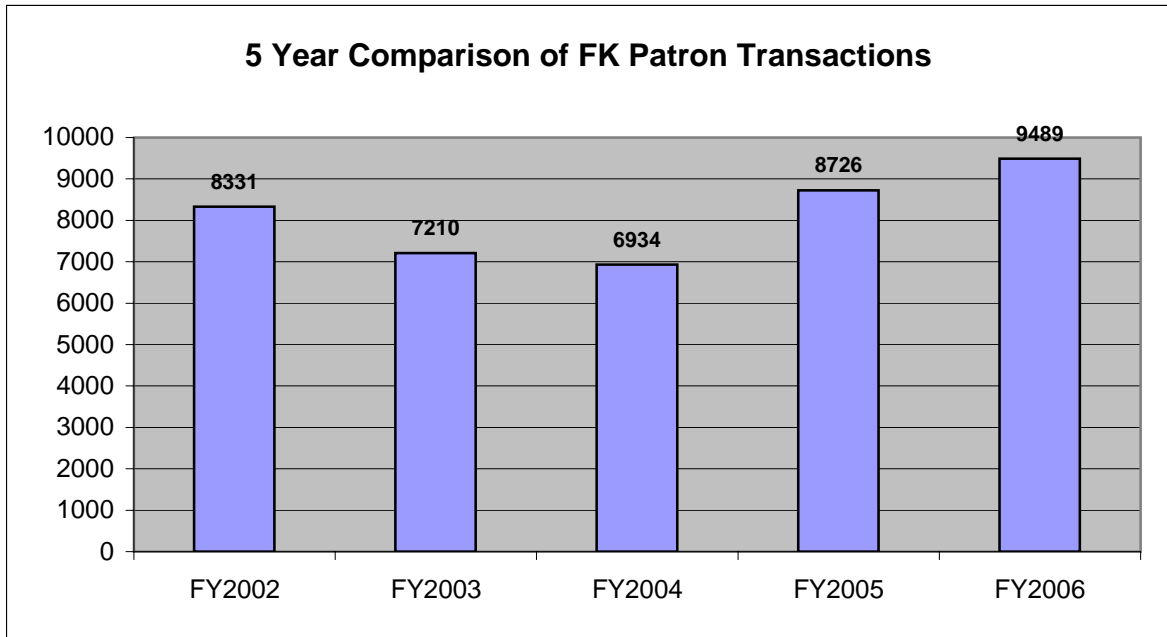
### UMS Patron Type (includes FK patrons)

	FY2002		FY2003		FY2004		FY2005		FY2006	
	#Trans	%Total	#Trans	%Total	#Trans	%Total	#Trans	%Total	#Trans	%Total
<b>Freshmen</b>	1098	11.96%	1001	12.22%	913	11.52%	1241	12.74%	921	8.66%
<b>Sophmores</b>	835	9.10%	454	5.54%	496	6.26%	640	6.57%	677	6.37%
<b>Juniors</b>	1188	12.94%	753	9.19%	678	8.56%	1553	15.94%	1531	14.40%
<b>Seniors</b>	3119	33.98%	2786	34.01%	2839	35.83%	2884	29.60%	4064	38.24%
<b>Masters</b>	42	0.46%	68	0.83%	69	0.87%	101	1.04%	85	0.80%
<b>Doctorals</b>	24	0.26%	25	0.31%	25	0.32%	24	0.25%	22	0.21%
<b>Law</b>	0	0.00%	0	0.00%	3	0.04%	2	0.02%	0	0.00%
<b>Special</b>	27	0.29%	21	0.26%	16	0.20%	21	0.22%	12	0.11%
<b>Other</b>	2847	31.01%	3084	37.65%	2885	36.41%	3276	33.63%	3317	31.21%
<b>Total</b>	<b>9180</b>	<b>100.00%</b>	<b>8192</b>	<b>100.00%</b>	<b>7924</b>	<b>100.00%</b>	<b>9742</b>	<b>100.00%</b>	<b>10629</b>	<b>100.00%</b>

### FK Patron Type

	FY2002		FY2003		FY2004		FY2005		FY2006	
	#Trans	%Total	#Trans	%Total	#Trans	%Total	#Trans	%Total	#Trans	%Total
<b>FK Students</b>	6058	72.72%	4688	65.02%	4683	67.54%	6067	69.53%	6826	71.94%
<b>FK Faculty/Staff</b>	1119	13.43%	1242	17.23%	1096	15.81%	1299	14.89%	1050	11.07%
<b>FK Courtesy</b>	1028	12.34%	1169	16.21%	1074	15.49%	1248	14.30%	1493	15.73%
<b>Non FK Patrons</b>	126	1.51%	111	1.54%	81	1.17%	112	1.28%	120	1.26%
<b>Total</b>	<b>8331</b>	<b>100.00%</b>	<b>7210</b>	<b>100.00%</b>	<b>6934</b>	<b>100.00%</b>	<b>8726</b>	<b>100.00%</b>	<b>9489</b>	<b>100.00%</b>

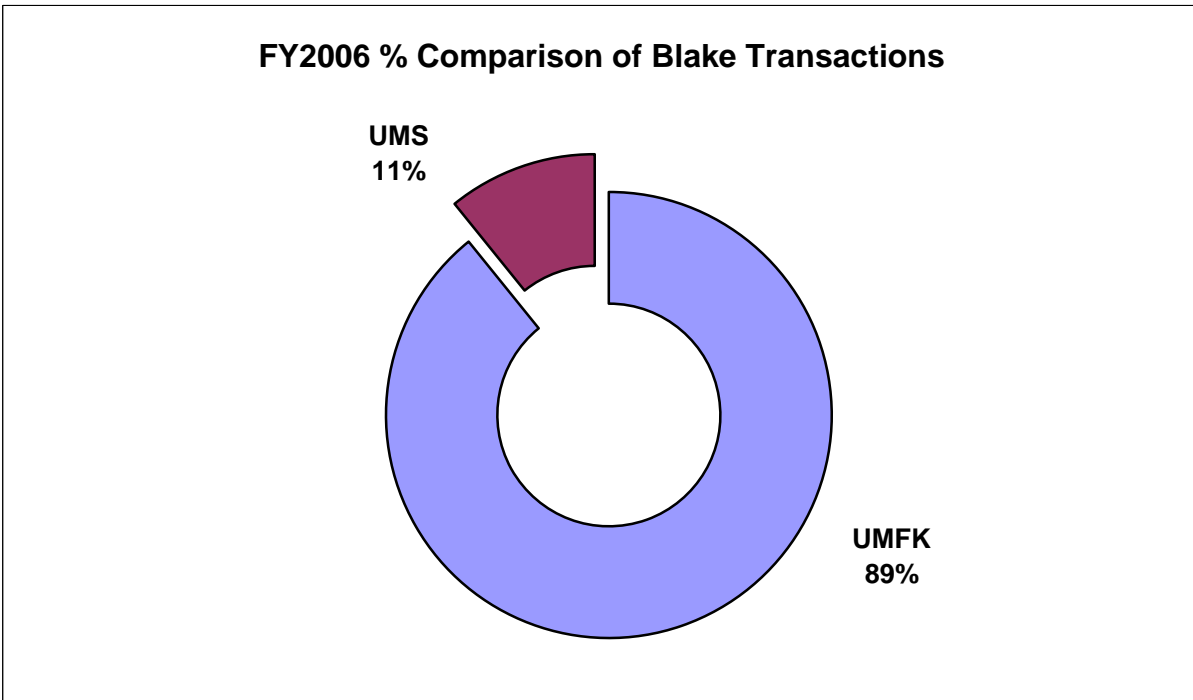
### 5 Year Comparison of FK Patron Transactions



**A Comparative look at FK Patron Checkout vs. Other UMS Patrons  
FY 2006**

LOCATION	ALL UMS Totals	Fort Kent Patrons						UMFK Totals	UMS Difference*
		Faculty	Student	Staff	Courtesy	ILL	Other		
k	0								
Acadian Circulating	1	0	0	0	0	0	0	0	1
Curriculum Collection	281	6	203	1	65	0	0	275	6
Acadian Archives	0	0	0	0	0	0	0	0	0
Maine Documents	29	0	21	1	3	0	0	25	4
Juvenile	1348	49	1119	56	105	3	0	1332	16
Media	2887	278	1539	132	806	23	19	2797	90
Oversize	62	3	29	1	13	1	0	47	15
Pamphlet	0	0	0	0	0	0	0	0	0
Young Adult	369	14	230	30	73	5	0	352	17
Reference	12	4	6	1	1	0	0	12	0
Reserve	2501	93	2232	53	104	0	0	2482	19
Special Collections	3	0	0	3	0	0	0	3	0
Stacks	3136	218	1447	107	323	67	2	2164	972
Storage	0	0	0	0	0	0	0	0	0
Periodicals	0	0	0	0	0	0	0	0	0
Old Model School	0	0	0	0	0	0	0	0	0
Maps	0	0	0	0	0	0	0	0	0
<b>TOTAL</b>	<b>10629</b>	<b>665</b>	<b>6826</b>	<b>385</b>	<b>1493</b>	<b>99</b>	<b>21</b>	<b>9489</b>	<b>1140</b>

\*The Difference represents all UMS patrons other than Fort Kent who checked out materials at the different locations.



## Fort Kent Circulation Transactions Breakdown: Two Year Comparison - FY2006

**FY2006**

**Material Type**

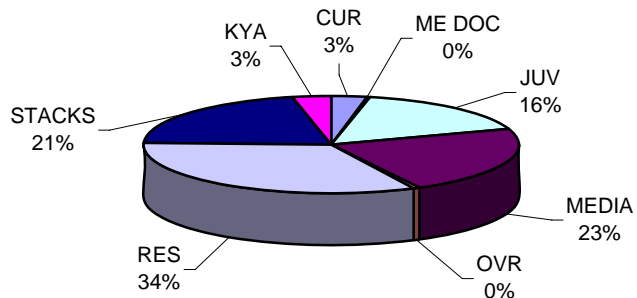
Patron Type	Totals	Material Type												
		CUR	ACAD CIRC	ME DOC	JUV	MEDIA	OVR	REF	RES	STACKS	KYA	SP COL	OMS	MAP
FK Faculty	665	6	0	0	49	278	3	4	93	218	14	0	0	0
FK Student	6826	203	0	21	1119	1539	29	6	2232	1447	230	0	0	0
FK Staff	385	1	0	1	56	132	1	1	53	107	30	3	0	0
FK Community	1330	65	0	3	86	754	12	1	34	311	64	0	0	0
FK Public School	163	0	0	0	19	52	1	0	70	12	9	0	0	0
FK ILL	99	0	0	0	3	23	1	0	0	67	5	0	0	0
FK Special	21	0	0	0	0	19	0	0	0	2	0	0	0	0
<b>Total</b>	<b>9489</b>	<b>275</b>	<b>0</b>	<b>25</b>	<b>1332</b>	<b>2797</b>	<b>47</b>	<b>12</b>	<b>2482</b>	<b>2164</b>	<b>352</b>	<b>3</b>	<b>0</b>	<b>0</b>

**FY2005**

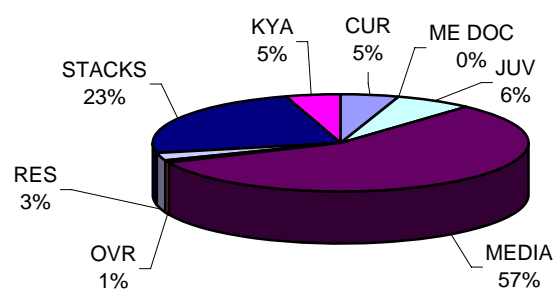
**Material Type**

Patron Type	Totals	Material Type												
		CUR	ACAD CIRC	ME DOC	JUV	MEDIA	OVR	REF	RES	STACKS	KYA	SP COL	OMS	MAP
FK Faculty	735	6	1	0	40	364	2	5	108	187	10	10	0	2
FK Student	6067	553	7	43	898	1163	27	3	1071	2052	250	0	0	0
FK Staff	564	39	2	12	70	152	2	7	66	168	46	0	0	0
FK Community	1107	23	2	0	70	489	44	0	16	391	72	0	0	0
FK Public School	141	1	0	0	49	14	0	0	28	44	5	0	0	0
FK ILL	97	4	0	0	7	6	0	0	0	69	9	0	2	0
FK Special	15	0	0	0	0	12	0	0	0	3	0	0	0	0
<b>Total</b>	<b>8726</b>	<b>626</b>	<b>12</b>	<b>55</b>	<b>1134</b>	<b>2200</b>	<b>75</b>	<b>15</b>	<b>1289</b>	<b>2914</b>	<b>392</b>	<b>10</b>	<b>2</b>	<b>2</b>

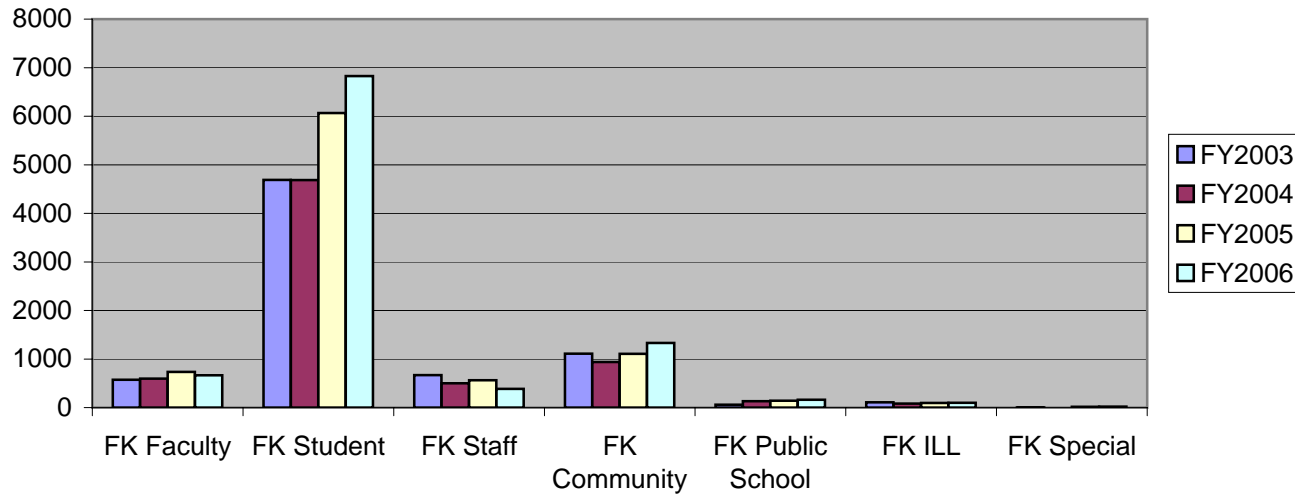
**FY2006 FK Student Checkouts**



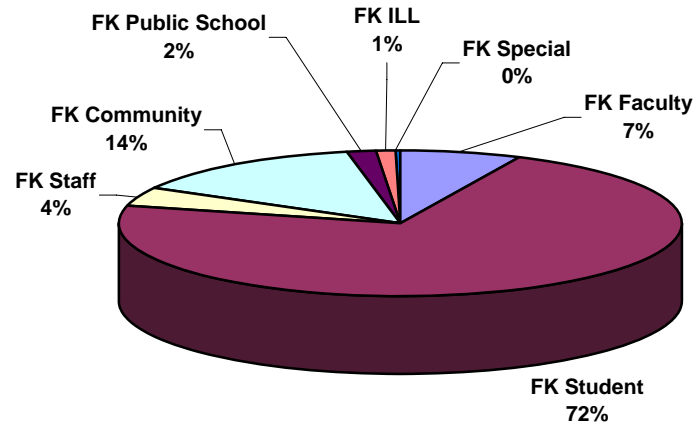
**FY2006 FK Community Checkouts**



### Four Year Comparison of Patron Type Checkouts



### FY2006 FK Patron Checkout Comparison



**TOTAL CIRCULATION TRANSACTIONS BY TERMINAL NUMBER**

**MAY 2005 - APRIL 2006**

TERMINAL #	TOTAL	CHKOUTS	CHKINS	RENEWALS	HOLDS	RECALLS
540	24492	11643	11851	998	0	0
710	0	0	0	0	0	0
715	51	13	18	20	0	0
716	57	0	0	57	0	0
<b>TOTAL</b>	<b>24600</b>	<b>11656</b>	<b>11869</b>	<b>1075</b>	<b>0</b>	<b>0</b>

**MAY 2004 - APRIL 2005**

TERMINAL #	TOTAL	CHKOUTS	CHKINS	RENEWALS	HOLDS	RECALLS
540	22657	10964	10918	768	6	1
710	6	3	2	1	0	0
715	89	47	12	30	0	0
716	109	0	0	109	0	0
<b>TOTAL</b>	<b>22861</b>	<b>11014</b>	<b>10932</b>	<b>908</b>	<b>6</b>	<b>1</b>

**MAY 2003 - APRIL 2004**

TERMINAL #	TOTAL	CHKOUTS	CHKINS	RENEWALS	HOLDS	RECALLS
540	18888	9054	8924	905	5	0
710	9	7	1	1	0	0
715	126	80	16	30	0	0
716	48	0	0	48	0	0
<b>TOTAL</b>	<b>19071</b>	<b>9141</b>	<b>8941</b>	<b>984</b>	<b>5</b>	<b>0</b>

**MAY 2002 - APRIL 2003**

TERMINAL #	TOTAL	CHKOUTS	CHKINS	RENEWALS	HOLDS	RECALLS
540	18639	8953	8821	862	3	0
710	41	0	9	24	8	0
715	161	94	40	25	2	0
716	67	0	0	67	0	0
<b>TOTAL</b>	<b>18908</b>	<b>9047</b>	<b>8870</b>	<b>978</b>	<b>13</b>	<b>0</b>

**MAY 2001 - APRIL 2002**

TERMINAL #	TOTAL	CHKOUTS	CHKINS	RENEWALS	HOLDS	RECALLS
540	20631	10000	9698	932	1	0
710	138	39	17	81	1	0
715	227	139	53	33	2	0
<b>TOTAL</b>	<b>20996</b>	<b>10178</b>	<b>9768</b>	<b>1046</b>	<b>4</b>	<b>0</b>

mcfk = 540 (all fk Millennium Circulation logins)

fkcirc = 710 (all fkcirc character based logins)

fkstaff = 715 (all fkstaff logins)

webfk = 716 (all fk webpac logins) - patrons signing in to their account through URSUS

## INHOUSE COUNT STATISTICS BY ITEM TYPE

FK ITEM TYPE	FY 2002	FY 2003	FY 2004	FY 2005	FY 2006	% Change
ACADIAN CIRC.	19	15	9	11	4	-64%
ACADIAN REF.	2	13	18	1	0	-100%
CURRICULUM COLL	744	371	594	666	186	-72%
ACADIAN ARCHIVES	1	0	0	0	0	0%
MAINE DOC.	54	30	28	16	18	13%
JUVENILE	1300	1729	1493	1421	1153	-19%
MEDIA	41	39	66	83	54	-35%
OVERSIZE	198	179	153	55	27	-51%
PAMPHLET	0	0	3	0	0	0%
YOUNG ADULT	125	94	169	146	106	-27%
REFERENCE	736	527	492	433	164	-62%
RESERVE	26	41	27	15	5	-67%
SPECIAL COLLECTIONS	74	131	88	105	116	10%
STACKS	1310	867	1563	1194	725	-39%
<b>TOTALS</b>	<b>4630</b>	<b>4036</b>	<b>4703</b>	<b>4146</b>	<b>2558</b>	<b>-38%</b>

