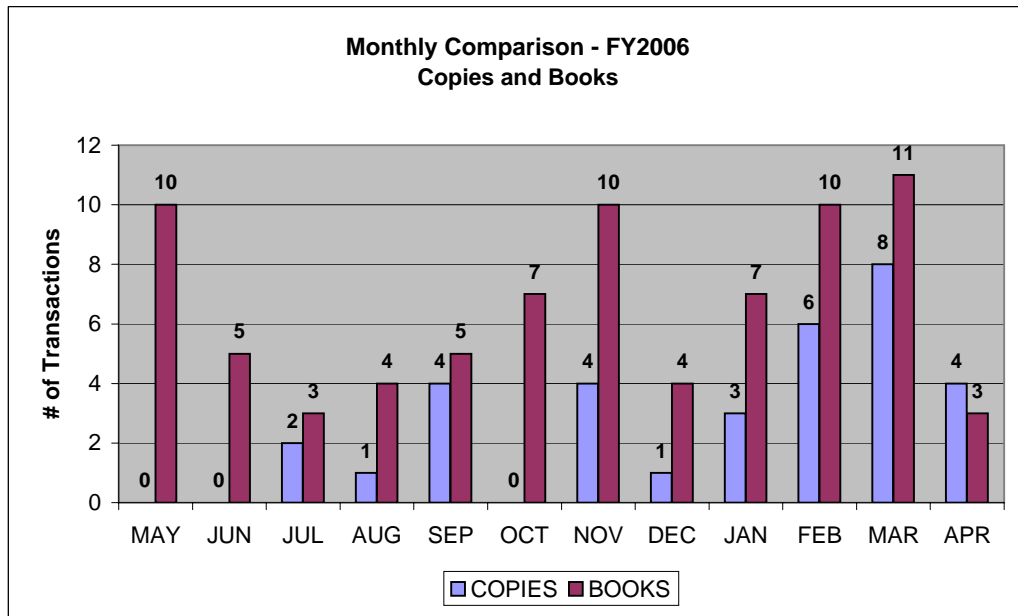
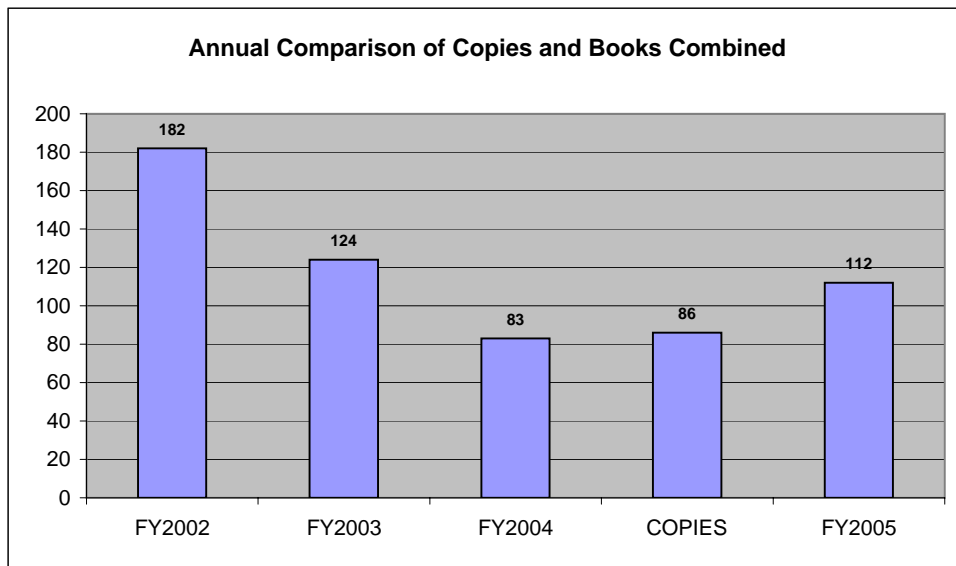
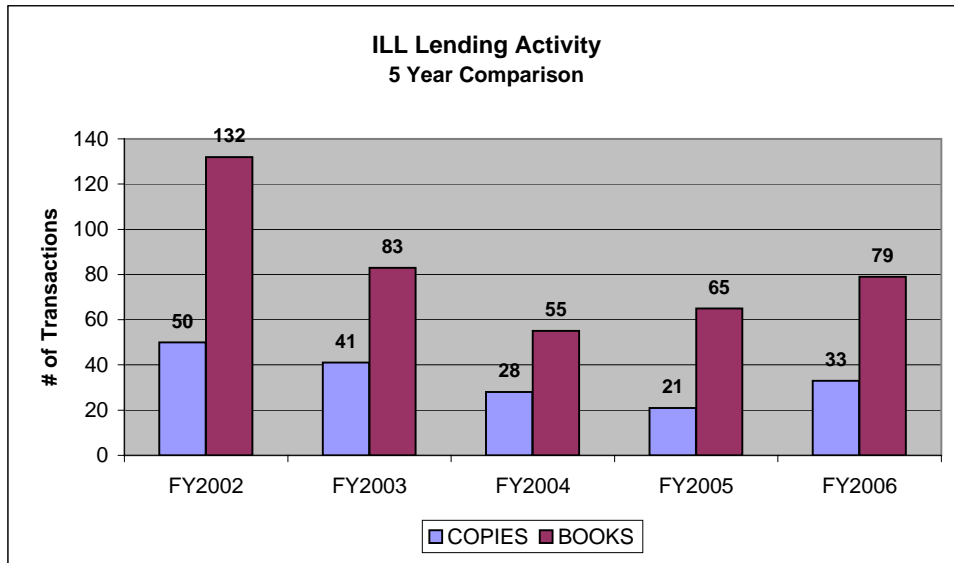


INTERLIBRARY LOAN LENDING ACTIVITY - FY2006

	FY2002		FY2003		FY2004		FY2005		FY2006	
	COPIES	BOOKS	COPIES	BOOKS	COPIES	BOOKS	COPIES	BOOKS	COPIES	BOOKS
MAY	4	6	0	11	0	3	0	3	0	10
JUN	1	11	0	9	1	2	0	2	0	5
JUL	1	5	4	6	0	3	0	3	2	3
AUG	2	4	0	16	0	0	0	2	1	4
SEP	6	9	0	3	1	0	5	12	4	5
OCT	11	14	6	0	1	1	0	6	0	7
NOV	0	0	7	6	5	4	1	7	4	10
DEC	17	15	2	4	0	0	0	4	1	4
JAN	8	16	5	11	1	1	4	7	3	7
FEB	0	0	5	0	0	0	5	7	6	10
MAR	0	33	7	11	15	35	2	5	8	11
APR	0	19	5	6	4	6	4	7	4	3
TOTAL	50	132	41	83	28	55	21	65	33	79
TOTAL ALL	182		124		83		86		112	

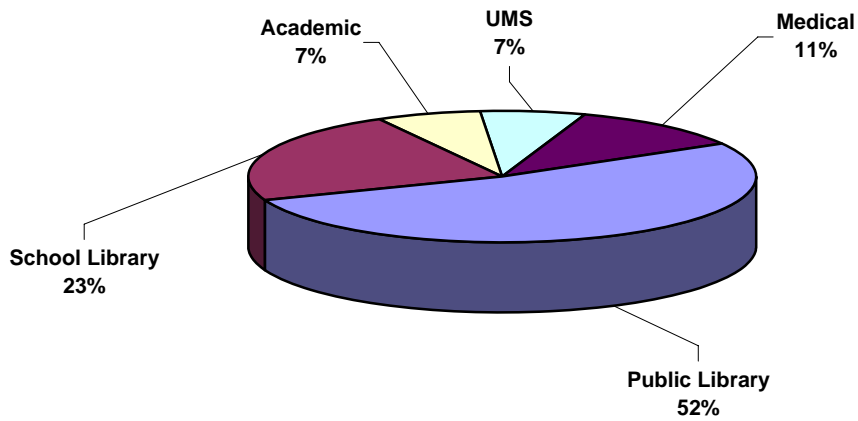




LENDING: Types of Libraries FY2006

	# of Libraries	% of Libraries	# of Items	# of Books	# of Copies
Public Library	32	50.79%	48	46	2
School Library	14	22.22%	28	27	1
Academic	4	6.35%	13	1	12
UMS	4	6.35%	12	2	10
Medical	7	11.11%	9	2	7
Special	2	3.17%	2	1	1
Total	63	96.83%	112	79	33

LENDING: Percentage of Libraries FY2006



LENDING: Annual Comparison of Libraries

	FY2002	FY2003	FY2004	FY2005	FY2006
Public Library	25	25	12	19	32
School Library	15	14	13	10	14
Academic	2	3	9	1	4
Technical	2	0	1	0	0
UMS	8	7	3	6	4
Medical	4	8	3	1	7
Special	2	1	1	0	2
Total	58	58	42	37	63

