

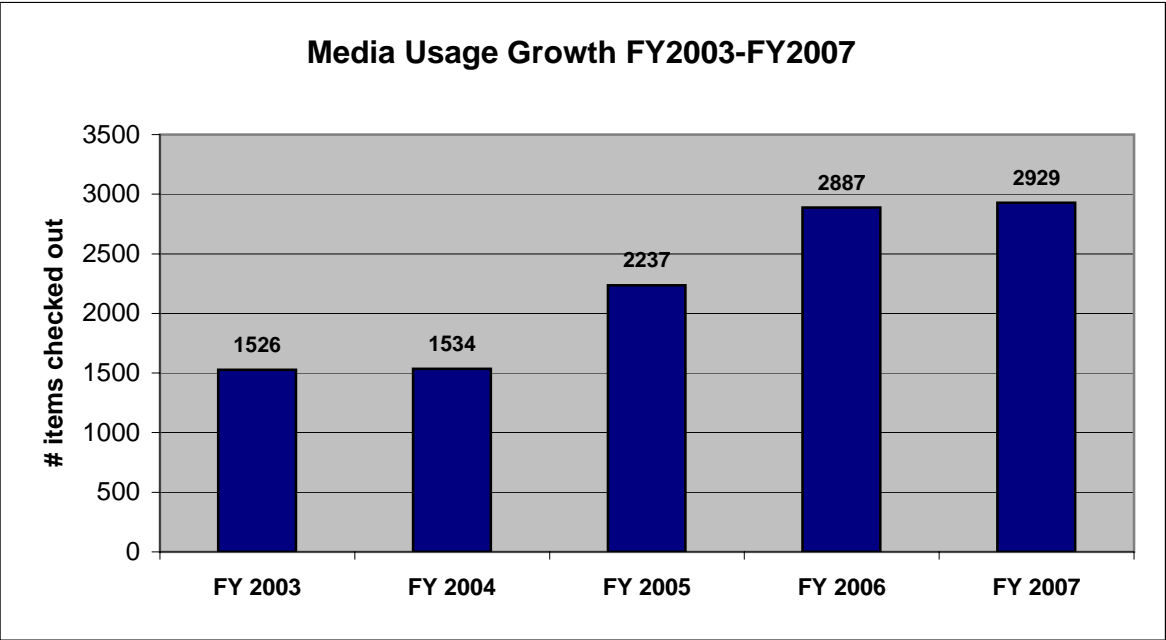
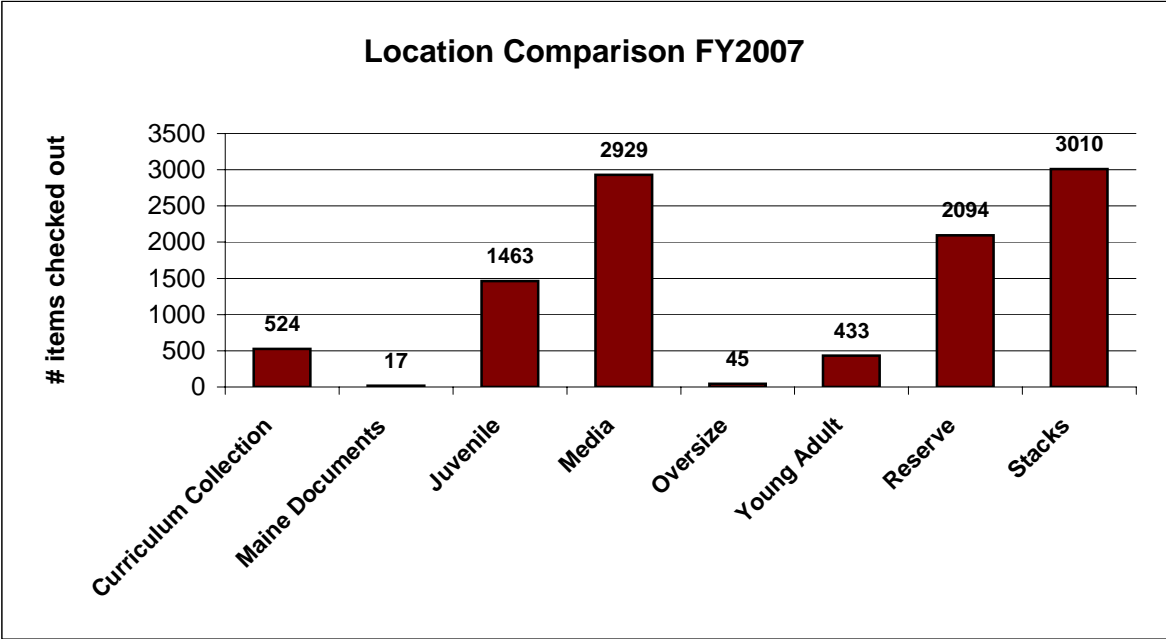
Circulation Checkout Statistics - FY 2007

CHECKOUT STATISTICS BY ITEM TYPES AT FORT KENT

ITEM TYPE	FY 2003	FY 2004	FY 2005	FY 2006	FY2007	% Change
Audiocassette	58	115	2	4	11	175%
Book	3858	3878	4394	3581	3539	-1%
Compact Disk	96	40	115	153	81	-47%
Scores	4	2	5	3	4	33%
Kit				0	3	N/A
Record	1	2	1	2	1	-50%
Serial	1	0	0	0	0	0%
Videocassette	1342	866	868	1123	787	-30%
One Day	N/A	N/A	3	14	48	243%
2 Hour	19	80	43	39	12	-69%
3 Day	5	1	1	3	51	1600%
7 Day	460	536	624	282	528	87%
24 Hours / 1 Day	177	107	115	120	178	48%
14 Day	1436	1241	1138	1347	1456	8%
2 Hour (No Overnight)	640	486	1096	2146	1363	-36%
Gov Doc	48	33	60	29	17	-41%
Newspaper	7	12	26	54	16	-70%
2 Day	24	14	10	11	8	-27%
Software	3	0	0	3	0	-100%
48 Hours	0	7	0	0	0	0%
4 Hour	0	0	0	9	10	11%
4 Hour (No Overnight)				104	403	288%
DVD	13	499	1182	1392	1314	-6%
Audio Book	0	4	59	210	740	252%
Videodisk	0	1	0	0	0	0%
TOTAL	8192	7924	9742	10629	10570	-1%

CHECKOUT STATISTICS BY LOCATION TYPE AT FORT KENT

LOCATION	FY 2003	FY 2004	FY 2005	FY 2006	FY 2007	% Change
k	4	1	0	0	0	0%
Acadian Circulating	24	26	14	1	0	-100%
Curriculum Collection	462	538	627	281	524	86%
Acadian Archives	3	33	0	0	3	N/A
Maine Documents	48	33	60	29	17	-41%
Juvenile	1439	1242	1136	1348	1463	9%
Media	1526	1534	2237	2887	2929	1%
Oversize	92	64	97	62	45	-27%
Pamphlet	4	4	0	0	0	0%
Young Adult	287	310	409	369	433	17%
Reference	29	42	15	12	22	83%
Reserve	873	717	1295	2501	2094	-16%
Special Collections	36	11	10	3	30	900%
Stacks	3362	3367	3838	3136	3010	-4%
Storage	1	0	0	0	0	0%
Periodicals	2	0	0	0	0	0%
Old Model School	0	0	2	0	0	0%
Maps	0	2	2	0	0	0%
TOTAL	8192	7924	9742	10629	10570	-1%



Fort Kent Circulation Transactions by Patron Type

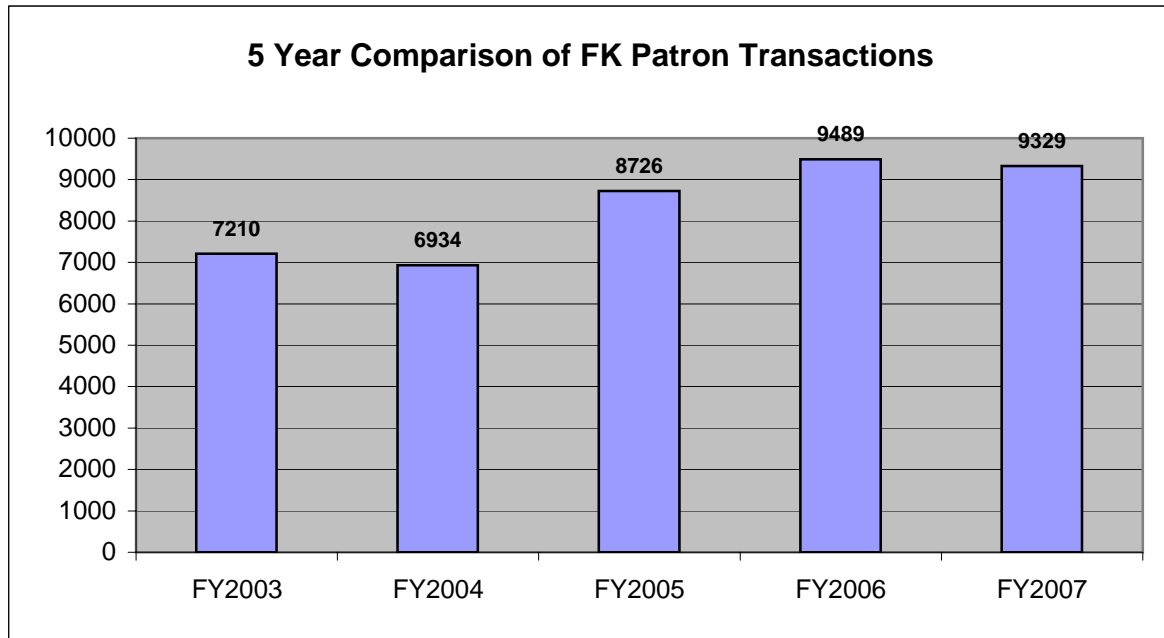
UMS Patron Type (includes FK patrons)

	FY2003		FY2004		FY2005		FY2006		FY2007	
	#Trans	%Total	#Trans	%Total	#Trans	%Total	#Trans	%Total	#Trans	%Total
Freshmen	1001	12.22%	913	11.52%	1241	12.74%	921	8.66%	581	5.50%
Sophomores	454	5.54%	496	6.26%	640	6.57%	677	6.37%	563	5.33%
Juniors	753	9.19%	678	8.56%	1553	15.94%	1531	14.40%	941	8.90%
Seniors	2786	34.01%	2839	35.83%	2884	29.60%	4064	38.24%	3948	37.35%
Masters	68	0.83%	69	0.87%	101	1.04%	85	0.80%	63	0.60%
Doctorals	25	0.31%	25	0.32%	24	0.25%	22	0.21%	25	0.24%
Law	0	0.00%	3	0.04%	2	0.02%	0	0.00%	7	0.07%
Special	21	0.26%	16	0.20%	21	0.22%	12	0.11%	7	0.07%
Other	3084	37.65%	2885	36.41%	3276	33.63%	3317	31.21%	4435	41.96%
Total	8192	100.00%	7924	100.00%	9742	100.00%	10629	100.00%	10570	100.00%

FK Patron Type

	FY2003		FY2004		FY2005		FY2006		FY2007	
	#Trans	%Total	#Trans	%Total	#Trans	%Total	#Trans	%Total	#Trans	%Total
FK Students	4688	65.02%	4683	67.54%	6067	69.53%	6826	71.94%	5665	60.72%
FK Faculty/Staff	1242	17.23%	1096	15.81%	1299	14.89%	1050	11.07%	1814	19.44%
FK Courtesy	1169	16.21%	1074	15.49%	1248	14.30%	1493	15.73%	1728	18.52%
Non FK Patrons	111	1.54%	81	1.17%	112	1.28%	120	1.26%	122	1.31%
Total	7210	100.00%	6934	100.00%	8726	100.00%	9489	100.00%	9329	100.00%

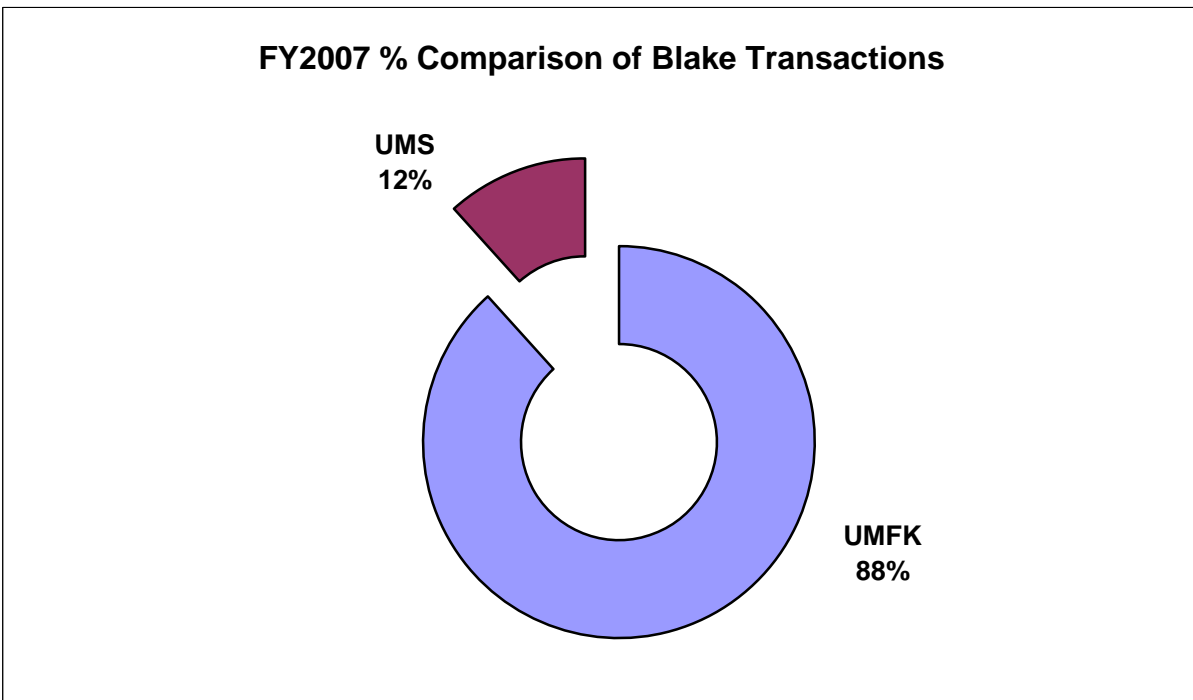
5 Year Comparison of FK Patron Transactions



**A Comparative look at FK Patron Checkout vs. Other UMS Patrons
FY 2007**

LOCATION	ALL UMS	Fort Kent Patrons						UMFK	UMS
	Totals	Faculty	Student	Staff	Courtesy	ILL	Other	Totals	Difference*
k	0								
Acadian Circulating	0	0	0	0	0	0	0	0	0
Curriculum Collection	524	140	353	6	23	2	0	524	0
Acadian Archives	3	0	0	0	0	0	0	0	3
Maine Documents	17	0	8	0	0	1	0	9	8
Juvenile	1463	87	1041	76	250	3	0	1457	6
Media	2929	428	1302	361	732	16	14	2853	76
Oversize	45	4	10	2	11	0	0	27	18
Pamphlet	0	0	0	0	0	0	0	0	0
Young Adult	433	2	179	121	48	17	0	367	66
Reference	22	17	1	4	0	0	0	22	0
Reserve	2094	94	1592	48	344	0	0	2078	16
Special Collections	30	0	0	30	0	0	0	30	0
Stacks	3010	223	1179	171	320	69	0	1962	1048
Storage	0	0	0	0	0	0	0	0	0
Periodicals	0	0	0	0	0	0	0	0	0
Old Model School	0	0	0	0	0	0	0	0	0
Maps	0	0	0	0	0	0	0	0	0
TOTAL	10570	995	5665	819	1728	108	14	9329	1241

*The Difference represents all UMS patrons other than Fort Kent who checked out materials at the different locations.



Fort Kent Circulation Transactions Breakdown: Two Year Comparison - FY2007

FY2007

Material Type

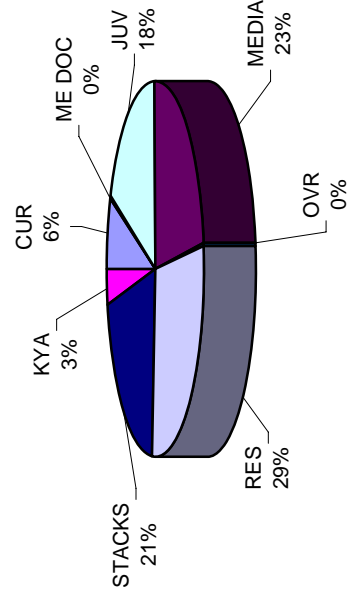
Patron Type	Totals	CUR	ACAD CIRC	ME DOC	JUV	MEDIA	OVR	REF	RES	STACKS	KYA	SP COL	OMS	MAP
FK Faculty	995	140	0	0	87	428	4	17	94	223	2	0	0	0
FK Student	5665	353	0	8	1041	1302	10	1	1592	1179	179	0	0	0
FK Staff	820	6	0	1	76	361	2	4	48	171	121	30	0	0
FK Community	1622	23	0	0	222	732	11	0	289	306	39	0	0	0
FK Public School	106	0	0	0	28	0	0	0	55	14	9	0	0	0
FK ILL	107	2	0	0	3	16	0	0	69	17	17	0	0	0
FK Special	14	0	0	0	14	0	0	0	0	0	0	0	0	0
Total	9329	524	0	9	1457	2853	27	22	2078	1962	367	30	0	0

FY2006

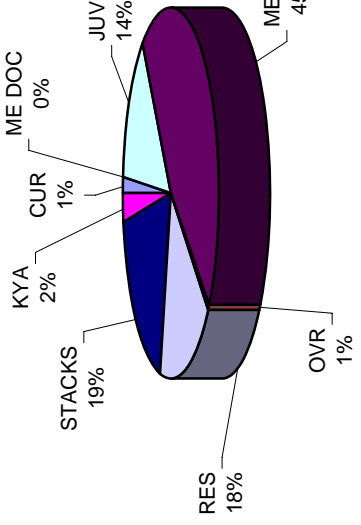
Material Type

Patron Type	Totals	CUR	ACAD CIRC	ME DOC	JUV	MEDIA	OVR	REF	RES	STACKS	KYA	SP COL	OMS	MAP
FK Faculty	665	6	0	0	49	278	3	4	93	218	14	0	0	0
FK Student	6826	203	0	21	1119	1539	29	6	2232	1447	230	0	0	0
FK Staff	385	1	0	1	56	132	1	1	53	107	30	3	0	0
FK Community	1330	65	0	3	86	754	12	1	34	311	64	0	0	0
FK Public School	163	0	0	0	19	52	1	0	70	12	9	0	0	0
FK ILL	99	0	0	0	3	23	1	0	0	67	5	0	0	0
FK Special	21	0	0	0	0	19	0	0	0	2	0	0	0	0
Total	9489	275	0	25	1332	2797	47	12	2482	2164	352	3	0	0

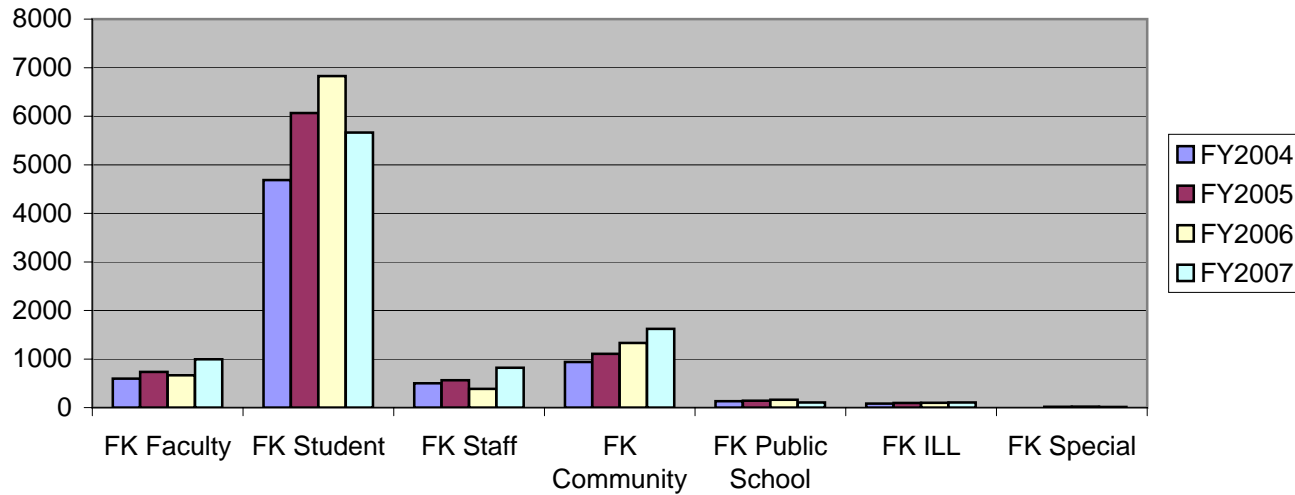
FY2007 FK Student Checkouts



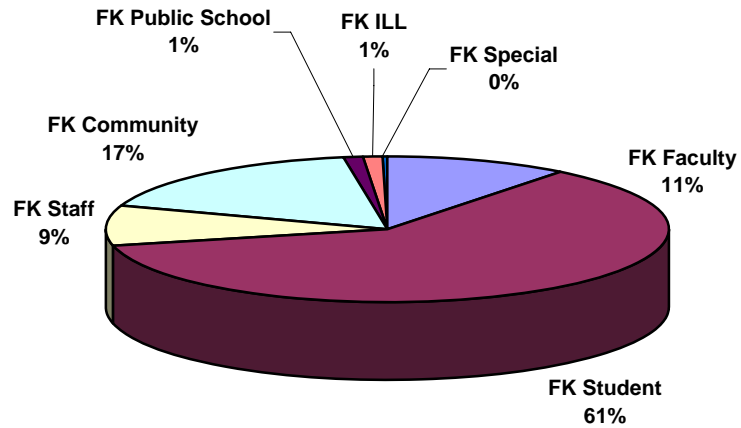
FY2007 FK Community Checkouts



Four Year Comparison of Patron Type Checkouts

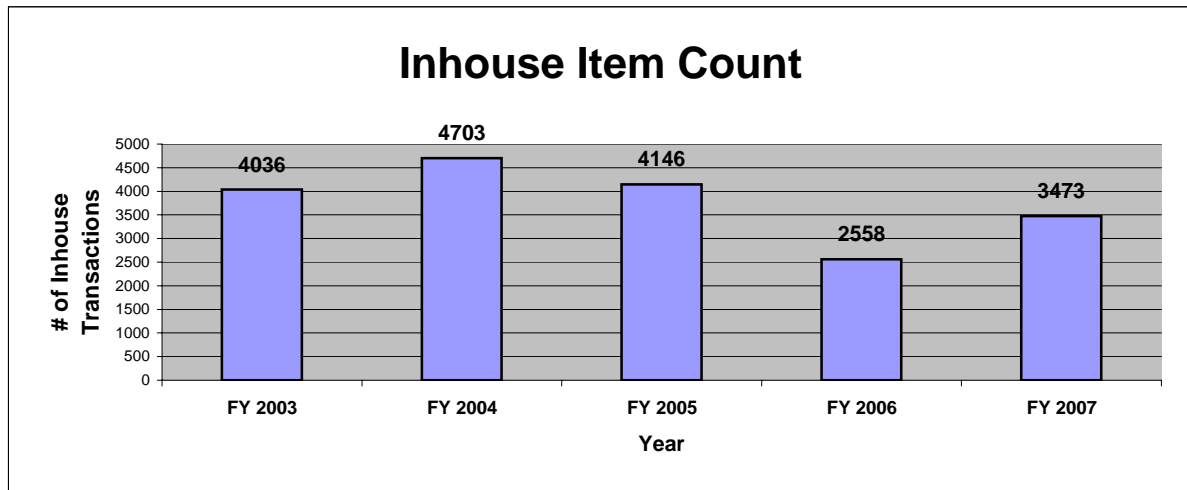


FY2007 FK Patron Checkout Comparison



INHOUSE COUNT STATISTICS BY ITEM TYPE

FK ITEM TYPE	FY 2003	FY 2004	FY 2005	FY 2006	FY 2007	% Change
ACADIAN CIRC.	15	9	11	4	0	-100%
ACADIAN REF.	13	18	1	0	0	0%
CURRICULUM COLL	371	594	666	186	387	108%
ACADIAN ARCHIVES	0	0	0	0	0	0%
MAINE DOC.	30	28	16	18	13	-28%
JUVENILE	1729	1493	1421	1153	1825	58%
MEDIA	39	66	83	54	27	-50%
OVERSIZE	179	153	55	27	24	-11%
PAMPHLET	0	3	0	0	0	0%
YOUNG ADULT	94	169	146	106	120	13%
REFERENCE	527	492	433	164	197	20%
RESERVE	41	27	15	5	15	200%
SPECIAL COLLECTIONS	131	88	105	116	60	-48%
STACKS	867	1563	1194	725	805	11%
TOTALS	4036	4703	4146	2558	3473	36%



TOTAL CIRCULATION TRANSACTIONS BY TERMINAL NUMBER

MAY 2006 - APRIL 2007

TERMINAL #	TOTAL	CHKOUTS	CHKINS	RENEWALS	HOLDS	RECALLS
540	23450	11151	11316	982	1	0
710	0	0	0	0	0	0
715	35	10	22	3	0	0
716	237	0	0	237	0	0
TOTAL	23722	11161	11338	1222	1	0

MAY 2005 - APRIL 2006

TERMINAL #	TOTAL	CHKOUTS	CHKINS	RENEWALS	HOLDS	RECALLS
540	24492	11643	11851	998	0	0
710	0	0	0	0	0	0
715	35	10	22	3	0	0
716	237	0	0	237	0	0
TOTAL	24764	11653	11873	1238	0	0

MAY 2004 - APRIL 2005

TERMINAL #	TOTAL	CHKOUTS	CHKINS	RENEWALS	HOLDS	RECALLS
540	22657	10964	10918	768	6	1
710	6	3	2	1	0	0
715	89	47	12	30	0	0
716	109	0	0	109	0	0
TOTAL	22861	11014	10932	908	6	1

MAY 2003 - APRIL 2004

TERMINAL #	TOTAL	CHKOUTS	CHKINS	RENEWALS	HOLDS	RECALLS
540	18888	9054	8924	905	5	0
710	9	7	1	1	0	0
715	126	80	16	30	0	0
716	48	0	0	48	0	0
TOTAL	19071	9141	8941	984	5	0

MAY 2002 - APRIL 2003

TERMINAL #	TOTAL	CHKOUTS	CHKINS	RENEWALS	HOLDS	RECALLS
540	18639	8953	8821	862	3	0
710	41	0	9	24	8	0
715	161	94	40	25	2	0
716	67	0	0	67	0	0
TOTAL	18908	9047	8870	978	13	0

mcfk = 540 (all fk Millennium Circulation logins)

fkcirc = 710 (all fkcirc character based logins)

fkstaff = 715 (all fkstaff logins)

webfk = 716 (all fk webpac logins) - patrons signing in to their account through URSUS