

ILL REQUESTS BY BLAKE LIBRARY (BORROWING ACTIVITY) FY2008

	STUDENTS		FACULTY / STAFF		OTHER **		TOTAL FILLED	TOTAL CANCELLED	TOTAL UNFILLED	TOTAL REQUESTED	FILL RATE
	COPIES	BOOKS	COPIES	BOOKS	COPIES	BOOKS					
MAY	1	0	2	0	5	2	10	0	0	10	100.0%
JUN	2	0	3	0	2	1	8	0	0	8	100.0%
JUL	0	0	6	0	5	0	11	0	0	11	100.0%
AUG	0	0	9	1	0	1	11	1	1	13	84.6%
SEP	14	0	4	0	1	1	20	1	1	22	90.9%
OCT	29	0	3	0	1	1	34	0	0	34	100.0%
NOV	6	0	5	0	0	0	11	0	1	12	91.7%
DEC	0	0	9	0	0	1	10	0	2	12	83.3%
JAN	0	0	5	0	0	0	5	0	0	5	100.0%
FEB	4	0	0	0	0	0	4	0	0	4	100.0%
MAR	7	1	5	0	0	0	13	0	2	15	86.7%
APR	4	0	9	2	1	0	16	0	1	17	94.1%

TOTAL	68	1	60	3	14	7	153	2	8	163	93.9%
May-08	1	0	6	1	0	1	9	0	1	10	90.0%
Jun-08	4		1			1	6	0	0	6	100.0%
TOTAL	69	1	62	4	8	6	150	2	9	161	93.2%

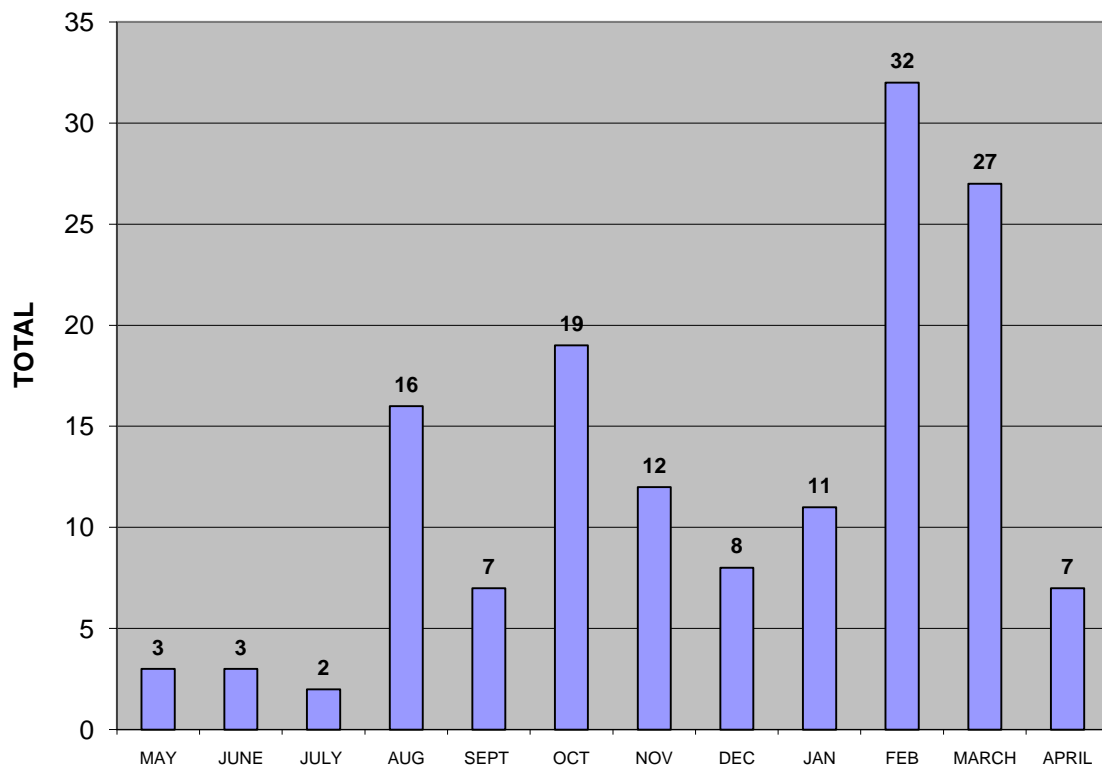
** Includes guest requests and requests that are missing an identified status

BREAKDOWN OF CANCELLED AND UNFILLED ITEMS

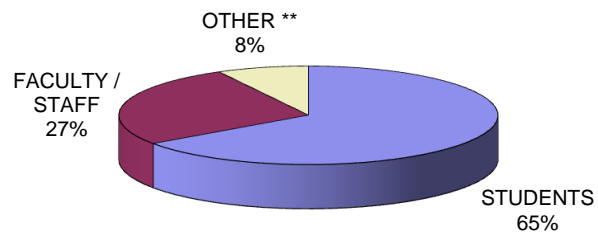
	CANCELLED		UNFILLED		TOTALS
	COPIES	BOOKS	COPIES	BOOKS	
MAY	0	0	0	0	0
JUN	0	0	0	0	0
JUL	0	0	0	0	0
AUG	0	1	0	1	2
SEP	1	0	1	0	2
OCT	0	0	0	0	0
NOV	0	0	0	1	1
DEC	1	0	0	1	2
JAN	0	0	0	0	0
FEB	0	0	0	0	0
MAR	0	0	2	0	2
APR	0	1	0	0	1

TOTAL	2	2	3	3	10
May-08	0	1	0	1	1
Jun-08	0	0	0	0	0
TOTAL	2	3	3	4	11

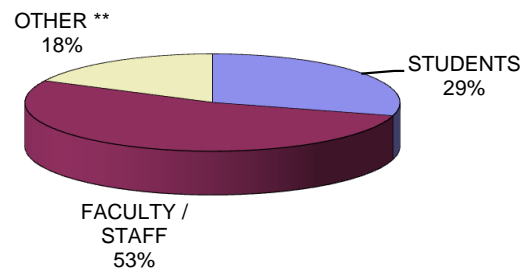
ILL BORROWING ACTIVITY
TOTAL REQUESTED ITEMS



**ILL Borrowing Activity by Patron
PHOTOCOPIES**

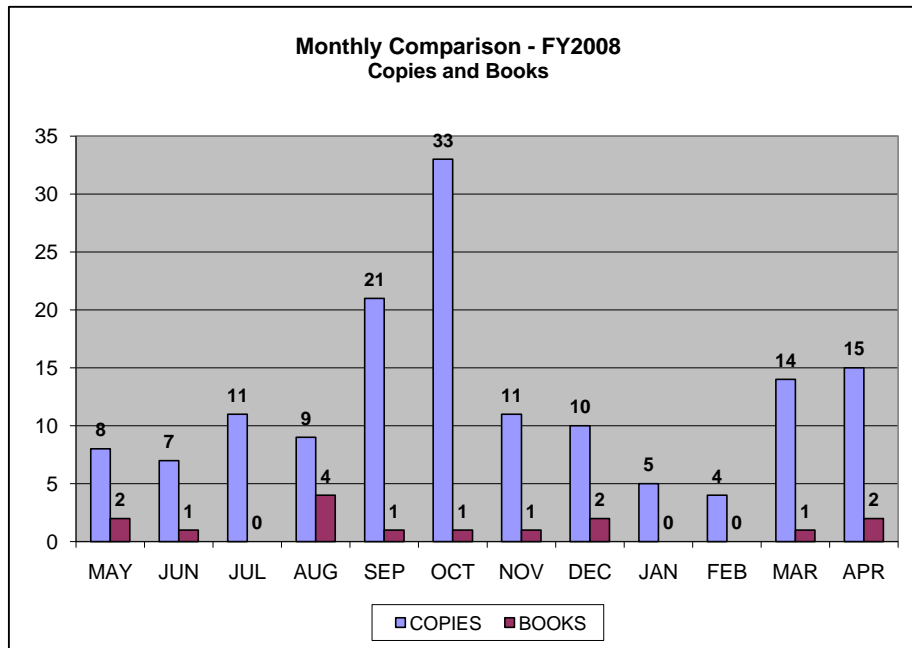


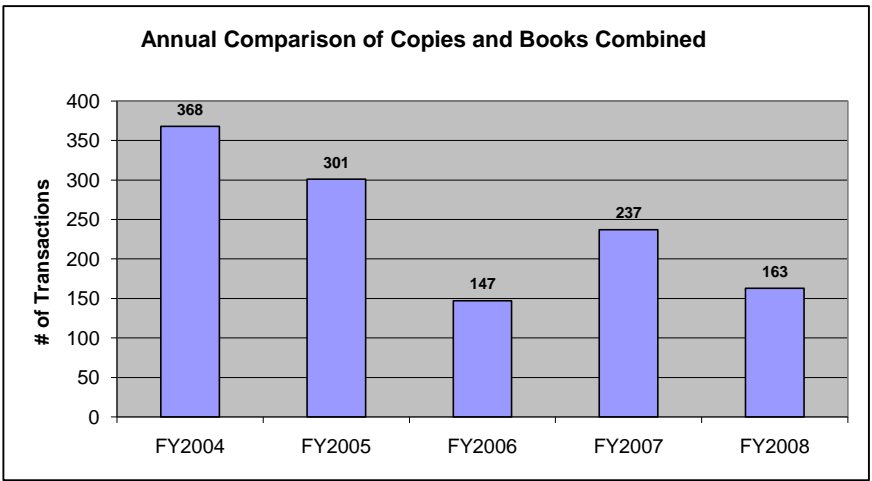
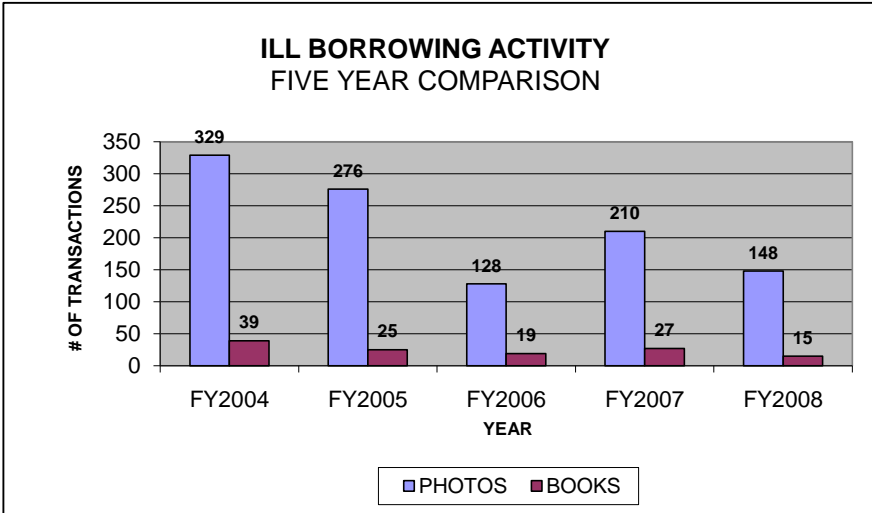
**ILL Borrowing Activity by Patron
BOOKS**



Annual Comparison of Interlibrary Loan Borrowing Activity
(total requests)

												FY2008A	
												July 07 - June 08	
	FY2004		FY2005		FY2006		FY2007		FY2008			COPIES	BOOKS
	COPIES	BOOKS	COPIES	BOOKS	COPIES	BOOKS	COPIES	BOOKS	COPIES	BOOKS		COPIES	BOOKS
MAY	24	4	16	0	1	2	23	0	8	2	JUL	11	0
JUN	11	0	28	1	3	0	20	3	7	1	AUG	9	4
JUL	2	1	36	0	2	0	5	8	11	0	SEP	21	1
AUG	12	5	6	0	10	6	5	2	9	4	OCT	33	1
SEP	21	3	20	3	7	0	10	3	21	1	NOV	11	1
OCT	34	6	44	4	18	1	17	0	33	1	DEC	10	2
NOV	42	0	28	7	10	2	21	3	11	1	JAN	5	0
DEC	11	3	11	1	6	2	5	0	10	2	FEB	4	0
JAN	0	4	13	1	10	1	24	1	5	0	MAR	14	1
FEB	22	0	25	2	32	0	28	0	4	0	APR	15	2
MAR	102	9	43	5	25	2	34	3	14	1	MAY	7	3
APR	48	4	6	1	4	3	18	4	15	2	JUNE	5	1
TOTAL	329	39	276	25	128	19	210	27	148	15		145	16
TOTAL ALL	368		301		147		237		163			161	





LIBRARIES BLAKE BORROWED FROM - FY2008A

(Jul 07 - June 08) by Library Type

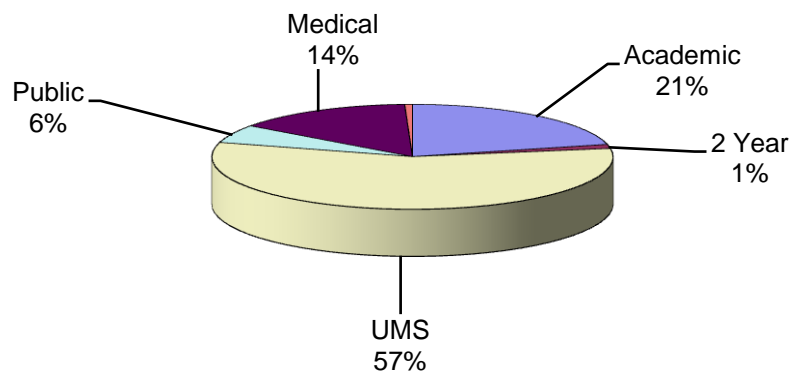
(Total requests although some were unfilled)

	# of Requests	# of Libraries	% of Requests	% of Libraries
Academic	34	13	21.25%	38.24%
2 Year	2	2	1.25%	5.88%
UMS	91	8	56.88%	23.53%
Public	9	4	5.63%	11.76%
Medical	23	6	14.38%	17.65%
Special	1	1	0.63%	2.94%
TOTAL	160	34	100.00%	100.00%

LIBRARIES BLAKE BORROWED FROM - FY2008

	# of Requests	# of Libraries	% of Requests	% of Libraries
Academic	34	13	21.12%	37.14%
2 Year	3	3	1.86%	8.57%
UMS	93	8	57.76%	22.86%
Public	7	4	4.35%	11.43%
Medical	23	6	14.29%	17.14%
Special	1	1	0.62%	2.86%
TOTAL	161	35	100.00%	100.00%

Libraries Blake Borrowed From



PERIODICALS BLAKE BORROWED 2007/2008A
(July 07 - June 08)

SUBJECT	# PERIODICALS	# ARTICLES	% PERIODICALS	% ARTICLES
EDUCATION	16	17	15.24%	12.06%
HUMANITIES	4	4	3.81%	2.84%
MATH/SCIENCE	19	26	18.10%	18.44%
BUSINESS	1	2	0.95%	1.42%
NURSING	49	74	46.67%	52.48%
SOCIAL SCIENCE	16	18	15.24%	12.77%
TOTAL	105	141	100.00%	100.00%

The article total represents the total number articles filled, but does not include microfilm/fiche

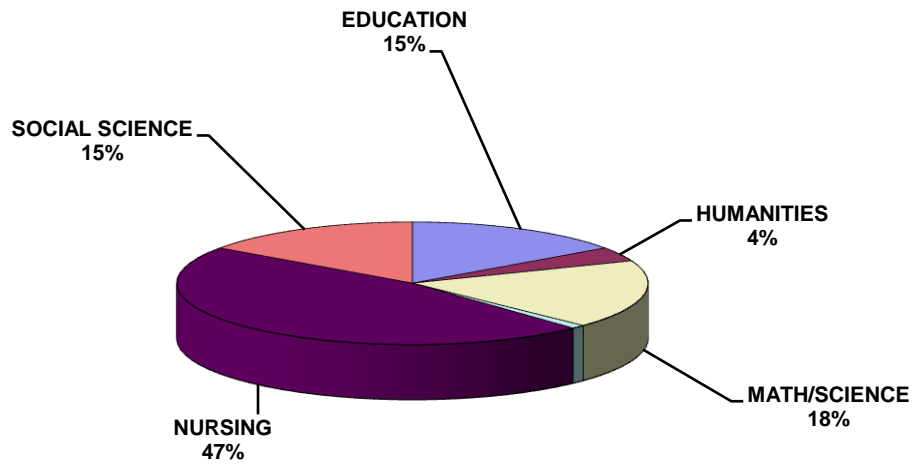
PERIODICALS BLAKE BORROWED 2007/2008

SUBJECT	# PERIODICALS	# ARTICLES	% PERIODICALS	% ARTICLES
EDUCATION	15	16	13.89%	11.27%
HUMANITIES	5	5	4.63%	3.52%
MATH/SCIENCE	19	25	17.59%	17.61%
BUSINESS	1	2	0.93%	1.41%
NURSING	52	76	48.15%	53.52%
SOCIAL SCIENCE	16	18	14.81%	12.68%
TOTAL	108	142	100.00%	100.00%

The article total represents the total number articles filled, but does not include microfilm/fiche

FY2008A represents the fiscal year we changed to which ranges from July 1, 2007 to June 30, 2008

PERIODICALS by Subject



ARTICLES by Subject

