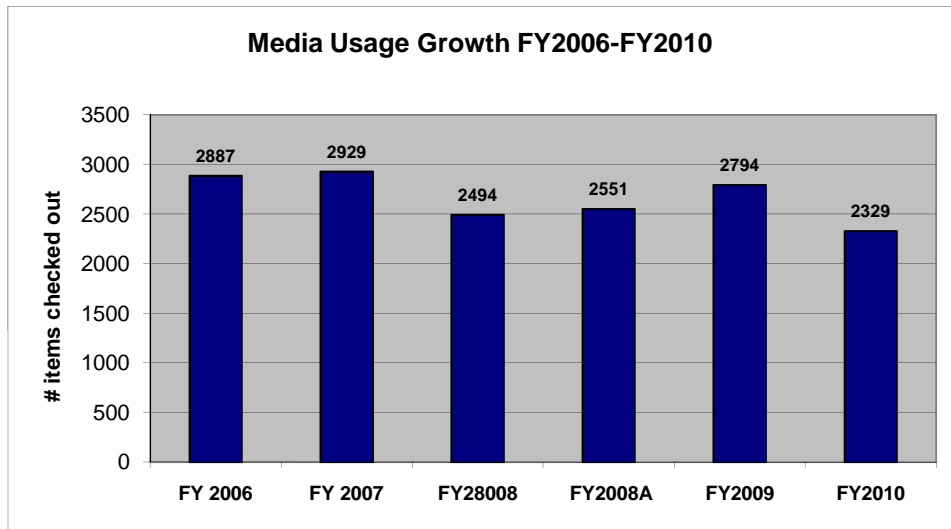
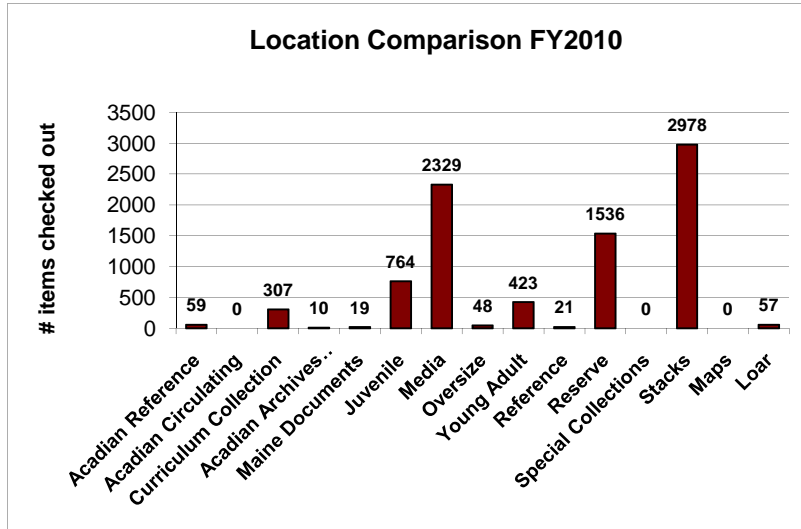


**Appendix B**  
**Circulation Checkout Statistics - FY 2010**  
**CHECKOUT STATISTICS BY ITEM TYPES AT FORT KENT**

ITEM TYPE	FY 2006	FY2007	FY2008	FY2008A	FY2009	FY2010	% Change
AUDIOCASSETTE	4	11	0	0	1	1	N/A
BOOK	3581	3539	3912	3994	3679	3567	-3%
COMPACT DISK	153	81	51	83	63	65	3%
SCORES	3	4	0	0	4	1	-75%
KIT	0	3	4	4	0	2	N/A
RECORD	2	1	0	0	0	0	N/A
SERIAL	0	0	4	4	1	0	-100%
VIDEOCASSETTE	1123	787	577	554	169	95	-44%
ONE DAY	14	48	82	90	50	25	-50%
2 HOUR	39	12	19	18	6	1	-83%
3 DAY	3	51	0	0	0	0	N/A
7 DAY	282	528	308	279	287	339	18%
24 HOURS / 1 DAY	120	178	108	99	66	116	76%
14 DAY	1347	1456	1181	1187	1001	768	-23%
2 HOUR (NO OVERNIGHT)	2146	1363	1268	1363	1140	1191	4%
GOV DOC	29	17	20	20	9	19	111%
NEWSPAPER	54	16	14	11	1	9	800%
2 DAY	11	8	1	1	3	0	-100%
SOFTWARE	0	0	15	15	2	4	100%
48 HOURS	0	0	0	0	0	0	N/A
4 HOUR	9	10	0	0	0	0	N/A
4 HOUR (NO OVERNIGHT)	104	403	197	213	190	153	-19%
DVD	1392	1314	1629	1624	1910	1649	-14%
AUDIO BOOK	210	740	211	209	84	121	44%
VIDEODISK	0	0	0	0	0	0	N/A
REQUESTABEL VIDEO**	0	0	25	84	623	423	-32%
REALIA	0	0	1	1	3	0	-100%
GAME	0	0	2	2	2	1	-50%
MAP	0	0	0	0	0	1	N/A
<b>TOTAL</b>	<b>10626</b>	<b>10570</b>	<b>9629</b>	<b>9855</b>	<b>9294</b>	<b>8551</b>	<b>-8%</b>

**CHECKOUT STATISTICS BY LOCATION TYPE AT FORT KENT**

LOCATION	FY 2006	FY 2007	FY28008	7/07-6/08	FY2009	FY2010	% Change
				FY2008A			
Acadian Reference	0	0	0	0	7	59	743%
Acadian Circulating	1	0	0	0	0	0	N/A
Curriculum Collection	281	524	305	276	273	307	12%
Acadian Archives Media	0	3	0	0	9	10	11%
Maine Documents	29	17	20	20	9	19	111%
Juvenile	1348	1463	1184	1190	1016	764	-25%
Media	2887	2929	2494	2551	2794	2329	-17%
Oversize	62	45	59	59	47	48	2%
Young Adult	369	433	483	476	363	423	17%
Reference	12	22	21	23	19	21	11%
Reserve	2501	2094	1682	1789	1448	1536	6%
Special Collections	3	30	9	10	30	0	-100%
Stacks	3136	3010	3350	3418	3188	2978	-7%
Maps	0	0	0	0	0	0	N/A
Loar	0	0	20	42	91	57	-37%
<b>TOTAL</b>	<b>10629</b>	<b>10570</b>	<b>9627</b>	<b>9854</b>	<b>9294</b>	<b>8551</b>	<b>-8%</b>



### Fort Kent Circulation Transactions Breakdown: Two Year Comparison

**FY2010**

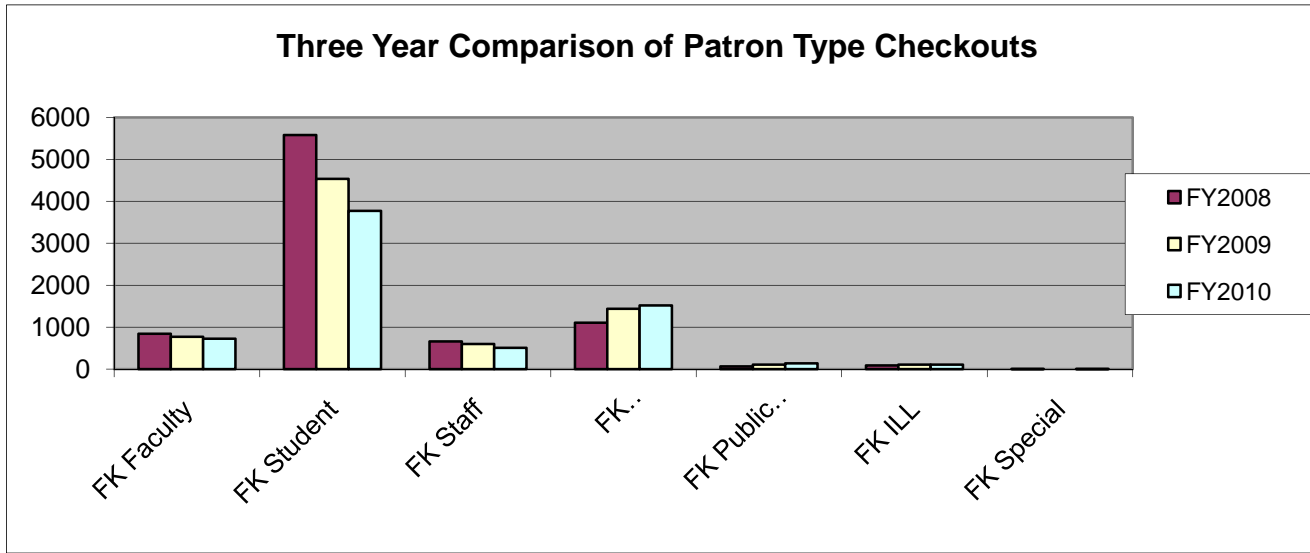
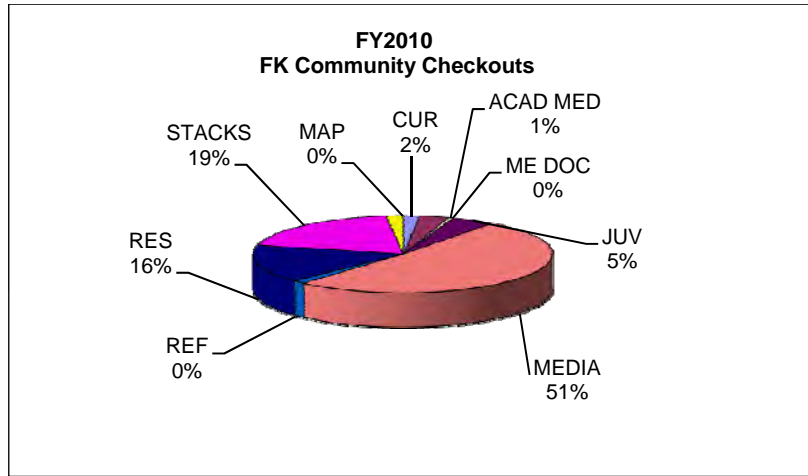
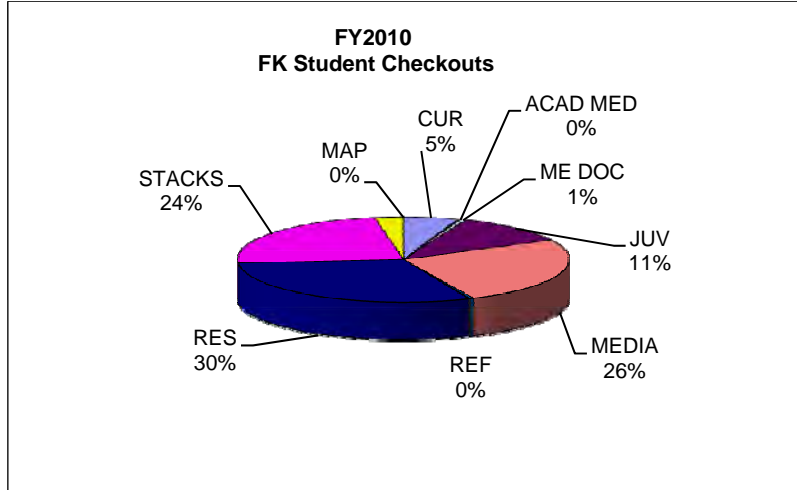
**Material Type**

Patron Type	Totals	Material Type														
		CUR	ACAD CIRC	ACAD MED	ME DOC	JUV	MEDIA	OVR	REF	RES	STACKS	KYA	SP COL	OMS	MAP	LOAR
FK Faculty	726	61	2	0	0	203	239	0	13	81	85	19	0	0	0	23
FK Student	3772	201	9	2	18	429	959	12	6	1126	889	104	0	0	0	17
FK Staff	507	2	1	1	0	20	232	2	1	71	106	67	0	0	0	4
FK Community	1518	27	47	7	0	71	772	20	1	242	291	27	0	0	0	13
FK Public School	139	16	0	0	0	23	10	0	0	1	17	72	0	0	0	0
FK ILL	106	0	0	0	0	4	7	0	0	0	83	12	0	0	0	0
FK Special	5	0	0	0	0	0	3	0	0	0	2	0	0	0	0	0
<b>Total</b>	<b>6773</b>	<b>307</b>	<b>59</b>	<b>10</b>	<b>18</b>	<b>750</b>	<b>2222</b>	<b>34</b>	<b>21</b>	<b>1521</b>	<b>1473</b>	<b>301</b>	<b>0</b>	<b>0</b>	<b>0</b>	<b>57</b>

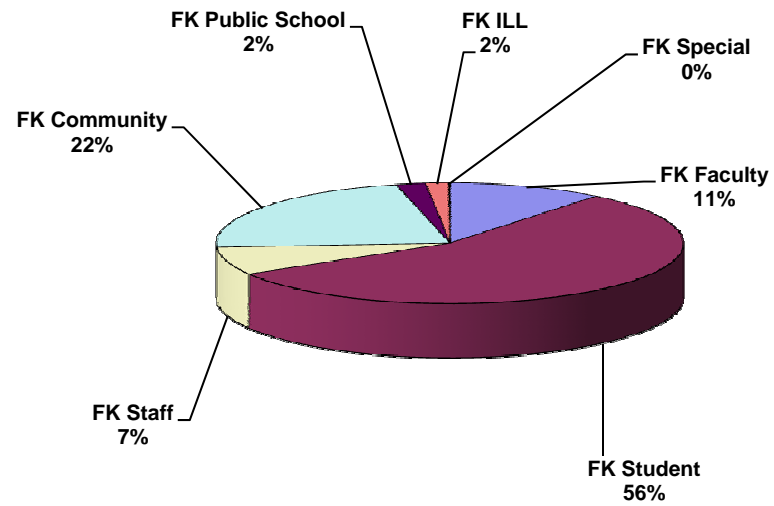
**FY2009**

**Material Type**

Patron Type	Totals	Material Type														
		CUR	ACAD CIRC	ACAD MED	ME DOC	JUV	MEDIA	OVR	REF	RES	STACKS	KYA	SP COL	OMS	MAP	LOAR
FK Faculty	771	102	0	0	0	83	351	1	12	78	99	6	0	0	0	39
FK Student	4533	109	0	0	0	829	1261	19	1	1088	1067	119	4	0	0	36
FK Staff	598	14	0	0	0	37	256	11	1	54	111	73	26	0	0	15
FK Community	1438	46	0	0	0	41	806	0	0	225	283	36	0	0	0	1
FK Public School	107	0	0	0	0	10	15	0	0	3	13	66	0	0	0	0
FK ILL	108	1	0	0	0	5	10	0	4	0	85	3	0	0	0	0
FK Special	0	0	0	0	0	0	0	0	0	0	0	0	0	0	0	0
<b>Total</b>	<b>7555</b>	<b>272</b>	<b>0</b>	<b>0</b>	<b>0</b>	<b>1005</b>	<b>2699</b>	<b>31</b>	<b>18</b>	<b>1448</b>	<b>1658</b>	<b>303</b>	<b>30</b>	<b>0</b>	<b>0</b>	<b>91</b>



### FY2010 FK Patron Checkout Comparison



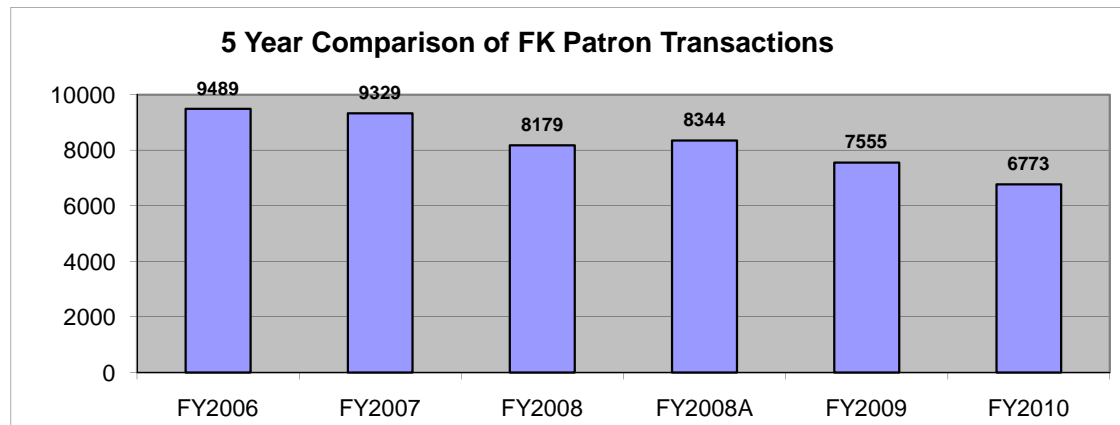
## Fort Kent Circulation Transactions by Patron Type

### UMS Patron Type (includes FK patrons)

	FY2006		FY2007		FY2008		FY2008A		FY2009		FY2010	
	#Trans	%Total	#Trans	%Total	#Trans	%Total	#Trans	%Total	#Trans	%Total	#Trans	%Total
<b>Freshmen</b>	921	8.66%	581	5.50%	669	6.95%	655	6.65%	1074	11.56%	729	8.53%
<b>Sophmores</b>	677	6.37%	563	5.33%	703	7.30%	723	7.34%	578	6%	748	9%
<b>Juniors</b>	1531	14.40%	941	8.90%	1084	11.26%	1119	11.35%	926	10%	821	10%
<b>Seniors</b>	4064	38.24%	3948	37.35%	3386	35.16%	3437	34.88%	2401	26%	1930	23%
<b>Masters</b>	85	0.80%	63	0.60%	76	0.79%	79	0.80%	90	1%	77	1%
<b>Doctorals</b>	22	0.21%	25	0.24%	23	0.24%	23	0.23%	8	0%	6	0%
<b>Law</b>	0	0.00%	7	0.07%	8	0.08%	9	0.09%	4	0%	3	0%
<b>Special</b>	12	0.11%	7	0.07%	13	0.14%	14	0.14%	7	0%	1	0%
<b>Other</b>	3317	31.21%	4435	41.96%	3667	38.08%	3796	38.52%	4206	45%	4236	50%
<b>Total</b>	<b>10629</b>	<b>100.00%</b>	<b>10570</b>	<b>100.00%</b>	<b>9629</b>	<b>100.00%</b>	<b>9855</b>	<b>100.00%</b>	<b>9294</b>	<b>100.00%</b>	<b>8551</b>	<b>100.00%</b>

### FK Patron Type

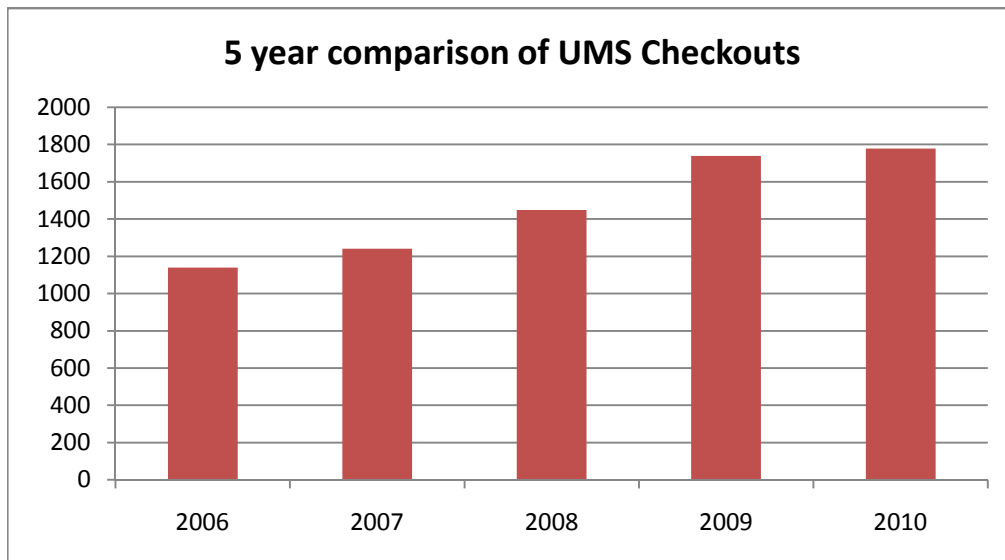
	FY2006		FY2007		FY2008		FY2008A		FY2009		FY2010	
	#Trans	%Total	#Trans	%Total	#Trans	%Total	#Trans	%Total	#Trans	%Total	#Trans	%Total
<b>FK Students</b>	6826	71.94%	5665	60.72%	5493	67.16%	5580	66.87%	4533	60.00%	3772	55.69%
<b>FK Faculty/Staff</b>	1050	11.07%	1814	19.44%	1515	18.52%	1504	18.02%	1369	18.12%	1233	18.20%
<b>FK Courtesy</b>	1493	15.73%	1728	18.52%	1089	13.31%	1173	14.06%	1545	20.45%	1657	24.46%
<b>Non FK Patrons</b>	120	1.26%	122	1.31%	82	1.00%	87	1.04%	108	1.43%	111	1.64%
<b>Total</b>	<b>9489</b>	<b>100.00%</b>	<b>9329</b>	<b>100.00%</b>	<b>8179</b>	<b>100.00%</b>	<b>8344</b>	<b>100.00%</b>	<b>7555</b>	<b>100.00%</b>	<b>6773</b>	<b>100.00%</b>



**University of Maine System Checkouts from Blake Library  
FY2010**

<b>LOCATION</b>	<b>2006</b>	<b>2007</b>	<b>2008</b>	<b>2009</b>	<b>2010</b>
Acadian Reference**	N/A	3	0	7	0
Acadian Circulating	1	0	0	0	0
Curriculum Collection	6	0	0	1	0
Acadian Archives Media	N/A	N/A	0	9	0
Maine Documents	4	8	7	9	1
Juvenile	16	6	5	11	14
Media	90	76	12	95	107
Oversize	15	18	19	16	14
Young Adult	17	66	88	60	122
Reference	0	0	0	1	0
Reserve	19	16	7	0	15
Special Collections	0	0	0	0	0
Stacks	972	1048	1311	1530	1505
Maps	0	0	0	0	0
Loar	N/A	N/A	0	0	0
<b>TOTAL</b>	<b>1140</b>	<b>1241</b>	<b>1449</b>	<b>1739</b>	<b>1778</b>

\*\*2007 figure is 3 for Acadian Archives. Chose to put in Acadian Reference.

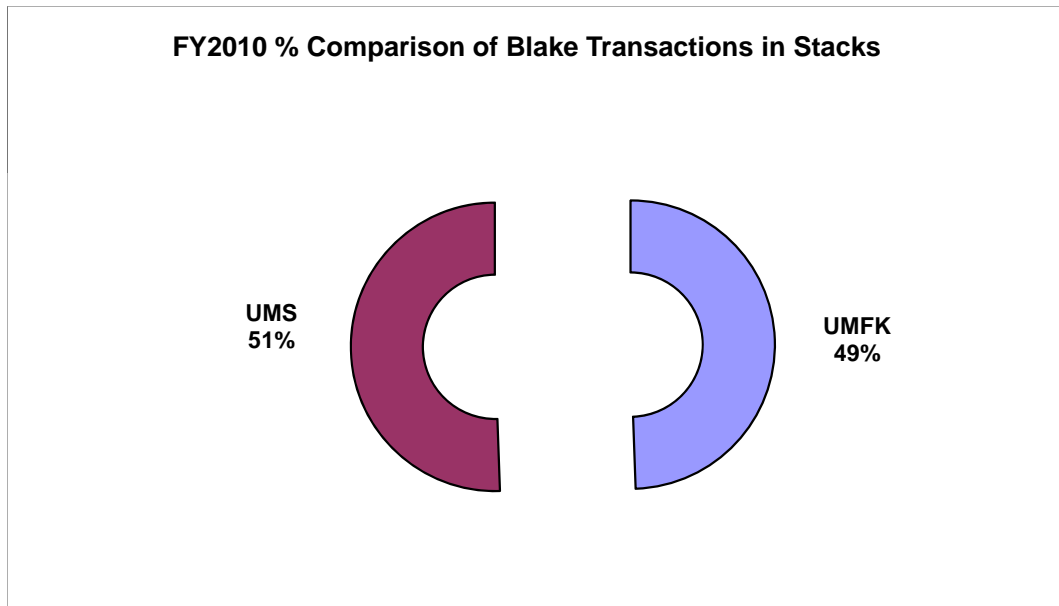


**A Comparative look at FK Patron Checkout vs. Other UMS Patrons  
FY 2010**

LOCATION	ALL UMS Totals	Fort Kent Patrons						UMFK Totals	UMS Difference*
		Faculty	Student	Staff	Courtesy	ILL	Other		
Acadian Reference**	0	0	0	0	0	0	0	0	0
Acadian Circulating	59	2	9	1	47	0	0	59	0
Curriculum Collection	307	61	201	2	43	0	0	307	0
Acadian Archives Media**	10	0	2	1	7	0	0	10	0
Maine Documents	19	0	18	0	0	0	0	18	1
Juvenile	764	203	429	20	94	4	0	750	14
Media	2329	239	959	232	782	7	3	2222	107
Oversize	48	0	12	2	20	0	0	34	14
Young Adult	423	19	104	67	99	12	0	301	122
Reference	21	13	6	1	1	0	0	21	0
Reserve	1536	81	1126	71	243	0	0	1521	15
Special Collections	0	0	0	0	0	0	0	0	0
Stacks	2978	85	889	106	308	83	2	1473	1505
Maps	0	0	0	0	0	0	0	0	0
Loar	57	23	17	4	13	0	0	57	0
<b>TOTAL</b>	<b>8551</b>	<b>726</b>	<b>3772</b>	<b>507</b>	<b>1657</b>	<b>106</b>	<b>5</b>	<b>6773</b>	<b>1778</b>

\*The Difference represents all UMS patrons other than Fort Kent who checked out materials at the different locations.

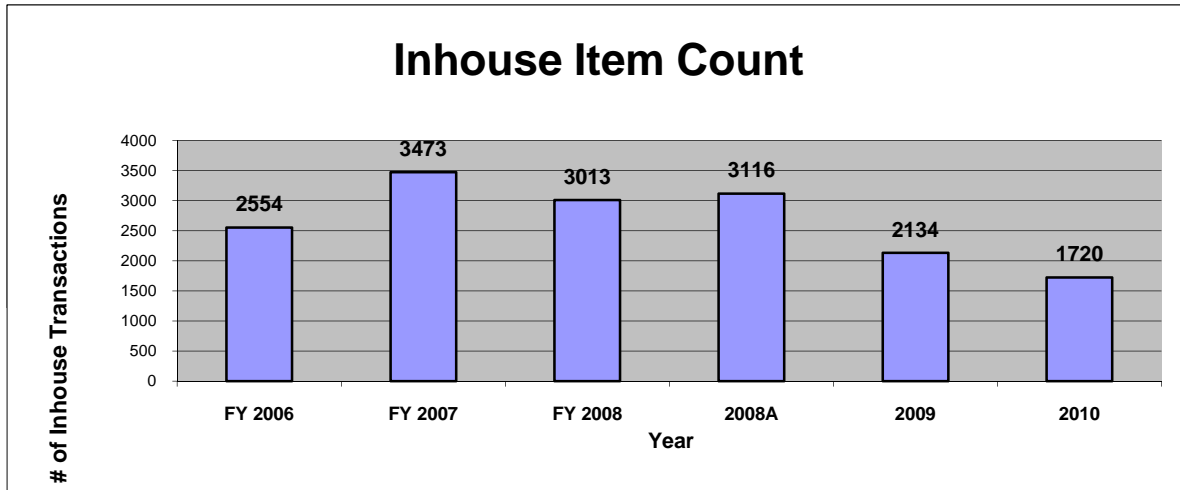
\*\*newly designated location





## INHOUSE COUNT STATISTICS BY ITEM LOCATION

FK ITEM LOCATION	FY 2006	FY 2007	FY 2008	2008A	2009	2010	% Change
CURRICULUM COLL	186	387	351	396	209	178	-15%
MAINE DOC.	18	13	11	10	10	7	-30%
JUVENILE	1153	1825	1592	1650	1166	776	-33%
MEDIA	54	27	22	27	34	45	32%
OVERSIZE	27	24	22	18	12	25	108%
YOUNG ADULT	106	120	118	122	153	105	-31%
REFERENCE	164	197	137	118	40	70	75%
RESERVE	5	15	12	13	9	3	-67%
SPECIAL COLLECTIONS	116	60	45	35	11	39	255%
STACKS	725	805	683	725	487	458	-6%
LOAR			20	2	3	14	367%
<b>TOTAL</b>	<b>2554</b>	<b>3473</b>	<b>3013</b>	<b>3116</b>	<b>2134</b>	<b>1720</b>	<b>-19%</b>



**TOTAL CIRCULATION TRANSACTIONS BY TERMINAL NUMBER**

**JULY 2009- JUNE 2010**

TERMINAL #	TOTAL	CHKOUTS	CHKINS	RENEWALS	HOLDS	RECALLS
540	17450	8446	8498	502	4	0
710	0	0	0	0	0	0
715	0	0	0	0	0	0
716	0	0	0	0	0	0
<b>TOTAL</b>	<b>17450</b>	<b>8446</b>	<b>8498</b>	<b>502</b>	<b>4</b>	<b>0</b>

**JULY 2008 - JUNE 2009**

TERMINAL #	TOTAL	CHKOUTS	CHKINS	RENEWALS	HOLDS	RECALLS
540	19627	9433	9513	677	4	0
710	0	0	0	0	0	0
715	0	0	0	0	0	0
716	152	0	0	152	0	0
<b>TOTAL</b>	<b>19779</b>	<b>9433</b>	<b>9513</b>	<b>829</b>	<b>4</b>	<b>0</b>

**JULY 2007 - JUNE 2008A**

TERMINAL #	TOTAL	CHKOUTS	CHKINS	RENEWALS	HOLDS	RECALLS
540	21757	10521	10607	626	2	1
710	0	0	0	0	0	0
715	0	0	0	0	0	0
716	0	0	0	453	0	0
<b>TOTAL</b>	<b>22210</b>	<b>10521</b>	<b>10607</b>	<b>1079</b>	<b>2</b>	<b>1</b>

**MAY 2007 - APRIL 2008**

TERMINAL #	TOTAL	CHKOUTS	CHKINS	RENEWALS	HOLDS	RECALLS
540	21522	10359	10526	635	1	1
710	0	0	0	0	0	0
715	0	0	0	0	0	0
716	0	0	0	434	0	0
<b>TOTAL</b>	<b>21956</b>	<b>10359</b>	<b>10526</b>	<b>1069</b>	<b>1</b>	<b>1</b>

**MAY 2006 - APRIL 2007**

TERMINAL #	TOTAL	CHKOUTS	CHKINS	RENEWALS	HOLDS	RECALLS
540	23450	11151	11316	982	1	0
710	0	0	0	0	0	0
715	35	10	22	3	0	0
716	237	0	0	237	0	0
<b>TOTAL</b>	<b>23722</b>	<b>11161</b>	<b>11338</b>	<b>1222</b>	<b>1</b>	<b>0</b>

**MAY 2005 - APRIL 2006**

TERMINAL #	TOTAL	CHKOUTS	CHKINS	RENEWALS	HOLDS	RECALLS
540	24492	11643	11851	998	0	0
710	0	0	0	0	0	0
715	51	13	18	20	0	0
716	109	0	0	57	0	0
<b>TOTAL</b>	<b>24652</b>	<b>11656</b>	<b>11869</b>	<b>1075</b>	<b>0</b>	<b>0</b>

mcfk = 540 (all fk Millennium Circulation logins)

fkcirc = 710 (all fkcirc character based logins)

fkstaff = 715 (all fkstaff logins)

webfk = 716 (all fk webpac logins) - patrons signing in to their account through URSUS