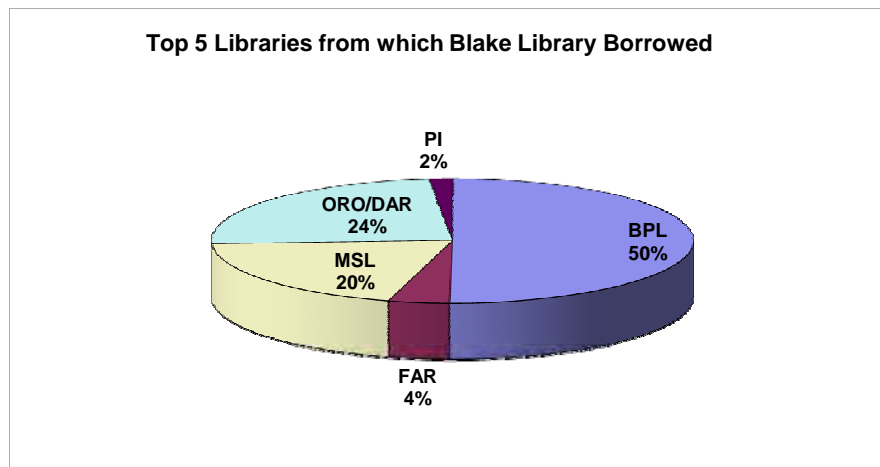
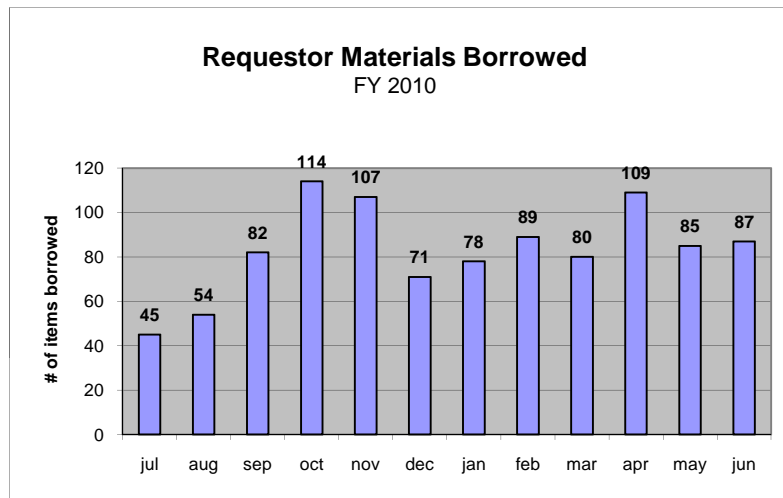


Requestor Materials Borrowed by Blake Library Patrons - FY2010

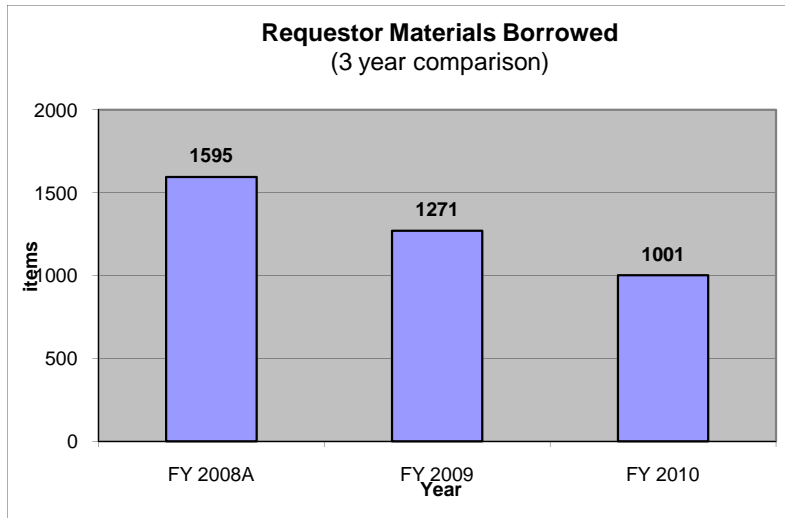
Location	jul	aug	sep	oct	nov	dec	jan	feb	mar	apr	may	jun	Total	%of Total
AUG	1	2	1	4	2	3	2	1	3	4	9	4	36	3.60%
BCL	0	1	2	6	3	1	0	0	5	3	1	2	24	2.40%
BPL	23	18	33	32	38	34	28	25	21	38	29	27	346	34.57%
FAR	2	1	2	5	4	2	0	1	1	5	1	4	28	2.80%
FK	2	1	4	6	4	0	2	1	0	2	0	10	32	3.20%
LAW	0	0	0	0	0	0	0	0	0	0	0	0	0	0.00%
LEG	1	0	0	0	0	0	0	1	0	0	0	1	3	0.30%
MAC	0	0	3	0	5	3	1	0	2	2	3	1	20	2.00%
MSL	4	11	12	13	17	8	9	12	10	16	9	16	137	13.69%
ORO/DAR	5	10	15	18	20	12	16	19	16	16	14	6	167	16.68%
PI	0	0	1	2	0	1	1	1	0	2	2	1	11	1.10%
USM: GOR	1	3	0	5	5	1	2	1	3	1	3	0	25	2.50%
LEW	0	0	1	3	0	0	1	3	2	0	3	1	14	1.40%
POR	3	2	3	9	1	0	6	3	5	4	5	7	48	4.80%
no location	0	0	0	0	0	0	0	0	0	0	0	0	0	0.00%
TITLE LEVEL*	3	5	5	11	8	6	10	21	12	16	6	7	110	10.99%
TOTAL	45	54	82	114	107	71	78	89	80	109	85	87	1001	100.00%

* temporarily used



**Requestor Materials Borrowed by Blake Library
5 Year Comparison**

MONTH	FY 2006	FY 2007	FY 2008	MONTH	FY 2008A	FY 2009	FY 2010
MAY	102	105	104	JUL	68	89	45
JUNE	85	80	63	AUG	38	66	54
JULY	89	102	68	SEP	105	132	82
AUGUST	101	106	38	OCT	198	129	114
SEPTEMBER*	123	95	105	NOV	459	155	107
OCTOBER	211	110	198	DEC	80	72	71
NOVEMBER	354	130	459	JAN	98	64	78
DECEMBER	82	83	80	FEB	153	146	89
JANUARY	131	101	98	MAR	181	197	80
FEBRUARY	162	121	153	APR	85	109	109
MARCH	138	104	181	MAY	69	48	85
APRIL	108	107	85	JUN	61	64	87
TOTAL	1686	1244	1632		1595	1271	1001

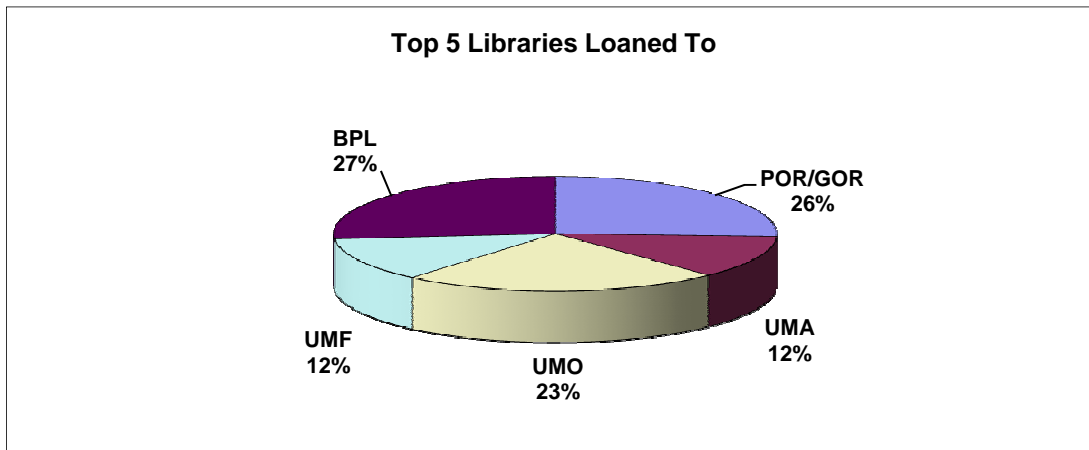
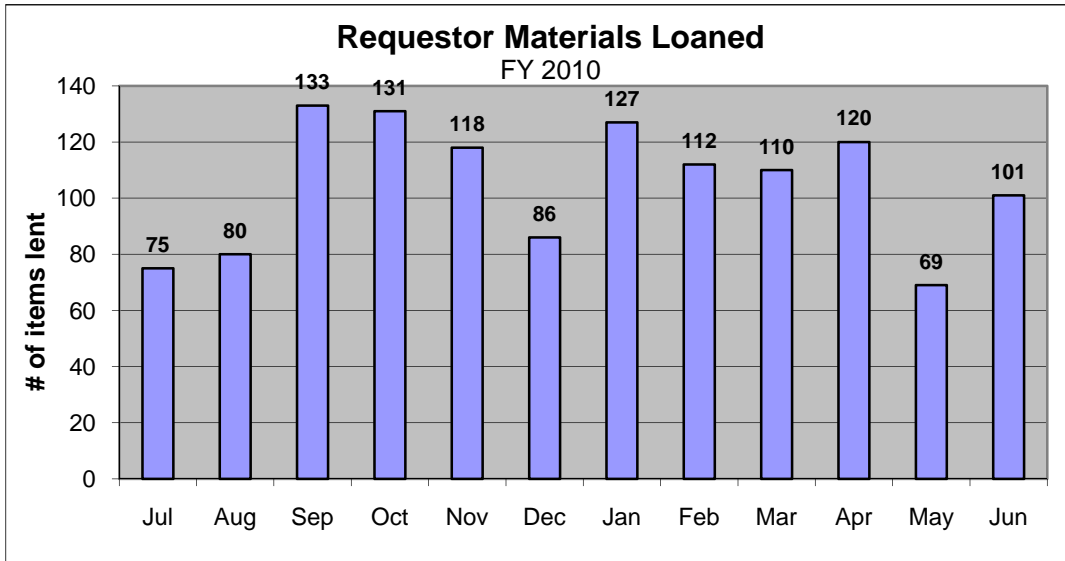


Appendix F

Requestor Materials Loaned by Blake Library - FY2010

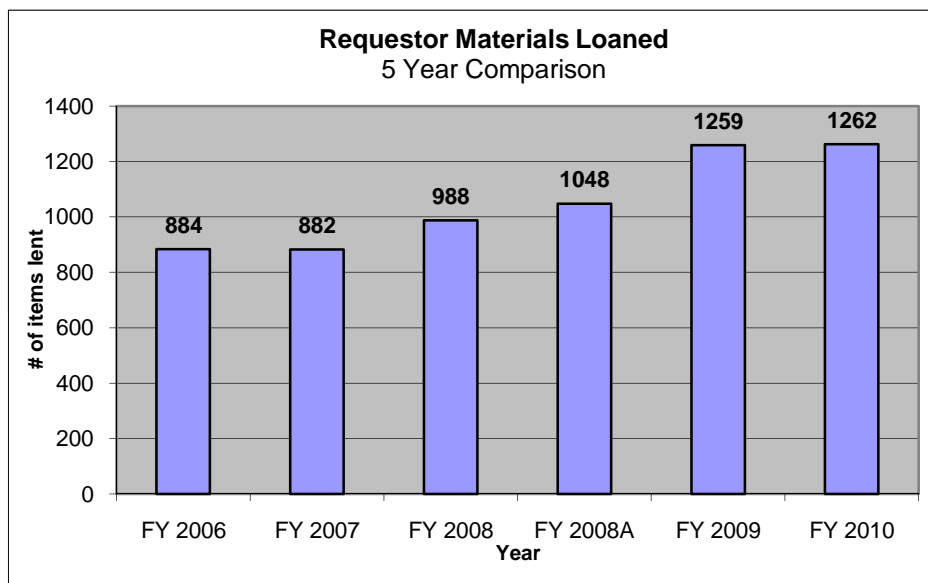
Location	Jul	Aug	Sep	Oct	Nov	Dec	Jan	Feb	Mar	Apr	May	Jun	Total	%of Total
UMPI	2	3	4	6	2	4	3	3	1	3	0	3	34	2.69%
POR/GOR	11	21	26	33	33	17	26	23	29	22	13	14	268	21.24%
UMA	6	3	13	8	16	3	12	14	15	15	5	7	117	9.27%
UMO	16	11	27	21	18	13	28	22	15	16	8	17	212	16.80%
UMF	8	10	15	23	17	7	9	11	15	8	5	3	131	10.38%
LAW	0	1	1	1	0	1	0	0	1	0	0	0	5	0.40%
FK	2	1	4	6	4	0	2	1	0	2	0	10	32	2.54%
UMM	0	0	3	2	1	5	0	4	3	1	1	0	20	1.58%
LEW/AUB	0	0	0	0	0	0	0	0	0	0	0	0	0	0.00%
BPL	27	21	28	26	20	31	41	27	22	41	30	41	355	28.13%
MSL	3	9	7	5	7	5	6	6	9	12	7	6	82	6.50%
OTHER*	0		5	0	0		0	1	0	0	0	0	6	0.48%
TOTAL	75	80	133	131	118	86	127	112	110	120	69	101	1262	100.00%

* NOTE: OTHER includes Leg., BCL, and Misc. requests.



**Requestor Materials Loaned by Blake Library
5 Year Comparison**

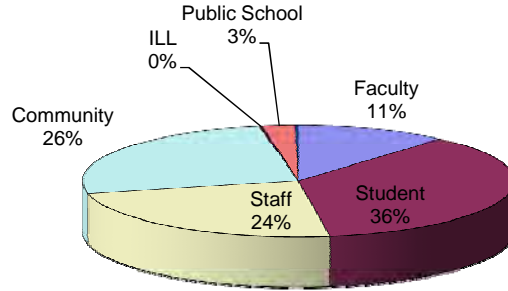
MONTH	FY 2006	FY 2007	FY 2008	MONTH	FY 2008A	FY 2009	FY 2010
MAY	68	68	67	JUL	4	82	75
JUNE	54	56	57	AUG	53	71	80
JULY	48	60	4	SEP	97	115	133
AUGUST	50	68	53	OCT	128	142	131
SEPTEMBER*	91	73	97	NOV	111	121	118
OCTOBER	85	92	128	DEC	69	71	86
NOVEMBER	95	98	111	JAN	123	96	127
DECEMBER	54	40	69	FEB	89	142	112
JANUARY	95	93	123	MAR	106	132	110
FEBRUARY	73	82	89	APR	84	107	120
MARCH	91	84	106	MAY	85	84	69
APRIL	80	68	84	JUN	99	96	101
TOTAL	884	882	988		1048	1259	1262



Requestor Use by FK Patron Types - FY2010

	Jul	Aug	Sep	Oct	Nov	Dec	Jan	Feb	Mar	Apr	May	Jun	Total	% of Total
Faculty	7	2	4	9	6	22	3	6	10	13	16	16	114	11.39%
Student	2	19	41	74	42	4	31	38	30	40	21	21	363	36.26%
Staff	10	14	11	19	26	24	15	21	27	27	25	18	237	23.68%
Community	25	19	25	9	32	19	25	21	13	25	14	31	258	25.77%
ILL	1	0	0	0	0	1	0	0	0	0	0	0	2	0.20%
Public School	0	0	1	3	0	1	4	3	0	4	8	1	25	2.50%
Special	0	0	0	0	1	0	0	0	0	0	1	0	2	0.20%
Totals	45	54	82	114	107	71	78	89	80	109	85	87	1001	100.00%

Requestor by FK Patron Type FY2010



Courtesy Borrower Statistics for Requestor * - FY2010

	May	Jun	Jul	Aug	Sep	Oct	Nov	Dec	Jan	Feb	Mar	Apr	Total	All UMFK	% of Total
FY2006	35	41	25	35	37	88	51	24	42	39	16	35	468	1686	27.76%
FY2007	37	26	17	36	32	26	13	24	35	45	25	31	347	1514	22.92%
FY2008	18	13	30	9	26	39	25	26	34	31	22	11	284	1632	17.40%
	Jul	Aug	Sep	Oct	Nov	Dec	Jan	Feb	Mar	Apr	May	Jun			
FY2008A	30	9	26	39	25	26	34	31	22	11	23	26	302	1595	18.93%
FY2009	37	25	22	20	42	28	26	33	31	30	23	26	343	1271	26.99%
FY2010	25	19	26	12	32	20	29	24	13	29	22	32	283	1001	28.27%

*Ptypes 83 (community borrowers) and 84 (public school borrowers) are used to tally these statistics

