

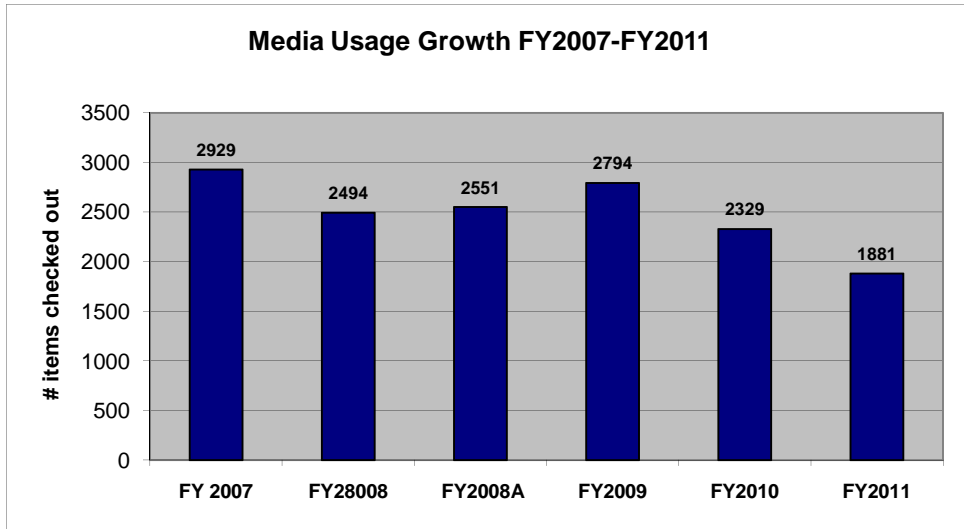
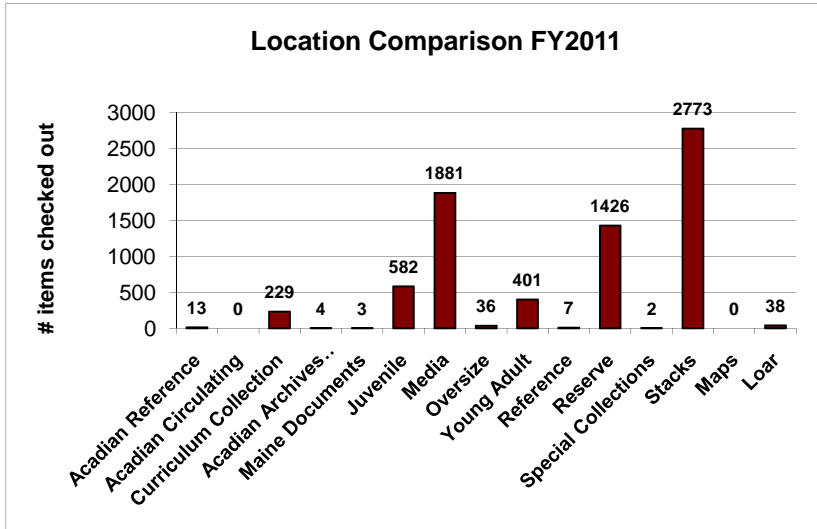
Appendix B
Circulation Checkout Statistics - FY 2011
CHECKOUT STATISTICS BY ITEM TYPES AT FORT KENT

ITEM TYPE	FY2007	FY2008	FY2008A	FY2009	FY2010	FY2011	% Change
AUDIOCASSETTE	11	0	0	1	1	2	100%
BOOK	3539	3912	3994	3679	3567	3256	-9%
COMPACT DISK	81	51	83	63	65	64	-2%
SCORES	4	0	0	4	1	7	600%
KIT	3	4	4	0	2	0	N/A
RECORD	1	0	0	0	0	0	N/A
SERIAL	0	4	4	1	0	0	N/A
VIDEOCASSETTE	787	577	554	169	95	48	-49%
ONE DAY	48	82	90	50	25	17	-32%
2 HOUR	12	19	18	6	1	4	300%
3 DAY	51	0	0	0	0	3	N/A
7 DAY	528	308	279	287	339	305	-10%
24 HOURS / 1 DAY	178	108	99	66	116	37	-68%
14 DAY	1456	1181	1187	1001	768	582	-24%
2 HOUR (NO OVERNIGHT)	1363	1268	1363	1140	1191	922	-23%
3 DAY RESERVE EQUIP.**	0	0	0	0	0	247	N/A
GOV DOC	17	20	20	9	19	3	-84%
NEWSPAPER	16	14	11	1	9	2	-78%
2 DAY	8	1	1	3	0	15	N/A
SOFTWARE	0	15	15	2	4	2	-50%
48 HOURS	0	0	0	0	0	0	N/A
4 HOUR	10	0	0	0	0	0	N/A
4 HOUR (NO OVERNIGHT)	403	197	213	190	153	127	-17%
DVD	1314	1629	1624	1910	1649	1362	-17%
AUDIO BOOK	740	211	209	84	121	135	12%
VIDEODISK	0	0	0	0	0	0	N/A
REQUESTABEL VIDEO	0	25	84	623	423	255	-40%
REALIA	0	1	1	3	0	0	N/A
GAME	0	2	2	2	1	0	-100%
MAP	0	0	0	0	1	0	-100%
TOTAL	10570	9629	9855	9294	8551	7395	-14%

** newly designated itype

CHECKOUT STATISTICS BY LOCATION TYPE AT FORT KENT

LOCATION	7/07-6/08						
	FY 2007	FY28008	FY2008A	FY2009	FY2010	FY2011	% Change
Acadian Reference	0	0	0	7	59	13	-78%
Acadian Circulating	0	0	0	0	0	0	N/A
Curriculum Collection	524	305	276	273	307	229	-25%
Acadian Archives Media	3	0	0	9	10	4	-60%
Maine Documents	17	20	20	9	19	3	-84%
Juvenile	1463	1184	1190	1016	764	582	-24%
Media	2929	2494	2551	2794	2329	1881	-19%
Oversize	45	59	59	47	48	36	-25%
Young Adult	433	483	476	363	423	401	-5%
Reference	22	21	23	19	21	7	-67%
Reserve	2094	1682	1789	1448	1536	1426	-7%
Special Collections	30	9	10	30	0	2	N/A
Stacks	3010	3350	3418	3188	2978	2773	-7%
Maps	0	0	0	0	0	0	N/A
Loar	0	20	42	91	57	38	-33%
TOTAL	10570	9627	9854	9294	8551	7395	-14%



Fort Kent Circulation Transactions Breakdown: Two Year Comparison

FY2011

Material Type

Patron Type	Totals	Material Type														
		CUR	ACAD CIRC	ACAD MED	ME DOC	JUV	MEDIA	OVR	REF	RES	STACKS	KYA	SP COL	OMS	MAP	LOAR
FK Faculty	404	20	7	0	0	45	202	1	1	63	50	5	0	0	0	10
FK Student	3741	154	0	1	0	458	925	15	3	1115	886	165	2	0	0	17
FK Staff	551	18	0	0	0	11	215	0	2	152	96	48	0	0	0	9
FK Community	1003	33	6	3	1	50	462	6	0	83	296	63	0	0	0	0
FK Public School	47	2	0	0	0	6	2	0	1	1	4	31	0	0	0	0
FK ILL	79	0	0	0	0	1	1	0	0	2	66	8	0	0	0	1
FK Special	10	0	0	0	0	0	0	0	0	8	1	1	0	0	0	0
Total	5835	227	13	4	1	571	1807	22	7	1424	1399	321	2	0	0	37

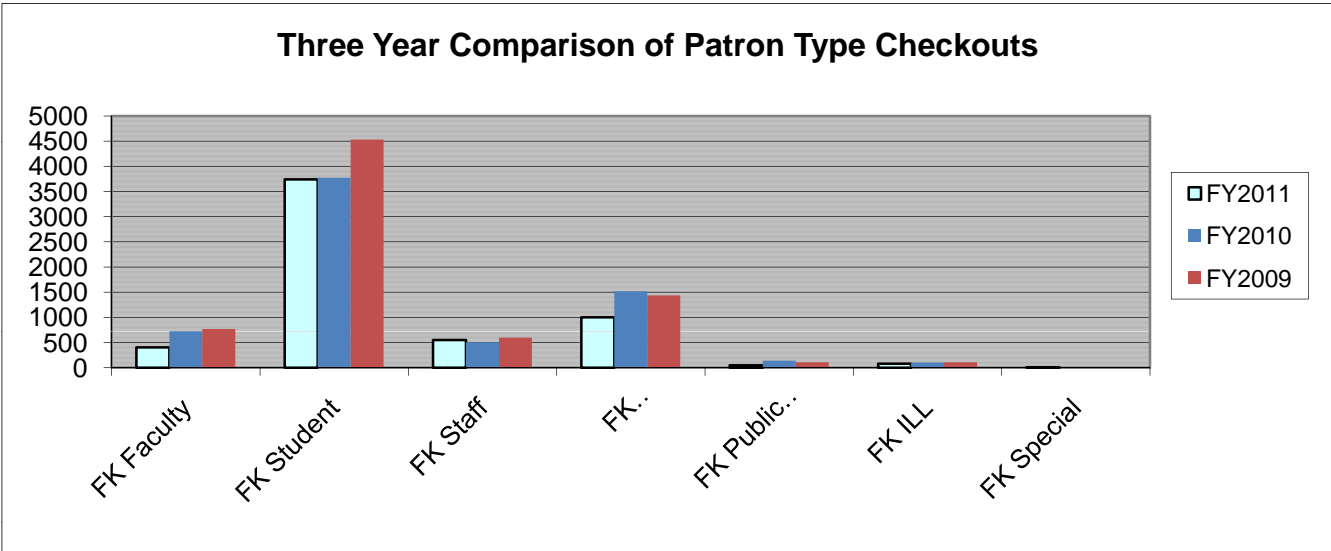
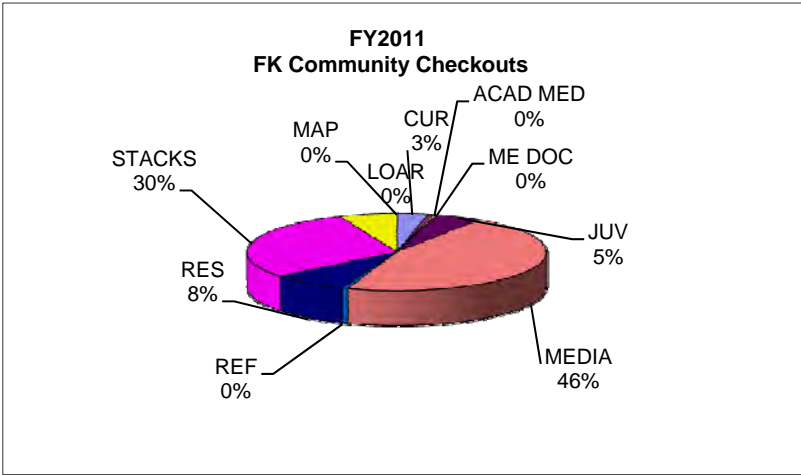
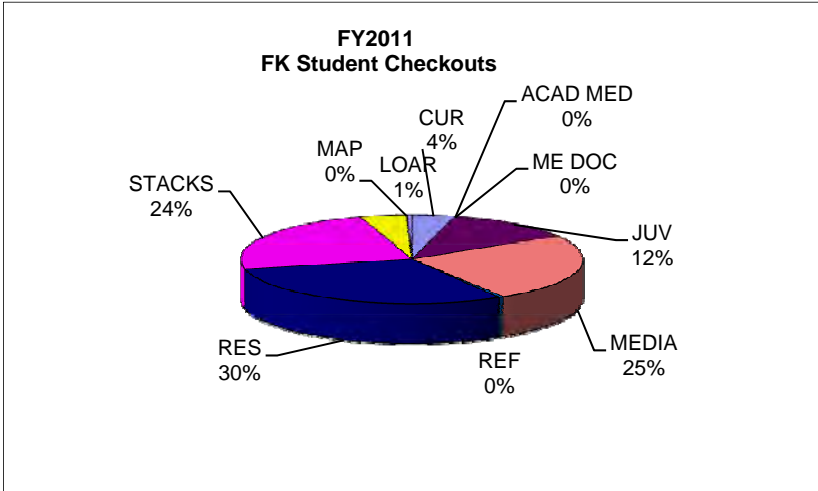
FY2010

Material Type

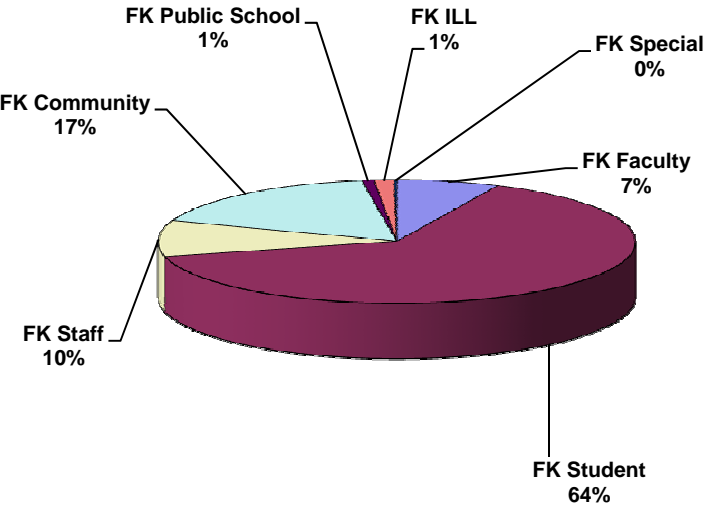
Patron Type	Totals	Material Type														
		CUR	ACAD CIRC	ACAD MED	ME DOC	JUV	MEDIA	OVR	REF	RES	STACKS	KYA	SP COL	OMS	MAP	LOAR
FK Faculty	726	61	2	0	0	203	239	0	13	81	85	19	0	0	0	23
FK Student	3772	201	9	2	18	429	959	12	6	1126	889	104	0	0	0	17
FK Staff	507	2	1	1	0	20	232	2	1	71	106	67	0	0	0	4
FK Community	1518	27	47	7	0	71	772	20	1	242	291	27	0	0	0	13
FK Public School	139	16	0	0	0	23	10	0	0	1	17	72	0	0	0	0
FK ILL	106	0	0	0	0	4	7	0	0	0	83	12	0	0	0	0
FK Special	5	0	0	0	0	0	3	0	0	0	2	0	0	0	0	0
Total	6773	307	59	10	18	750	2222	34	21	1521	1473	301	0	0	0	57

Annual Comparison

Patron Type	FY2009	FY2010	FY2011
FK Faculty	771	726	404
FK Student	4533	3772	3741
FK Staff	598	507	551
FK Community	1438	1518	1003
FK Public School	107	139	47
FK ILL	108	106	79
FK Special	0	5	10
Total	7555	6773	5835



FY2011 FK Patron Checkout Comparison



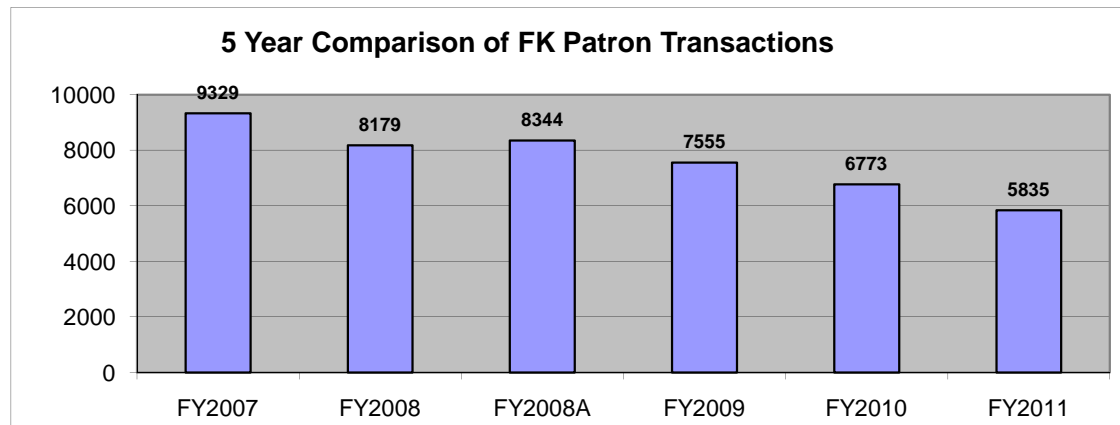
Fort Kent Circulation Transactions by Patron Type

UMS Patron Type (includes FK patrons)

	FY2007		FY2008		FY2008A		FY2009		FY2010		FY2011	
	#Trans	%Total	#Trans	%Total	#Trans	%Total	#Trans	%Total	#Trans	%Total	#Trans	%Total
Freshmen	581	5.50%	669	6.95%	655	6.65%	1074	11.56%	729	8.53%	616	8.33%
Sophmores	563	5.33%	703	7.30%	723	7.34%	578	6%	748	9%	729	10%
Juniors	941	8.90%	1084	11.26%	1119	11.35%	926	10%	821	10%	729	10%
Seniors	3948	37.35%	3386	35.16%	3437	34.88%	2401	26%	1930	23%	1958	26%
Masters	63	0.60%	76	0.79%	79	0.80%	90	1%	77	1%	86	1%
Doctorals	25	0.24%	23	0.24%	23	0.23%	8	0%	6	0%	12	0%
Law	7	0.07%	8	0.08%	9	0.09%	4	0%	3	0%	2	0%
Special	7	0.07%	13	0.14%	14	0.14%	7	0%	1	0%	0	0%
Other	4435	41.96%	3667	38.08%	3796	38.52%	4206	45%	4236	50%	3263	44%
Total	10570	100.00%	9629	100.00%	9855	100.00%	9294	100.00%	8551	100.00%	7395	100.00%

FK Patron Type

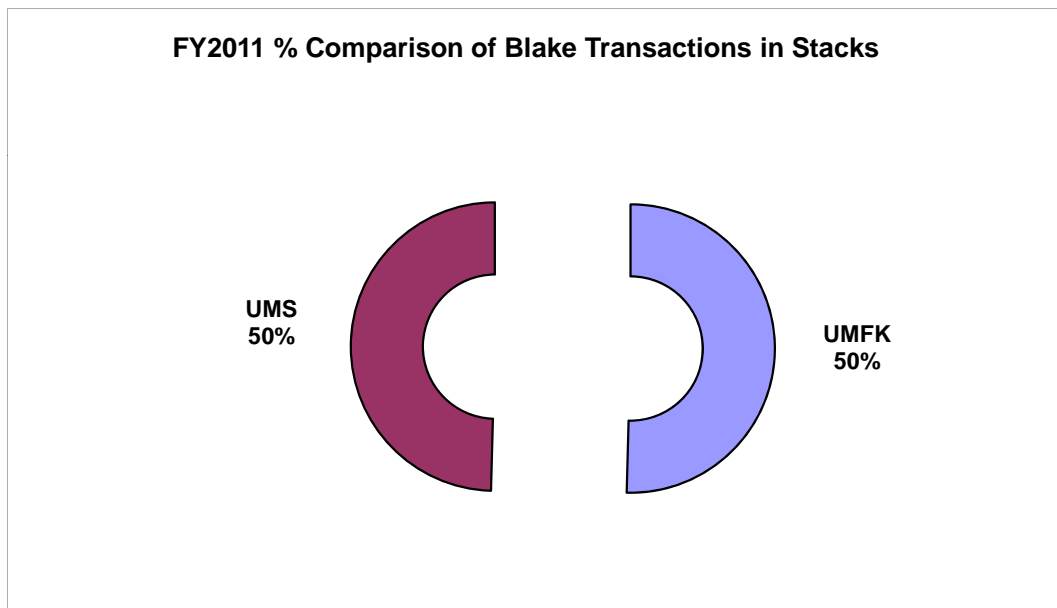
	FY2007		FY2008		FY2008A		FY2009		FY2010		FY2011	
	#Trans	%Total	#Trans	%Total	#Trans	%Total	#Trans	%Total	#Trans	%Total	#Trans	%Total
FK Students	5665	60.72%	5493	67.16%	5580	66.87%	4533	60.00%	3772	55.69%	3741	64.11%
FK Faculty/Staff	1814	19.44%	1515	18.52%	1504	18.02%	1369	18.12%	1233	18.20%	965	16.54%
FK Courtesy	1728	18.52%	1089	13.31%	1173	14.06%	1545	20.45%	1657	24.46%	1050	17.99%
Non FK Patrons	122	1.31%	82	1.00%	87	1.04%	108	1.43%	111	1.64%	79	1.35%
Total	9329	100.00%	8179	100.00%	8344	100.00%	7555	100.00%	6773	100.00%	5835	100.00%



**A Comparative look at FK Patron Checkout vs. Other UMS Patrons
FY 2011**

LOCATION	ALL UMS	Fort Kent Patrons						UMFK Totals	UMS Difference*
	Totals	Faculty	Student	Staff	Courtesy	ILL	Other		
Acadian Reference	0	0	0	0	0	0	0	0	0
Acadian Circulating	13	0	0	7	6	0	0	13	0
Curriculum Collection	229	20	154	18	35	0	0	227	2
Acadian Archives Media	4	0	1	0	3	0	0	4	0
Maine Documents	3	0	0	0	1	0	0	1	2
Juvenile	582	45	458	11	56	1	0	571	11
Media	1881	202	925	215	464	1	0	1807	74
Oversize	36	1	15	0	6	0	0	22	14
Young Adult	401	5	165	48	94	8	1	321	80
Reference	7	1	3	2	1	0	0	7	0
Reserve	1426	63	1115	152	84	2	8	1424	2
Special Collections	2	0	2	0	0	0	0	2	0
Stacks	2773	50	886	96	300	66	1	1399	1374
Maps	0	0	0	0	0	0	0	0	0
Loar	38	10	17	9	0	1	0	37	1
TOTAL	7395	397	3741	558	1050	79	10	5835	1560

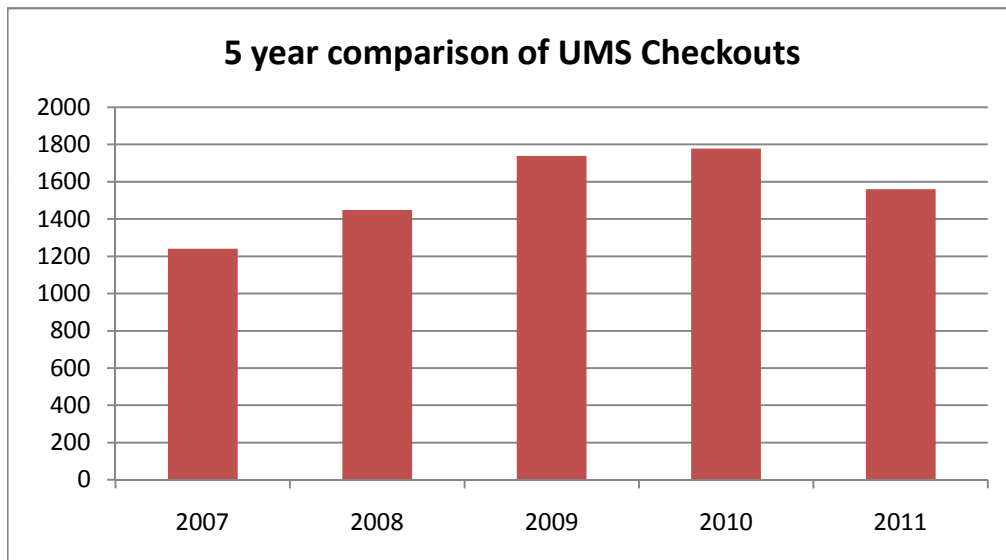
*The Difference represents all UMS patrons other than Fort Kent who checked out materials at the different locations.



**University of Maine System Checkouts from Blake Library
FY2011**

LOCATION	2007	2008	2009	2010	2011
Acadian Reference**	3	0	7	0	0
Acadian Circulating	0	0	0	0	0
Curriculum Collection	0	0	1	0	2
Acadian Archives Media	N/A	0	9	0	0
Maine Documents	8	7	9	1	2
Juvenile	6	5	11	14	11
Media	76	12	95	107	74
Oversize	18	19	16	14	14
Young Adult	66	88	60	122	80
Reference	0	0	1	0	0
Reserve	16	7	0	15	2
Special Collections	0	0	0	0	0
Stacks	1048	1311	1530	1505	1374
Maps	0	0	0	0	0
Loar	N/A	0	0	0	1
TOTAL	1241	1449	1739	1778	1560

**2007 figure is 3 for Acadian Archives. Chose to put in Acadian Reference.



TOTAL CIRCULATION TRANSACTIONS BY TERMINAL NUMBER

JULY 2010- JUNE 2011

TERMINAL #	TOTAL	CHKOUTS	CHKINS	RENEWALS	HOLDS	RECALLS
540	15902	7566	7734	600	2	0
710	0	0	0	0	0	0
715	0	0	0	0	0	0
716	89	0	0	89	0	0
TOTAL	15991	7566	7734	689	2	0

JULY 2009- JUNE 2010

TERMINAL #	TOTAL	CHKOUTS	CHKINS	RENEWALS	HOLDS	RECALLS
540	17450	8446	8498	502	4	0
710	0	0	0	0	0	0
715	0	0	0	0	0	0
716	0	0	0	0	0	0
TOTAL	17450	8446	8498	502	4	0

JULY 2008 - JUNE 2009

TERMINAL #	TOTAL	CHKOUTS	CHKINS	RENEWALS	HOLDS	RECALLS
540	19627	9433	9513	677	4	0
710	0	0	0	0	0	0
715	0	0	0	0	0	0
716	152	0	0	152	0	0
TOTAL	19779	9433	9513	829	4	0

JULY 2007 - JUNE 2008A

TERMINAL #	TOTAL	CHKOUTS	CHKINS	RENEWALS	HOLDS	RECALLS
540	21757	10521	10607	626	2	1
710	0	0	0	0	0	0
715	0	0	0	0	0	0
716	0	0	0	453	0	0
TOTAL	22210	10521	10607	1079	2	1

MAY 2007 - APRIL 2008

TERMINAL #	TOTAL	CHKOUTS	CHKINS	RENEWALS	HOLDS	RECALLS
540	21522	10359	10526	635	1	1
710	0	0	0	0	0	0
715	0	0	0	0	0	0
716	0	0	0	434	0	0
TOTAL	21956	10359	10526	1069	1	1

MAY 2006 - APRIL 2007

TERMINAL #	TOTAL	CHKOUTS	CHKINS	RENEWALS	HOLDS	RECALLS
540	23450	11151	11316	982	1	0
710	0	0	0	0	0	0
715	35	10	22	3	0	0
716	237	0	0	237	0	0
TOTAL	23722	11161	11338	1222	1	0

mcfk = 540 (all fk Millennium Circulation logins)

fkcirc = 710 (all fkcirc character based logins)

fkstaff = 715 (all fkstaff logins)

webfk = 716 (all fk webpac logins) - patrons signing in to their account through URSUS