

Appendix H

ILL REQUESTS BY BLAKE LIBRARY (BORROWING ACTIVITY) FY2011 DATA

	STUDENTS		FACULTY / STAFF		OTHER		TOTAL FILLED	TOTAL CANCELLED	TOTAL UNFILLED	TOTAL REQUEST	FILL RATE
	COPIES	BOOKS	COPIES	BOOKS	COPIES	BOOKS					
JUL	0	0	0	0	1	0	1	0	0	1	100.0%
AUG	0	0	2	0	1	0	3	0	0	3	100.0%
SEP	14	0	1	4	1	0	20	0	0	20	100.0%
OCT	22	1	14	1	0	0	38	0	0	38	100.0%
NOV	13	0	0	0	0	0	12	1	0	13	92.3%
DEC	5	0	2	0	0	0	7	0	0	7	100.0%
JAN	5	0	25	1	0	0	30	1	0	31	96.8%
FEB	5	0	18	0	0	1	24	0	0	24	100.0%
MAR	12	1	1	0	0	2	16	0	0	16	100.0%
APR	4	0	1	3	0	1	9	0	0	9	100.0%
MAY	2	0	3	1	0	1	7	0	0	7	100.0%
JUN	4	0	10	4	0	0	18	0	0	18	100.0%
TOTAL	86	2	77	14	3	5	185	2	0	187	98.9%

BREAKDOWN OF CANCELLED AND UNFILLED ITEMS

	CANCELLED		UNFILLED		TOTALS
	COPIES	BOOKS	COPIES	BOOKS	
JUL	0	0	0	0	0
AUG	0	0	0	0	0
SEP	0	0	0	0	0
OCT	0	0	0	0	0
NOV	1	0	0	0	1
DEC	0	0	0	0	0
JAN	1	0	0	0	1
FEB	0	0	0	0	0
MAR	0	0	0	0	0
APR	0	0	0	0	0
MAY	0	0	0	0	0
JUN	0	0	0	0	0
TOTAL	2	0	0	0	2

OTHER REQUESTS: Found Within Online System

(Therefore ILL requests were cancelled by us)

DATABASES
(Articles)
30

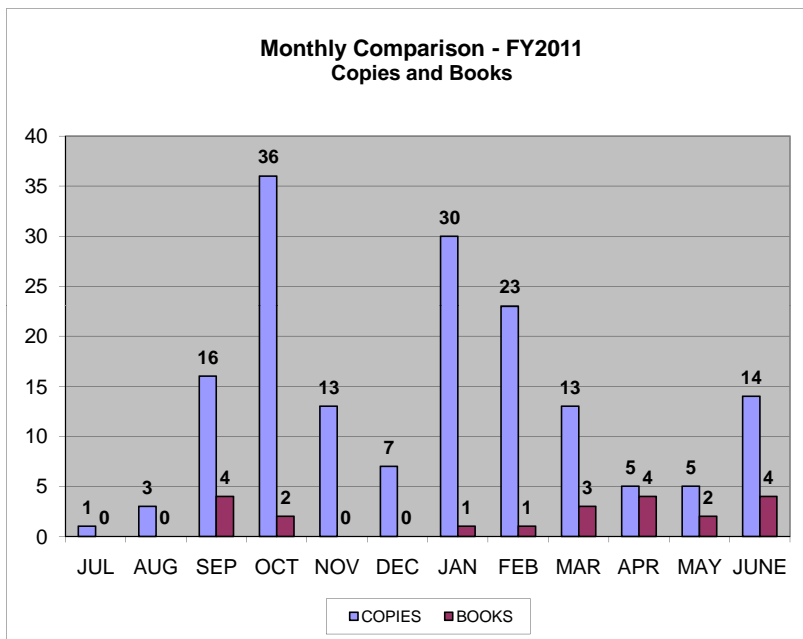
URSUS
(Books)
5

Annual Comparison of Interlibrary Loan Borrowing Activity

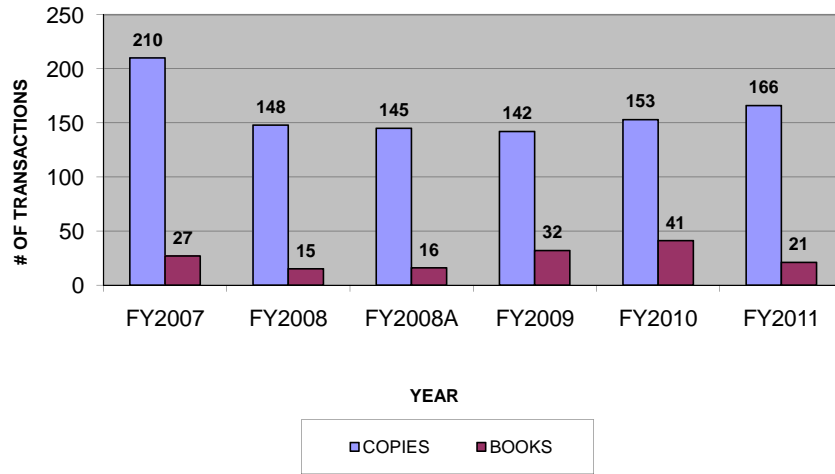
(total requests)

FY2008A

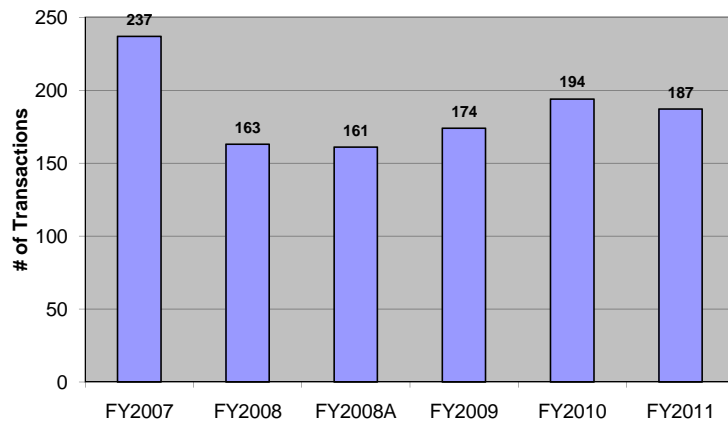
	FY2007		FY2008		July 07 - June 08		FY2009		FY2010		FY2011		
	COPIES	BOOKS	COPIES	BOOKS	COPIES	BOOKS	COPIES	BOOKS	COPIES	BOOKS	COPIES	BOOKS	
MAY	23	0	8	2	JUL	11	0	8	3	5	4	1	0
JUN	20	3	7	1	AUG	9	4	4	1	0	2	3	0
JUL	5	8	11	0	SEP	21	1	1	0	7	1	16	4
AUG	5	2	9	4	OCT	33	1	28	1	21	3	36	2
SEP	10	3	21	1	NOV	11	1	10	2	19	3	13	0
OCT	17	0	33	1	DEC	10	2	4	3	4	5	7	0
NOV	21	3	11	1	JAN	5	0	1	4	5	2	30	1
DEC	5	0	10	2	FEB	4	0	18	3	11	7	23	1
JAN	24	1	5	0	MAR	14	1	13	4	10	7	13	3
FEB	28	0	4	0	APR	15	2	15	3	21	3	5	4
MAR	34	3	14	1	MAY	7	3	11	4	6	3	5	2
APR	18	4	15	2	JUNE	5	1	29	4	44	1	14	4
TOTAL	210	27	148	15		145	16	142	32	153	41	166	21
TOTAL ALL	237		163		161		174		194		187		



**ILL BORROWING ACTIVITY
FIVE YEAR COMPARISON**



Annual Comparison of Copies and Books Combined



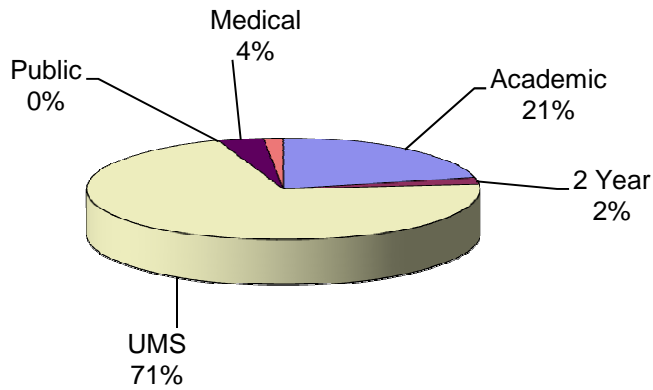
LIBRARIES BLAKE BORROWED FROM - FY2011

by Library Type

(Total requests although some were unfilled)

	# of Requests	# of Libraries	% of Requests	% of Libraries
Academic	40	11	21.39%	40.74%
2 Year	4	3	2.14%	11.11%
UMS	133	8	71.12%	29.63%
Public	0	0	0.00%	0.00%
Medical	7	4	3.74%	14.81%
Special	3	1	1.60%	3.70%
TOTAL	187	27	100.00%	100.00%

Libraries Blake Borrowed From



PERIODICALS BLAKE BORROWED FY2011

SUBJECT	# PERIODICALS	# ARTICLES	% PERIODICALS	% ARTICLES
EDUCATION	7	16	6.19%	9.64%
HUMANITIES	10	10	8.85%	6.02%
MATH/SCIENCE	17	22	15.04%	13.25%
BUSINESS	5	5	4.42%	3.01%
NURSING	60	99	53.10%	59.64%
SOCIAL SCIENCE	14	14	12.39%	8.43%
TOTAL	113	166	100.00%	100.00%

