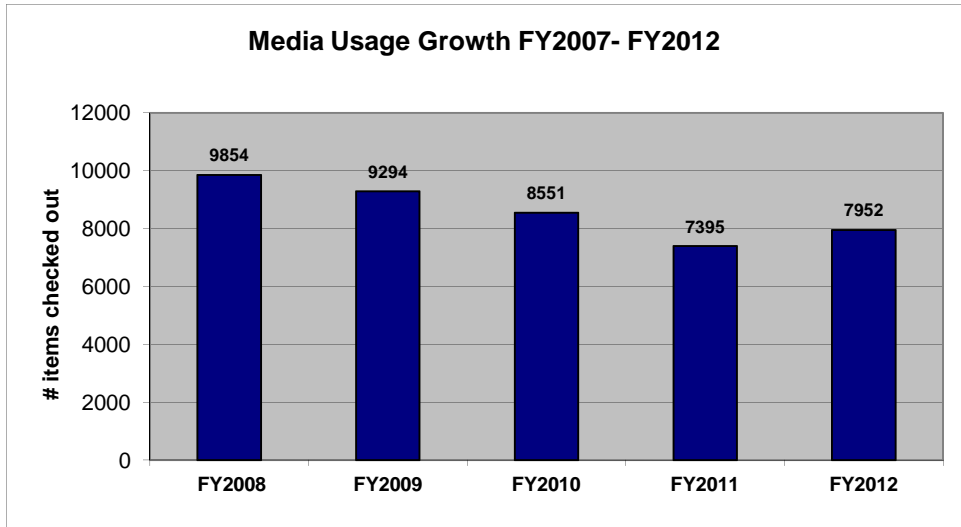
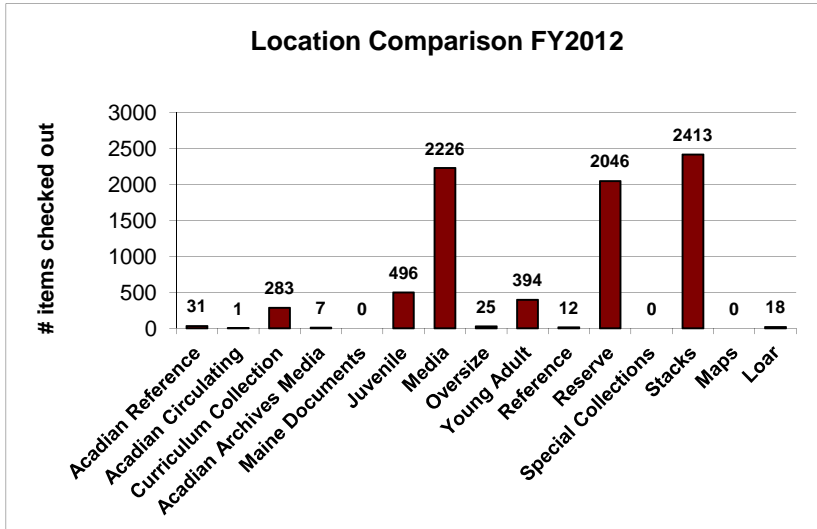


Appendix B
Circulation Checkout Statistics - FY 2012
CHECKOUT STATISTICS BY ITEM TYPES AT FORT KENT

ITEM TYPE	FY2008	FY2009	FY2010	FY2011	FY2012	% Change
Audiocassette	0	1	1	2	1	-50%
BOOK	3994	3679	3567	3256	2883	-11%
COMPACT DISK	83	63	65	64	32	-50%
SCORES	0	4	1	7	0	-100%
KIT	4	0	2	0	3	N/A
RECORD	0	0	0	0	0	N/A
SERIAL	4	1	0	0	0	N/A
VIDEOCASSETTE	554	169	95	48	24	-50%
ONE DAY	90	50	25	17	3	-82%
2 HOUR	18	6	1	4	30	650%
3 DAY	0	0	0	3	0	N/A
7 DAY	279	287	339	305	441	45%
24 HOURS / 1 DAY	99	66	116	37	72	95%
14 DAY	1187	1001	768	582	497	-15%
2 HOUR (NO OVERNIGHT)	1363	1140	1191	922	1502	63%
3 DAY RESERVE EQUIP.	0	0	0	247	168	-32%
GOV DOC	20	9	19	3	0	-100%
NEWSPAPER	11	1	9	2	11	450%
2 DAY	1	3	0	15	0	-100%
SOFTWARE	15	2	4	2	0	-100%
48 HOURS	0	0	0	0	0	N/A
4 HOUR	0	0	0	0	0	N/A
4 HOUR (NO OVERNIGHT)	213	190	153	127	230	81%
DVD	1624	1910	1649	1362	1712	26%
AUDIO BOOK	209	84	121	135	146	8%
VIDEODISK	0	0	0	0	0	N/A
REQUESTABEL VIDEO	84	623	423	255	197	-23%
REALIA	1	3	0	0	0	N/A
GAME	2	2	1	0	0	N/A
MAP	0	0	1	0	0	N/A
TOTAL	9855	9294	8551	7395	7952	8%

CHECKOUT STATISTICS BY LOCATION TYPE AT FORT KENT

LOCATION	FY2008	FY2009	FY2010	FY2011	FY2012	% Change
Acadian Reference	0	7	59	13	31	138%
Acadian Circulating	0	0	0	0	1	N/A
Curriculum Collection	276	273	307	229	283	24%
Acadian Archives Media	0	9	10	4	7	75%
Maine Documents	20	9	19	3	0	-100%
Juvenile	1190	1016	764	582	496	-15%
Media	2551	2794	2329	1881	2226	18%
Oversize	59	47	48	36	25	-31%
Young Adult	476	363	423	401	394	-2%
Reference	23	19	21	7	12	71%
Reserve	1789	1448	1536	1426	2046	43%
Special Collections	10	30	0	2	0	-100%
Stacks	3418	3188	2978	2773	2413	-13%
Maps	0	0	0	0	0	N/A
Loar	42	91	57	38	18	-53%
TOTAL	9854	9294	8551	7395	7952	8%



Fort Kent Circulation Transactions Breakdown: Two Year Comparison

FY2012

Patron Type	Totals	Material Type														
		CUR	*ACAD CIRC	ACAD MED	ME DOC	JUV	MEDIA	OVR	REF	RES	STACKS	KYA	SP COL	OMS	MAP	LOAR
FK Faculty	419	9	0	0	0	50	224	0	2	93	32	4	0	0	0	5
FK Student	4122	182	0	1	0	271	1162	6	1	1701	637	150	0	0	0	11
FK Staff	739	3	29	5	0	16	275	0	8	202	163	36	0	0	0	2
FK Community	956	70	2	1	0	144	461	2	1	45	188	42	0	0	0	0
FK Public School	158	18	0	0	0	12	17	0	0	2	33	76	0	0	0	0
FK ILL	90	1	1	0	0	1	8	0	0	1	76	2	0	0	0	0
FK Special	2	0	0	0	0	0	0	0	0	0	2	0	0	0	0	0
Total	6486	283	32	7	0	494	2147	8	12	2044	1131	310	0	0	0	18

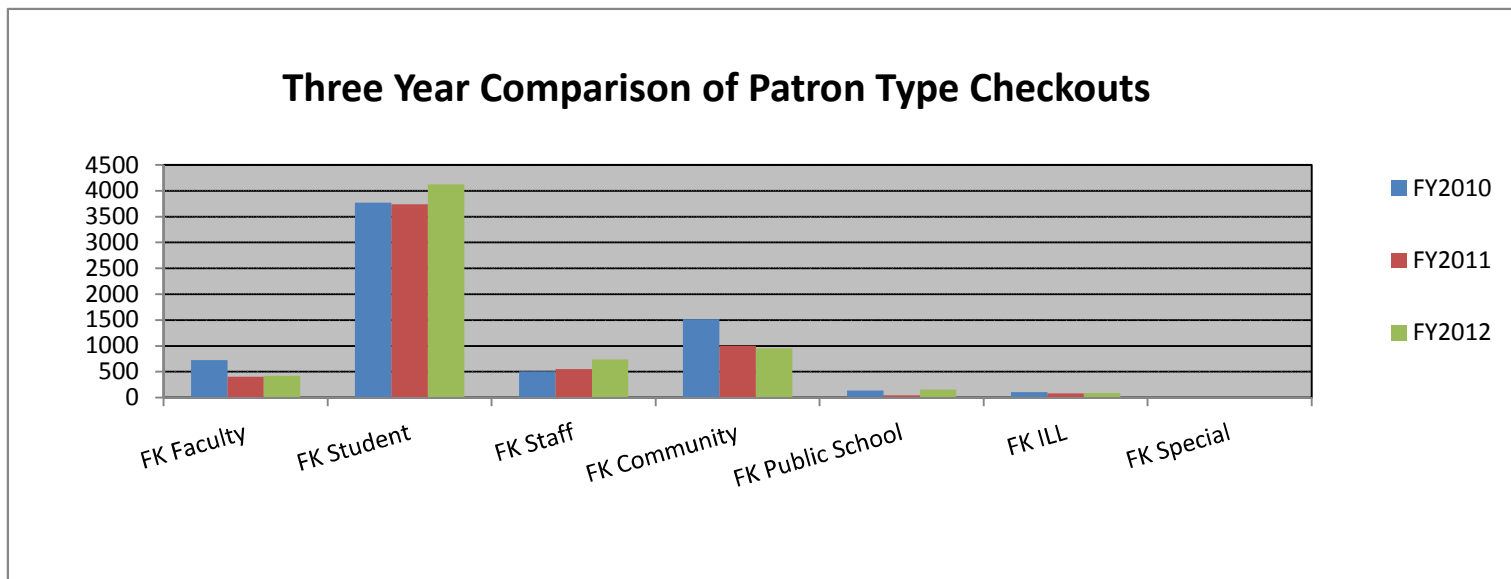
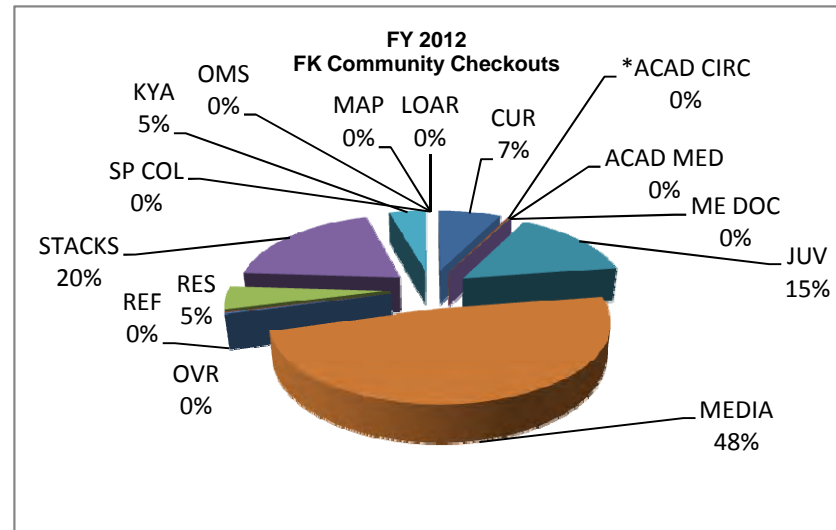
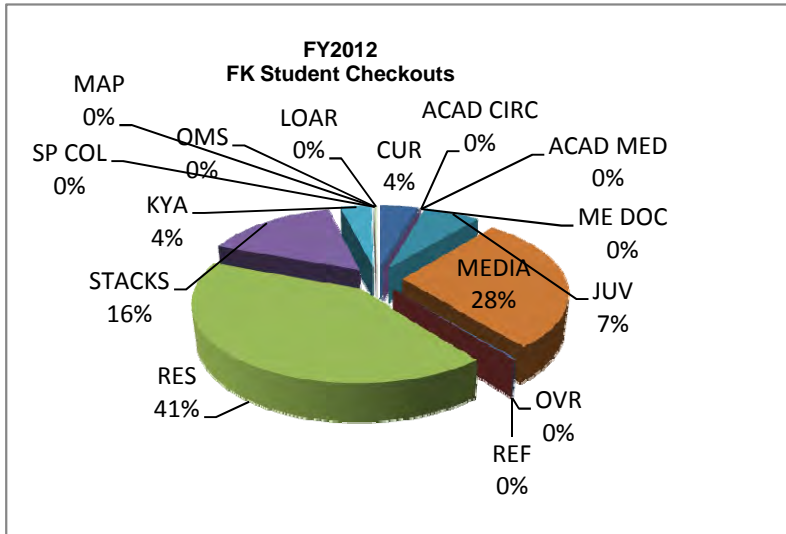
* Includes karca and karc totals

FY2011

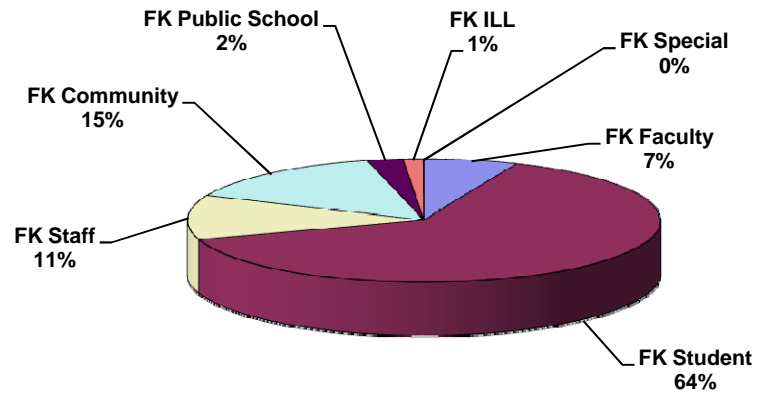
Patron Type	Totals	Material Type														
		CUR	ACAD CIRC	ACAD MED	ME DOC	JUV	MEDIA	OVR	REF	RES	STACKS	KYA	SP COL	OMS	MAP	LOAR
FK Faculty	404	20	7	0	0	45	202	1	1	63	50	5	0	0	0	10
FK Student	3741	154	0	1	0	458	925	15	3	1115	886	165	2	0	0	17
FK Staff	551	18	0	0	0	11	215	0	2	152	96	48	0	0	0	9
FK Community	1003	33	6	3	1	50	462	6	0	83	296	63	0	0	0	0
FK Public School	47	2	0	0	0	6	2	0	1	1	4	31	0	0	0	0
FK ILL	79	0	0	0	0	1	1	0	0	2	66	8	0	0	0	1
FK Special	10	0	0	0	0	0	0	0	0	8	1	1	0	0	0	0
Total	5835	227	13	4	1	571	1807	22	7	1424	1399	321	2	0	0	37

Annual Comparison

Patron Type	FY2010	FY2011	FY2012
FK Faculty	726	404	419
FK Student	3772	3741	4122
FK Staff	507	551	739
FK Community	1518	1003	956
FK Public School	139	47	158
FK ILL	106	79	90
FK Special	5	10	2
Total	6773	5835	6486



FY2012 FK Patron Checkout Comparison



Fort Kent Circulation Transactions by Patron Type

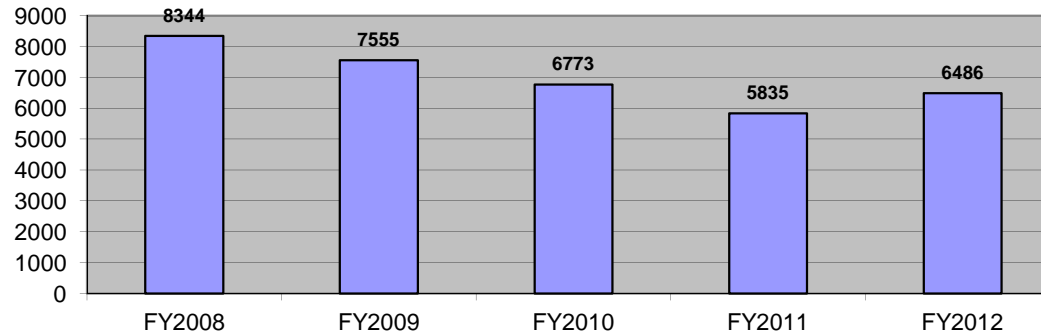
UMS Patron Type (includes FK patrons)

	FY2008		FY2009		FY2010		FY2011		FY2012	
	#Trans	%Total	#Trans	%Total	#Trans	%Total	#Trans	%Total	#Trans	%Total
Freshmen	655	6.65%	1074	11.56%	729	8.53%	616	8.33%	868	10.92%
Sophmores	723	7.34%	578	6%	748	9%	729	10%	530	7%
Juniors	1119	11.35%	926	10%	821	10%	729	10%	779	10%
Seniors	3437	34.88%	2401	26%	1930	23%	1958	26%	2213	28%
Masters	79	0.80%	90	1%	77	1%	86	1%	74	1%
Doctorals	23	0.23%	8	0%	6	0%	12	0%	14	0%
Law	9	0.09%	4	0%	3	0%	2	0%	3	0%
Special	14	0.14%	7	0%	1	0%	0	0%	1116	14%
Other	3796	38.52%	4206	45%	4236	50%	3263	44%	2355	30%
Total	9855	100.00%	9294	100.00%	8551	100.00%	7395	100.00%	7952	100.00%

FK Patron Type

	FY2008		FY2009		FY2010		FY2011		FY2012	
	#Trans	%Total	#Trans	%Total	#Trans	%Total	#Trans	%Total	#Trans	%Total
FK Students	5580	66.87%	4533	60.00%	3772	55.69%	3741	64.11%	4122	63.55%
FK Faculty/Staff	1504	18.02%	1369	18.12%	1233	18.20%	955	16.37%	1158	17.85%
FK Courtesy	1173	14.06%	1545	20.45%	1657	24.46%	1050	17.99%	1114	17.18%
Non FK Patrons	87	1.04%	108	1.43%	111	1.64%	89	1.53%	92	1.42%
Total	8344	100.00%	7555	100.00%	6773	100.00%	5835	100.00%	6486	100.00%

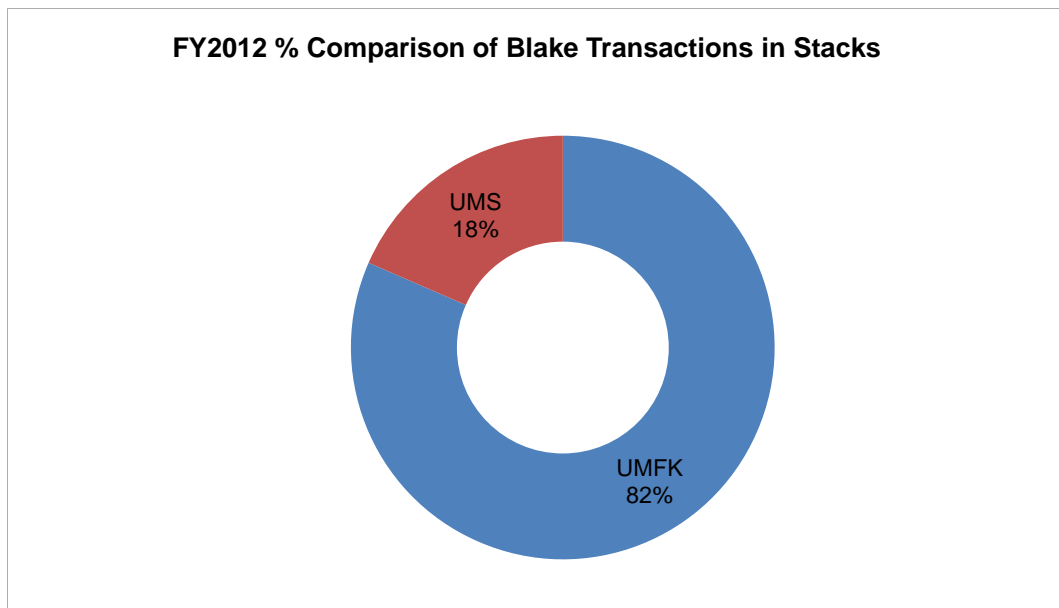
5 Year Comparison of FK Patron Transactions



**A Comparative look at FK Patron Checkout vs. Other UMS Patrons
FY 2012**

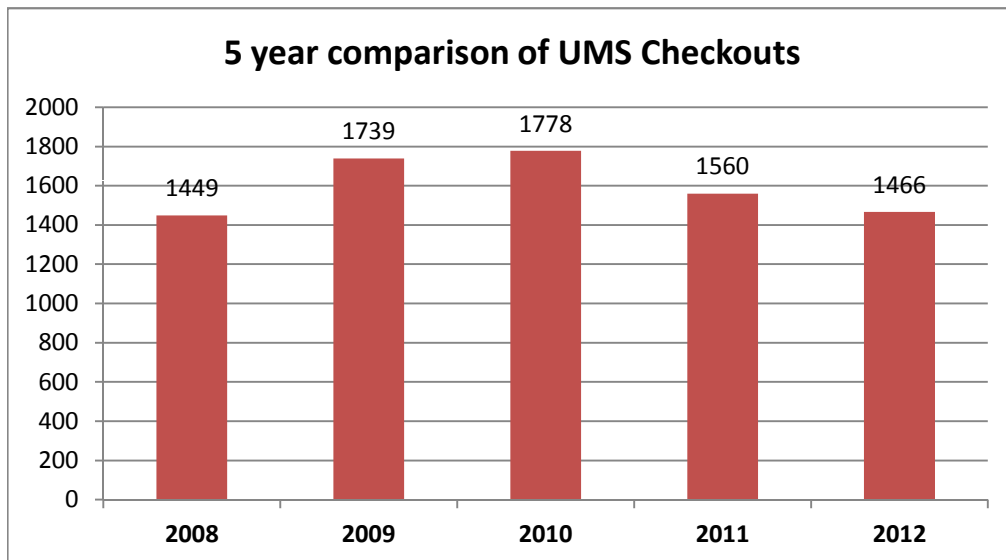
LOCATION	ALL UMS	Fort Kent Patrons						UMFK	UMS
	Totals	Faculty	Student	Staff	Courtesy	ILL	Other	Totals	Difference*
Acadian Reference	31	28	0	0	2	1	0	31	0
Acadian Circulating	1	0	0	1	0	0	0	1	0
Curriculum Collection	283	9	182	3	88	1	0	283	0
Acadian Archives Media	7	0	1	5	1	0	0	7	0
Maine Documents	0	0	0	0	0	0	0	0	0
Juvenile	496	50	271	16	156	1	0	494	2
Media	2226	224	1162	275	478	8	0	2147	79
Oversize	25	0	6	2	0	0	0	8	17
Young Adult	394	4	150	36	118	2	0	310	84
Reference	12	2	1	8	1	0	0	12	0
Reserve	2046	93	1701	202	47	1	0	2044	2
Special Collections	0	0	0	0	0	0	0	0	0
Stacks	2413	32	637	163	221	76	2	1131	1282
Maps	0	0	0	0	0	0	0	0	0
Loar	18	5	11	2	0	0	0	18	0
TOTAL	7952	447	4122	713	1112	90	2	6486	1466

*The Difference represents all UMS patrons other than Fort Kent who checked out materials at the different locations.



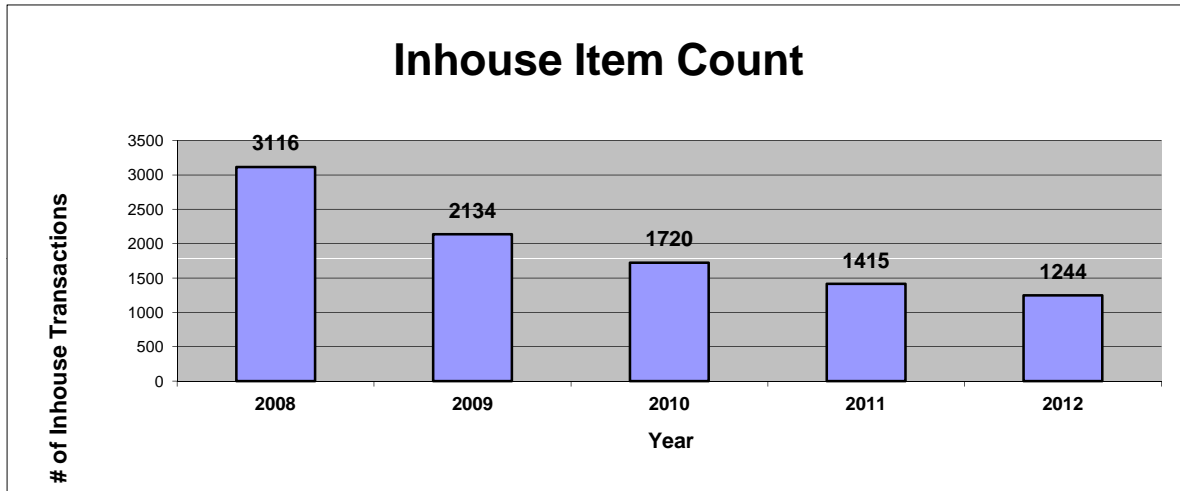
**University of Maine System Checkouts from Blake Library
FY2012**

LOCATION	2008	2009	2010	2011	2012
Acadian Reference	0	7	0	0	0
Acadian Circulating	0	0	0	0	0
Curriculum Collection	0	1	0	2	0
Acadian Archives Media	0	9	0	0	0
Maine Documents	7	9	1	2	0
Juvenile	5	11	14	11	2
Media	12	95	107	74	79
Oversize	19	16	14	14	17
Young Adult	88	60	122	80	84
Reference	0	1	0	0	0
Reserve	7	0	15	2	2
Special Collections	0	0	0	0	0
Stacks	1311	1530	1505	1374	1282
Maps	0	0	0	0	0
Loar	0	0	0	1	0
TOTAL	1449	1739	1778	1560	1466



INHOUSE COUNT STATISTICS BY ITEM LOCATION

FK ITEM LOCATION	2008	2009	2010	2011	2012	% Change
CURRICULUM COLL	396	209	178	108	174	61%
MAINE DOC.	10	10	7	0	0	N/A
JUVENILE	1650	1166	776	380	351	-8%
MEDIA	27	34	45	71	66	-7%
OVERSIZE	18	12	25	35	10	-71%
YOUNG ADULT	122	153	105	143	126	-12%
REFERENCE	118	40	70	48	67	40%
RESERVE	13	9	3	38	64	68%
SPECIAL COLLECTIONS	35	11	39	88	39	-56%
STACKS	725	487	458	499	341	-32%
MAP	0	0	0	1	0	-100%
LOAR	2	3	14	4	6	50%
TOTAL	3116	2134	1720	1415	1244	-12%



TOTAL CIRCULATION TRANSACTIONS BY TERMINAL NUMBER

JULY 2011- JUNE 2012

TERMINAL #	TOTAL	CHKOUTS	CHKINS	RENEWALS	HOLDS	RECALLS
540	17305	8145	8421	739	0	0
710	0	0	0	0	0	0
715	0	0	0	0	0	0
716	92	0	0	92	0	0
TOTAL	17397	8145	8421	831	0	0

JULY 2010- JUNE 2011

TERMINAL #	TOTAL	CHKOUTS	CHKINS	RENEWALS	HOLDS	RECALLS
540	15902	7566	7734	600	2	0
710	0	0	0	0	0	0
715	0	0	0	0	0	0
716	89	0	0	89	0	0
TOTAL	15991	7566	7734	689	2	0

JULY 2009- JUNE 2010

TERMINAL #	TOTAL	CHKOUTS	CHKINS	RENEWALS	HOLDS	RECALLS
540	17450	8446	8498	502	4	0
710	0	0	0	0	0	0
715	0	0	0	0	0	0
716	0	0	0	0	0	0
TOTAL	17450	8446	8498	502	4	0

JULY 2008- JUNE 2009

TERMINAL #	TOTAL	CHKOUTS	CHKINS	RENEWALS	HOLDS	RECALLS
540	19627	9433	9513	677	4	0
710	0	0	0	0	0	0
715	0	0	0	0	0	0
716	152	0	0	152	0	0
TOTAL	19779	9433	9513	829	4	0

JULY 2007- JUNE 2008

TERMINAL #	TOTAL	CHKOUTS	CHKINS	RENEWALS	HOLDS	RECALLS
540	21757	10521	10607	626	2	1
710	0	0	0	0	0	0
715	0	0	0	0	0	0
716	0	0	0	453	0	0
TOTAL	22210	10521	10607	1079	2	1

fkcirc = 710 (all fkirc character based logins)

fkstaff = 715 (all fkstaff logins)

webfk = 716 (all fk webpac logins) - patrons signing in to their account through URSUS