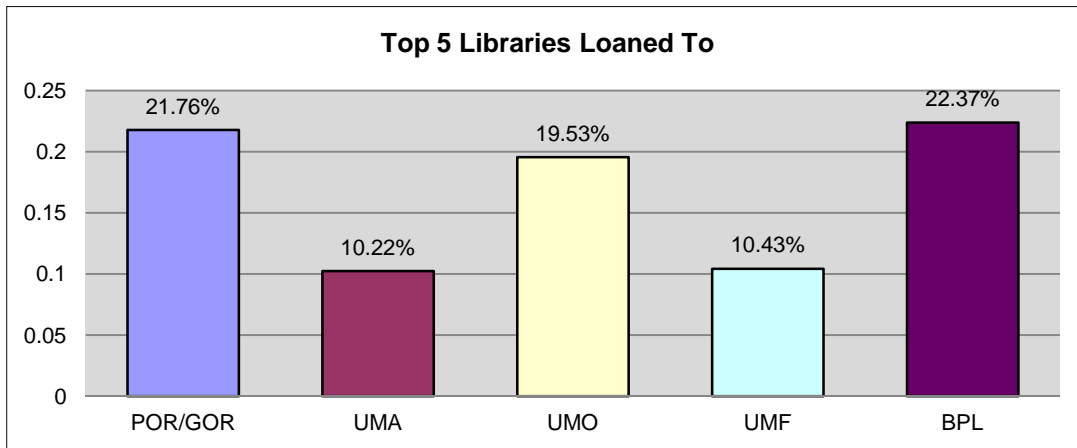
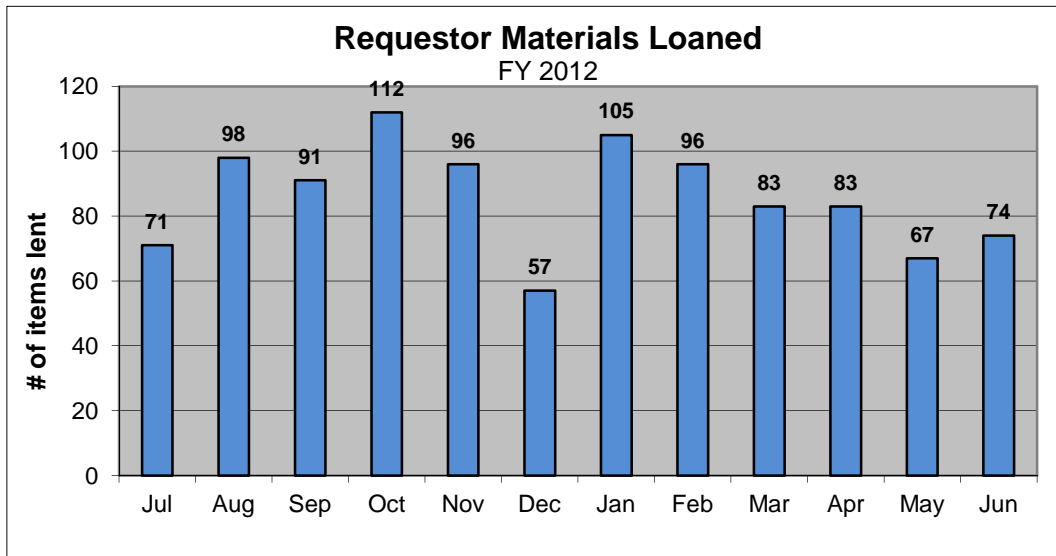


Appendix F

Requestor Materials Loaned by Blake Library - FY2012

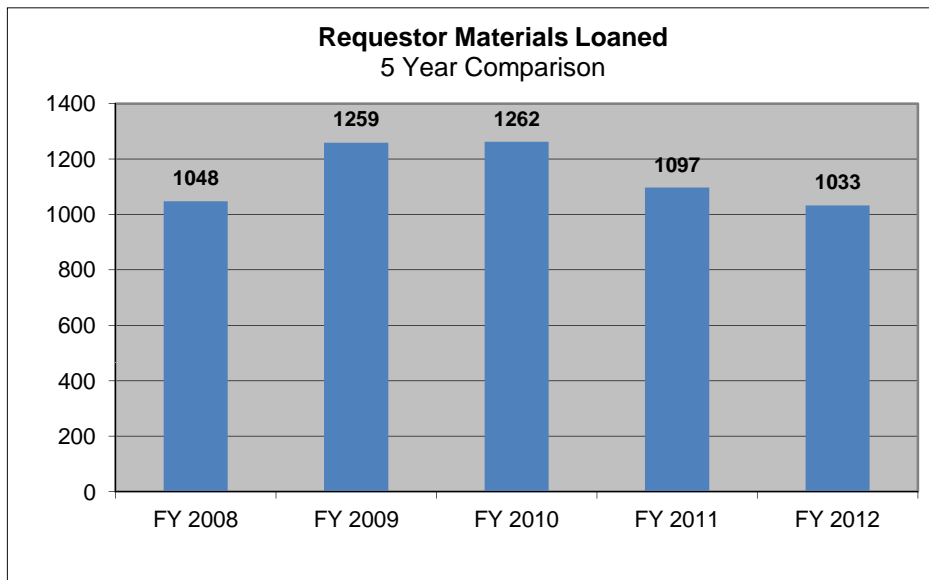
Location	Jul	Aug	Sep	Oct	Nov	Dec	Jan	Feb	Mar	Apr	May	Jun	Total	%of Total
UMPI	0	1	4	1	4	1	4	2	1	2	1	0	21	2.03%
POR/GOR	16	17	21	19	11	13	28	17	21	25	12	14	214	20.72%
UMA	4	8	13	12	8	5	11	7	6	5	4	5	88	8.52%
UMO	10	22	14	25	17	7	16	16	9	19	9	7	171	16.55%
UMF	5	5	9	16	12	5	8	6	9	11	3	7	96	9.29%
LAW	0	3	1	2	3	0	0	1	1	0		1	12	1.16%
FK	1	2	1	4	0	0	4	4	2	1	1	5	25	2.42%
UMM	2	2	4	2	1	0	5	1	3	1	3	1	25	2.42%
LEW/AUB	0	0	0	0	0	0	0	0	0	0		0	0	0.00%
BPL	24	34	19	23	28	21	20	32	23	15	27	26	292	28.27%
MSL	9	4	5	8	12	5	9	10	8	4	7	8	89	8.62%
OTHER*	0	0	0	0	0	0	0	0	0	0	0	0	0	0.00%
TOTAL	71	98	91	112	96	57	105	96	83	83	67	74	1033	100.00%

* NOTE: OTHER includes Leg., BCL, and Misc. requests.



**Requestor Materials Loaned by Blake Library
5 Year Comparison**

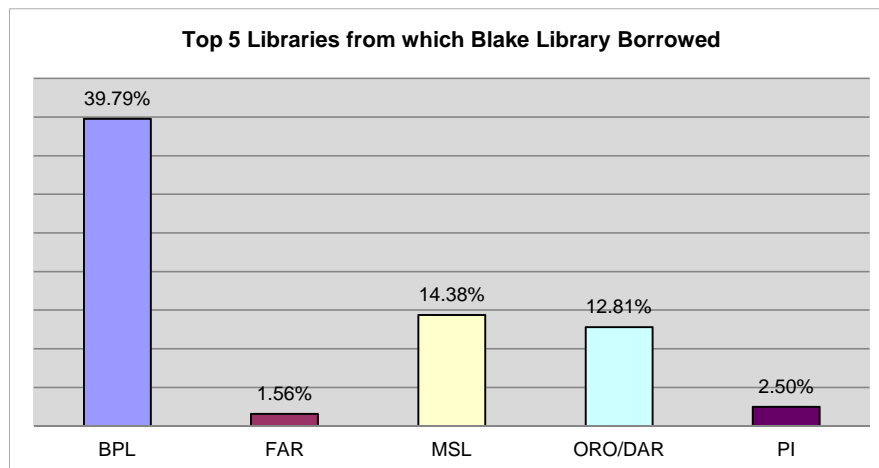
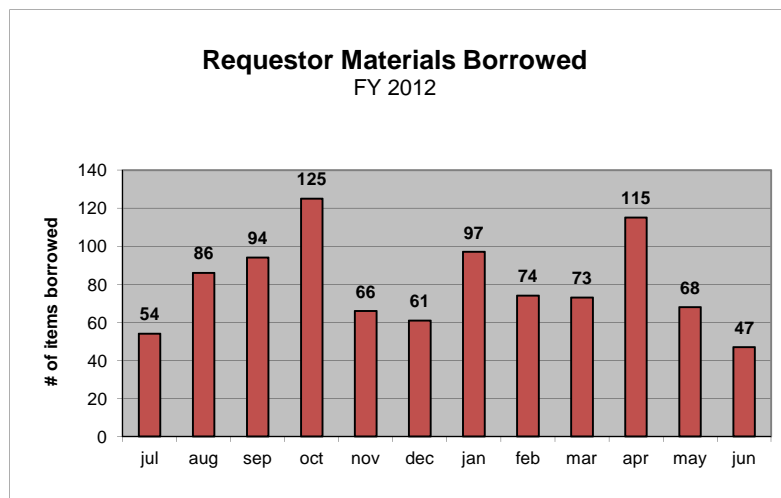
MONTH	FY 2008	FY 2009	FY 2010	FY 2011	FY 2012
JUL	4	82	75	66	71
AUG	53	71	80	85	98
SEP	97	115	133	143	91
OCT	128	142	131	108	112
NOV	111	121	118	93	96
DEC	69	71	86	65	57
JAN	123	96	127	99	105
FEB	89	142	112	83	96
MAR	106	132	110	102	83
APR	84	107	120	84	83
MAY	85	84	69	82	67
JUN	99	96	101	87	74
TOTAL	1048	1259	1262	1097	1033



Requestor Materials Borrowed by Blake Library Patrons - FY2012

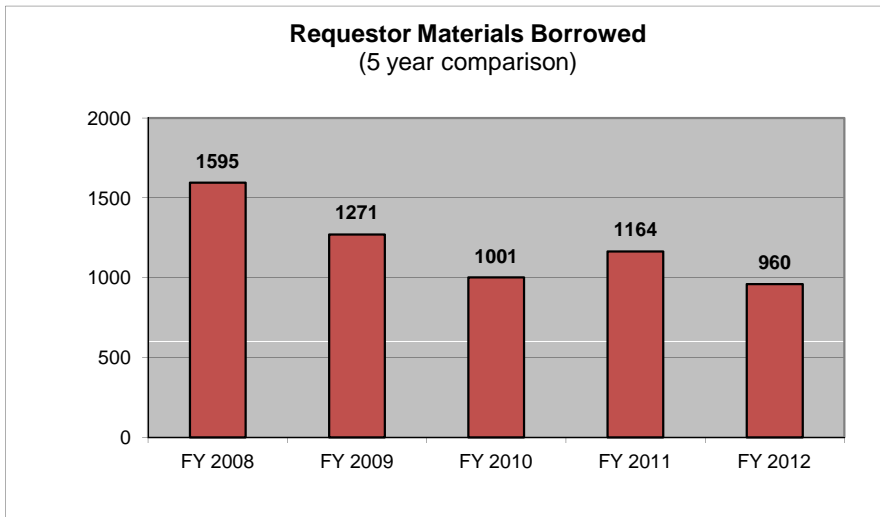
Location	jul	aug	sep	oct	nov	dec	jan	feb	mar	apr	may	jun	Total	%of Total
AUG	0	2	4	4	0	4	2	2	1	5	3	1	28	2.92%
BCL	0		0	2	3	0	3	1	2	5	1	1	18	1.88%
BPL	32	29	25	53	29	22	34	25	31	49	30	23	382	39.79%
FAR	0	3	1	3	1	1	1	0	0	3	2	0	15	1.56%
FK	1	2	1	4	0	0	4	4	2	1	1	5	25	2.60%
LAW	0		0	0	0	0	0	0	0	2	0	0	2	0.21%
LEG	0		2	1	0	0	0	0	0	0	0	0	3	0.31%
MAC	1	2	3	3	0	4	1	2	1	2	2	1	22	2.29%
MSL	5	17	14	19	9	10	16	9	10	12	12	5	138	14.38%
ORO/DAR	4	10	22	19	5	3	14	14	9	15	4	4	123	12.81%
PI	2	2	5	1	2	3	0	1	2	3	3	0	24	2.50%
USM: GOR	0	1	3	3	1	1	1	1	2	2	0	0	15	1.56%
LEW	0	3	3	1	1	2	4	0	2	2	0	0	18	1.88%
POR	2	3	3	2	4	1	3	4	1	1	0	0	24	2.50%
no location	0	0	0	0	0	0	0	0	0	0	0	0	0	0.00%
TITLE LEVEL*	7	12	8	10	11	10	14	11	10	13	10	7	123	12.81%
TOTAL	54	86	94	125	66	61	97	74	73	115	68	47	960	100.00%

* temporarily used



**Requestor Materials Borrowed by Blake Library
5 Year Comparison**

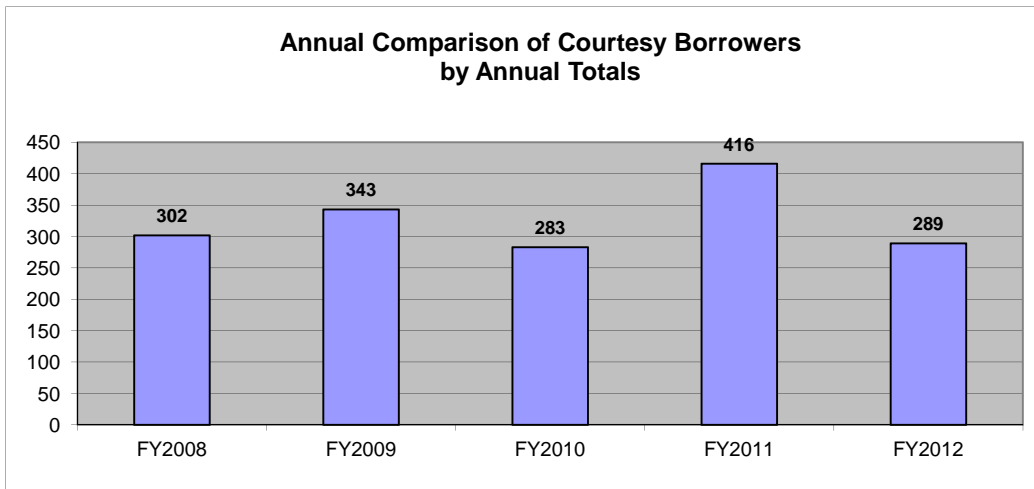
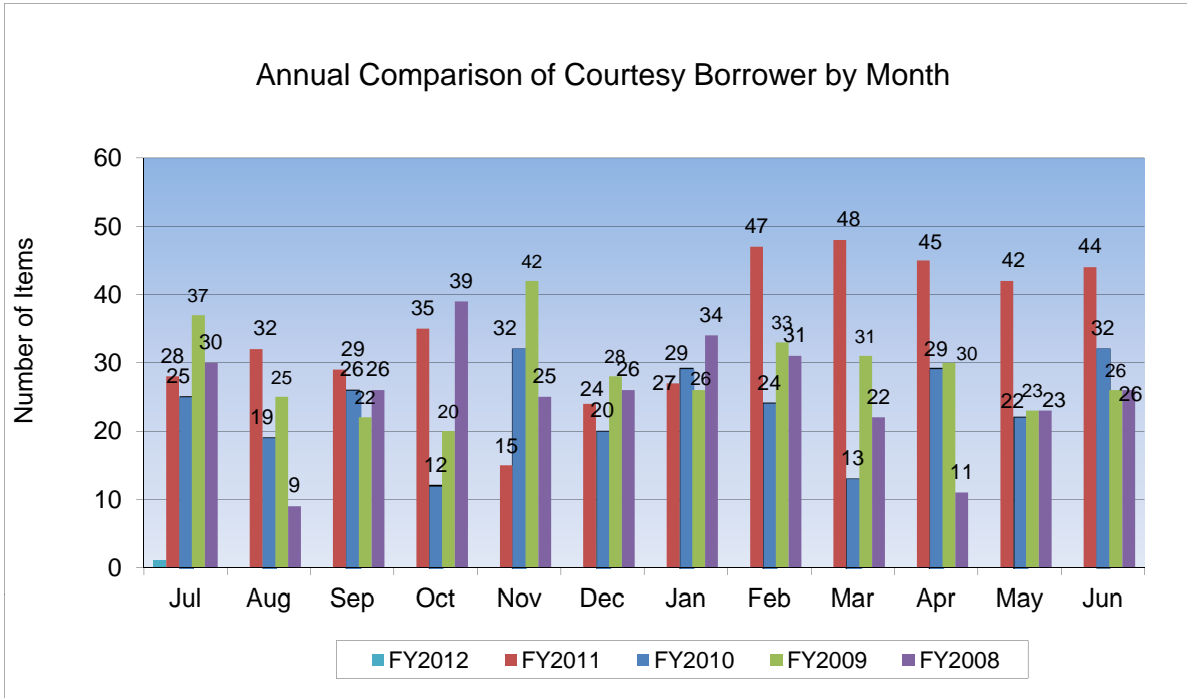
MONTH	FY 2008	FY 2009	FY 2010	FY 2011	FY 2012
JUL	68	89	45	59	54
AUG	38	66	54	72	86
SEP	105	132	82	86	94
OCT	198	129	114	132	125
NOV	459	155	107	104	66
DEC	80	72	71	63	61
JAN	98	64	78	126	97
FEB	153	146	89	102	74
MAR	181	197	80	137	73
APR	85	109	109	101	115
MAY	69	48	85	79	68
JUN	61	64	87	103	47
TOTAL	1595	1271	1001	1164	960



Courtesy Borrower Statistics for Requestor * - FY2012

	Jul	Aug	Sep	Oct	Nov	Dec	Jan	Feb	Mar	Apr	May	Jun	Total	All UMFK	% of Total
FY2008	30	9	26	39	25	26	34	31	22	11	23	26	302	1595	18.93%
FY2009	37	25	22	20	42	28	26	33	31	30	23	26	343	1276	26.88%
FY2010	25	19	26	12	32	20	29	24	13	29	22	32	283	1001	28.27%
FY2011	28	32	29	35	15	24	27	47	48	45	42	44	416	1164	35.74%
FY2012	36	47	7	18	12	11	28	23	21	31	35	20	289	960	30.10%

*Ptypes 83 (community borrowers) and 84 (public school borrowers) are used to tally these statistics



Requestor Use by FK Patron Types - FY2012

	Jul	Aug	Sep	Oct	Nov	Dec	Jan	Feb	Mar	Apr	May	Jun	Total	% of Total
Faculty	0	3	17	3	2	14	4	3	3	6	1	4	60	6.25%
Student	3	17	37	69	31	8	39	21	30	51	8	9	323	33.65%
Staff	15	18	33	35	20	28	26	27	19	27	24	14	286	29.79%
Community	36	42	7	18	12	9	28	22	21	30	35	20	280	29.17%
ILL	0	1	0	0	1	0	0	0	0	0	0	0	2	0.21%
Public School	0	5	0	0	0	2	0	1	0	0	0	0	8	0.83%
Special	0	0	0	0	0	0	0	0	0	1	0	0	1	0.10%
Totals	54	86	94	125	66	61	97	74	73	115	68	47	960	100.00%

