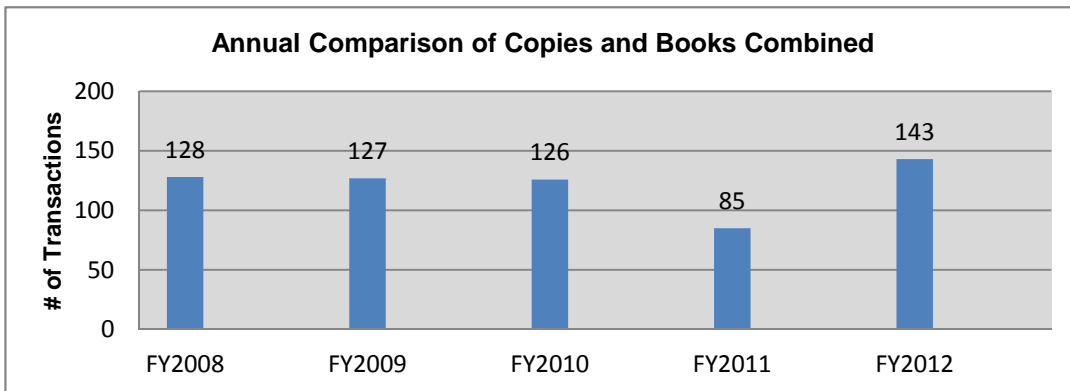
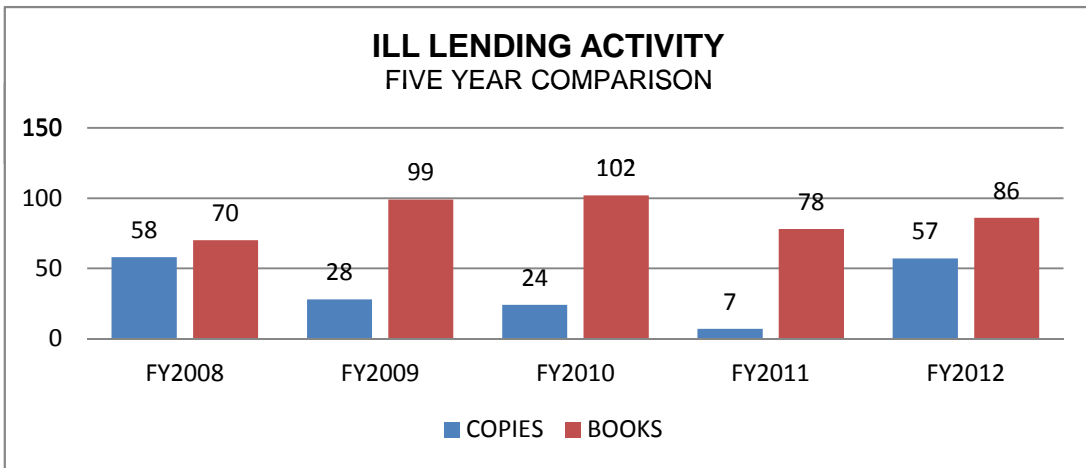


Annual Comparison of Interlibrary Loan Lending Activity

(total requests)

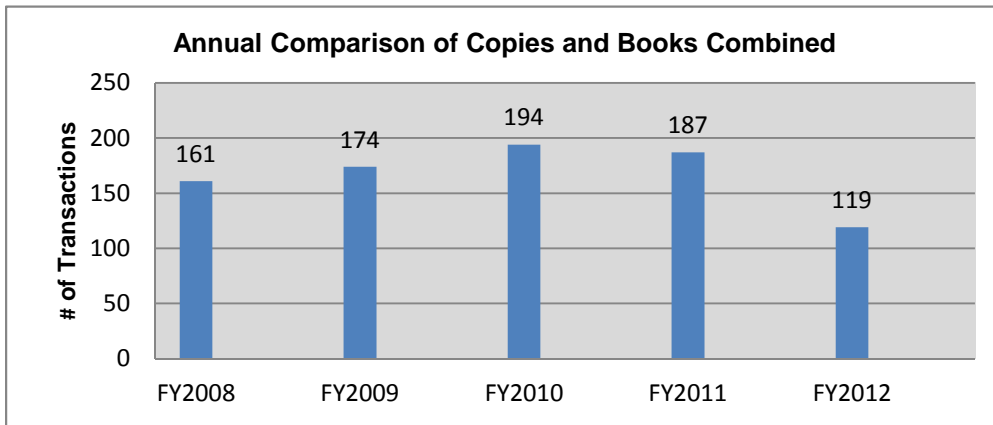
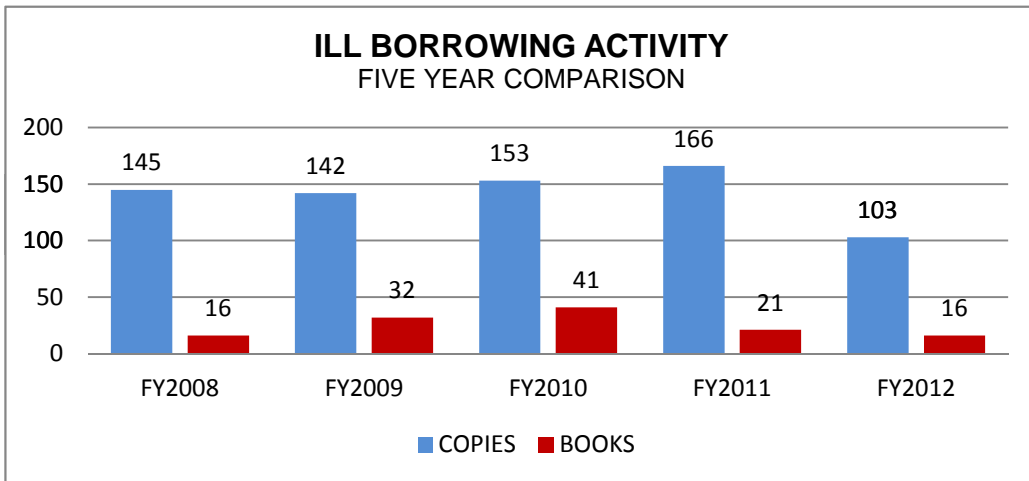
	FY2008		FY2009		FY2010		FY2011		FY2012	
	COPIES	BOOKS	COPIES	BOOKS	COPIES	BOOKS	COPIES	BOOKS	COPIES	BOOKS
JUL	5	1	3	5	7	10	0	5	1	2
AUG	7	10	2	6	0	7	1	5	1	4
SEP	5	3	2	13	1	17	0	4	2	9
OCT	5	8	4	5	1	7	0	4	4	7
NOV	6	2	1	6	4	2	0	9	5	4
DEC	7	7	5	13	3	2	1	9	5	8
JAN	2	6	2	4	0	16	1	10	11	18
FEB	6	4	2	15	2	8	1	13	5	7
MAR	3	8	1	9	4	12	0	9	8	8
APR	7	6	3	11	0	10	0	1	5	7
MAY	2	14	2	7	2	9	2	7	5	2
JUNE	3	1	1	5	0	2	1	2	5	10
TOTAL	58	70	28	99	24	102	7	78	57	86
TOTAL ALL	128		127		126		85		143	



Annual Comparison of Interlibrary Loan Borrowing Activity

(total requests)

	FY2008		FY2009		FY2010		FY2011		FY2012	
	COPIES	BOOKS	COPIES	BOOKS	COPIES	BOOKS	COPIES	BOOKS	COPIES	BOOKS
JUL	11	0	8	3	5	4	1	0	3	7
AUG	9	4	4	1	0	2	3	0	2	2
SEP	21	1	1	0	7	1	16	4	12	0
OCT	33	1	28	1	21	3	36	2	10	3
NOV	11	1	10	2	19	3	13	0	12	1
DEC	10	2	4	3	4	5	7	0	5	0
JAN	5	0	1	4	5	2	30	1	0	0
FEB	4	0	18	3	11	7	23	1	29	0
MAR	14	1	13	4	10	7	13	3	16	0
APR	15	2	15	3	21	3	5	4	10	0
MAY	7	3	11	4	6	3	5	2	3	1
JUNE	5	1	29	4	44	1	14	4	1	2
TOTAL	145	16	142	32	153	41	166	21	103	16
TOTAL ALL	161		174		194		187		119	

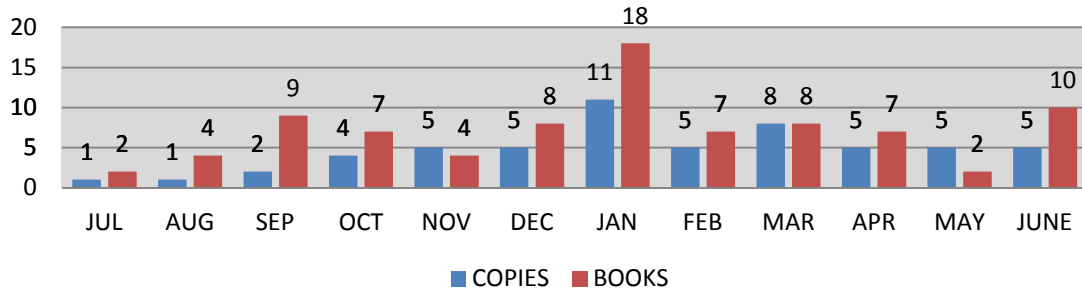


Monthly Totals for ILL Lending and Borrowing FY 2012

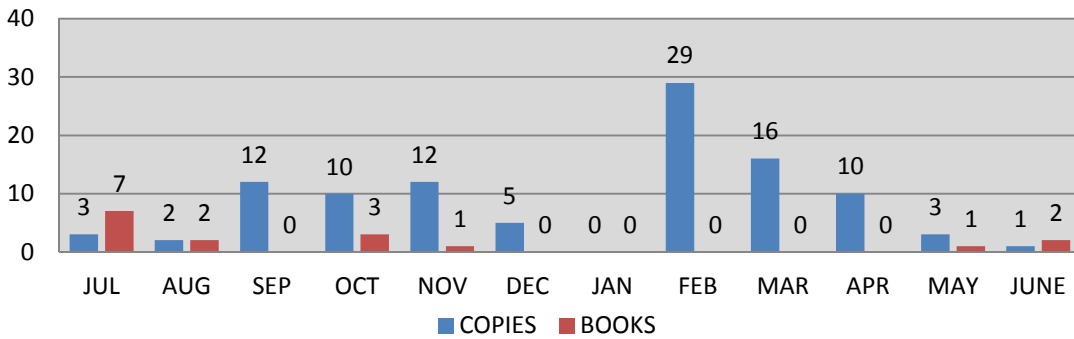
	Borrowing	
	books	copies
JUL	7	3
AUG	2	2
SEP	0	12
OCT	3	10
NOV	1	12
DEC	0	5
JAN	0	0
FEB	0	29
MAR	0	16
APR	0	10
MAY	1	3
JUNE	2	1
TOTAL	16	103

	Lending	
	books	copies
JUL	2	1
AUG	4	1
SEP	9	2
OCT	7	4
NOV	4	5
DEC	8	5
JAN	18	11
FEB	7	5
MAR	8	8
APR	7	5
MAY	2	5
JUNE	10	5
TOTAL	86	57

**Monthly Comparison Lending - FY2012
Copies and Books**



**Monthly Comparison Borrowing - FY2012
Copies and Books**



Top Requested Journals FY2012

