

Appendix C

**Circulation Checkout Statistics - FY 2016**

**CHECKOUT STATISTICS BY ITEM TYPES AT FORT KENT**

ITEM TYPE	FY2012	FY2013	FY2014	FY2015	FY2016	% Change
AUDIOCASSETTE	1	0	3	0	0	N/A
BOOK	2883	2703	2636	2294	1826	-20%
COMPACT DISK	32	39	32	20	11	-45%
SCORES	0	2	1	3	1	-67%
KIT	3	3	1	2	0	-100%
SERIAL	0	0	1	1	1	0%
VIDEOCASSETTE	24	5	12	13	14	8%
ONE DAY	3	0	0	0	0	N/A
2 HOUR	30	2	8	2	20	900%
3 DAY	0	1	2	15	8	-47%
7 DAY	441	497	1087	955	684	-28%
24 HOURS / 1 DAY	72	74	43	30	54	80%
14 DAY	497	378	366	586	136	-77%
2 HOUR (NO OVERNIGHT)	1502	1089	751	538	1097	104%
3 DAY RESERVE EQUIP.	168	136	136	96	119	24%
GOV DOC	0	0	0	0	1	N/A
NEWSPAPER	11	6	6	1	3	200%
2 DAY	0	0	0	3	0	N/A
SOFTWARE	0	1	1	3	0	-100%
48 HOURS	0	3	0	0	0	N/A
4 HOUR	0	0	0	0	3	N/A
4 HOUR (NO OVERNIGHT)	230	215	476	246	63	-74%
DVD	1712	1653	2146	1474	828	-44%
AUDIO BOOK	146	116	51	89	53	-40%
VIDEODISK	0	0	0	0	0	N/A
REQUESTABEL VIDEO	197	109	121	79	73	-8%
REALIA	0	0	0	0	0	N/A
GAME	0	0	0	0	0	N/A
MAP	0	0	1	0	0	N/A
MANUSCRIPT	0	0	8	0	0	N/A
PICTURE	0	0	1	0	0	N/A
<b>TOTAL</b>	<b>7952</b>	<b>7032</b>	<b>7890</b>	<b>6450</b>	<b>4995</b>	<b>-23%</b>

**CHECKOUT STATISTICS BY LOCATION TYPE AT FORT KENT**

LOCATION	FY2012	FY2013	FY2014	FY2015	FY2016	% Change
Acadian Reference	31	48	58	21	24	14%
Acadian Archives Circulation	1	3	5	0	0	N/A
Curriculum Collection	283	208	81	89	38	-57%
Acadian Archives Media	7	14	14	12	30	150%
Maine Documents	0	0	0	0	1	N/A
Juvenile	496	376	364	587	136	-77%
Maker Space					3	N/A
Media	2226	2090	2829	1911	1089	-43%
Old Model School					1	N/A
Oversize	25	27	21	28	28	0%
Young Adult	394	297	323	269	189	-30%
Reference	12	0	3	4	5	25%
Reserve	2046	1637	1953	1559	1869	20%
Special Collections	0	1	1	3	0	-100%
Stacks	2413	2329	2235	1967	1582	-20%
Periodicals	0	1	0	0	0	N/A
Loar	18	1	0	0	0	N/A
ILL	0	0	2	0	0	N/A
UMFK	0	0	1	0	0	N/A
<b>TOTAL</b>	<b>7952</b>	<b>7032</b>	<b>7890</b>	<b>6450</b>	<b>4995</b>	<b>-23%</b>

## Fort Kent Circulation Transactions Breakdown: Two Year Comparison

**FY2016**

**Material Type**

Patron Type	Totals	Material Type													
		CUR	*ACAD CIRC	ACAD MED	JUV	MEDIA	OVR	REF	RES	STA	KYA	SP COL	MAKE	ME DOC	OMS
FK Faculty	401	3	0	4	9	223	0	0	101	53	8	0	0	0	0
FK Student	2132	23	2	0	38	234	2	1	1491	308	29	0	3	1	0
FK Staff	489	0	2	17	23	83	1	3	247	105	7	0	0	0	1
FK Community	823	7	14	9	51	476	14	1	26	205	20	0	0	0	0
FK Public School	117	5	0	0	15	29	0	0	2	23	43	0	0	0	0
FK ILL	44	0	0	0	0	10	0	0	0	28	6	0	0	0	0
FK Special	12	0	6	0	0	0	0	0	1	5	0	0	0	0	0
UMFK unknown	0	0	0	0	0	0	0	0	0	0	0	0	0	0	0
<b>Total</b>	<b>4018</b>	<b>38</b>	<b>24</b>	<b>30</b>	<b>136</b>	<b>1055</b>	<b>17</b>	<b>5</b>	<b>1868</b>	<b>727</b>	<b>113</b>	<b>0</b>	<b>3</b>	<b>1</b>	<b>1</b>

\* Includes karca and karc totals

FY2014 removed MEDOC, LOAR and OMS columns due to diminishing usage of material types; added UMFK unknown.

FY2016 removed ILL and UMFK columns; reintroduced MEDOC and OMS as itype was used; added MAKE column.

**FY2015**

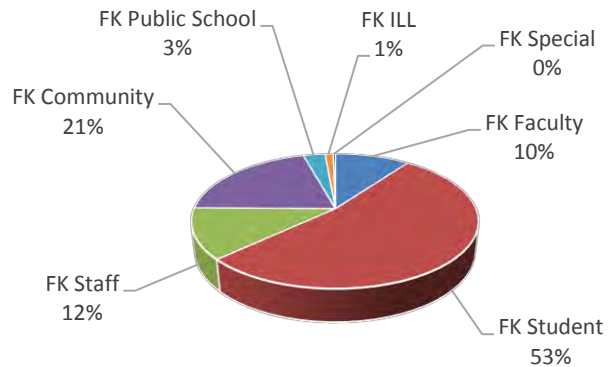
**Material Type**

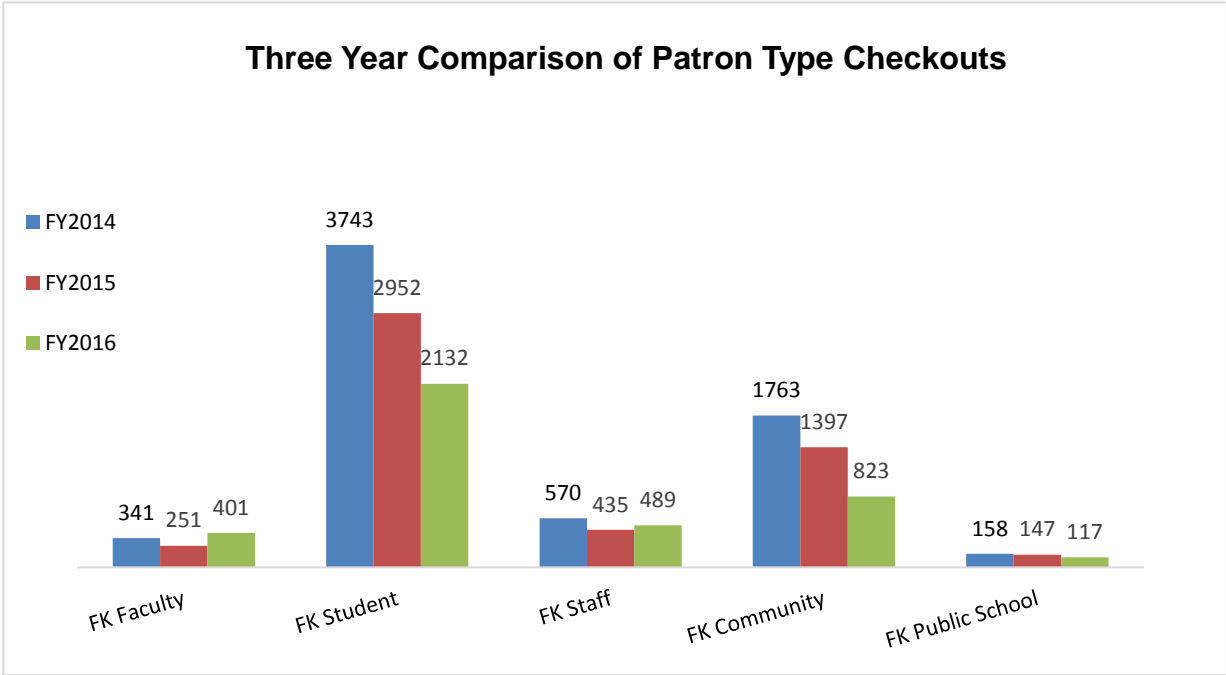
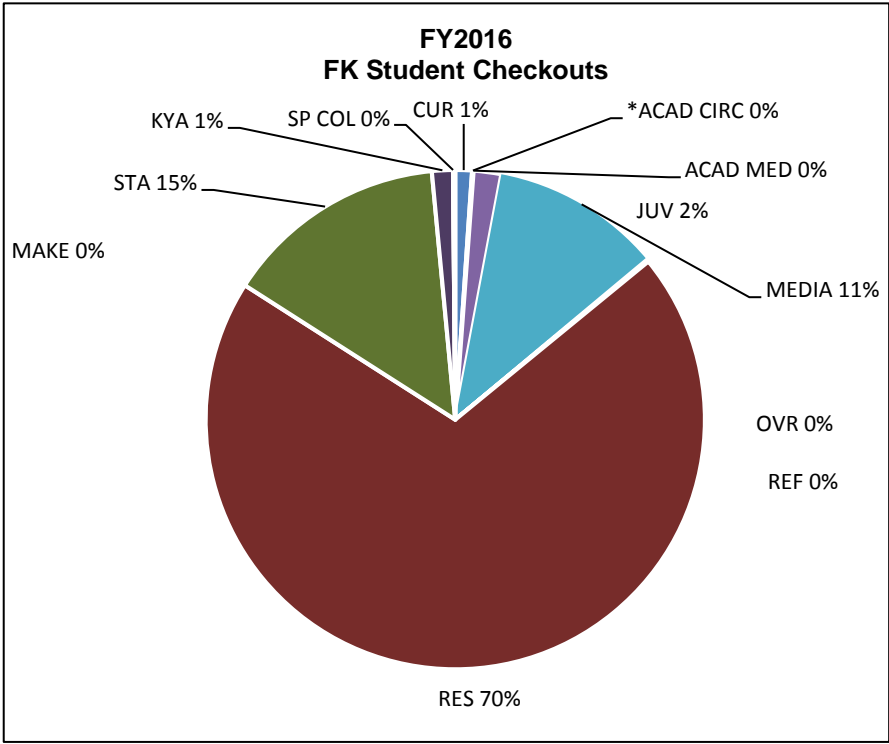
Patron Type	Totals	Material Type													
		CUR	*ACAD CIRC	ACAD MED	JUV	MEDIA	OVR	REF	RES	STA	KYA	SP COL	PER	ILL	UMFK
FK Faculty	251	10	5	0	17	91	0	0	70	57	1	0	0	0	0
FK Student	2952	46	8	2	465	698	1	2	1273	397	57	3	0	0	0
FK Staff	435	1	1	1	30	99	2	2	186	91	22	0	0	0	0
FK Community	1397	18	7	9	65	911	15	0	24	307	41	0	0	0	0
FK Public School	147	14	0	0	9	30	0	0	3	14	77	0	0	0	0
FK ILL	47	0	0	0	1	7	3	0	0	34	2	0	0	0	0
FK Special	3	0	0	0	0	2	0	0	0	1	0	0	0	0	0
UMFK unknown	0	0	0	0	0	0	0	0	0	0	0	0	0	0	0
<b>Total</b>	<b>5232</b>	<b>89</b>	<b>21</b>	<b>12</b>	<b>587</b>	<b>1838</b>	<b>21</b>	<b>4</b>	<b>1556</b>	<b>901</b>	<b>200</b>	<b>3</b>	<b>0</b>	<b>0</b>	<b>0</b>

**Annual Comparison**

Patron Type	FY2014	FY2015	FY2016
FK Faculty	341	251	401
FK Student	3743	2952	2132
FK Staff	570	435	489
FK Community	1763	1397	823
FK Public School	158	147	117
FK ILL	50	47	44
FK Special	7	3	12
UMFK unknown	1	0	0
<b>Total</b>	<b>6633</b>	<b>5232</b>	<b>4018</b>

**FY2016 FK Patron Checkout Comparison**





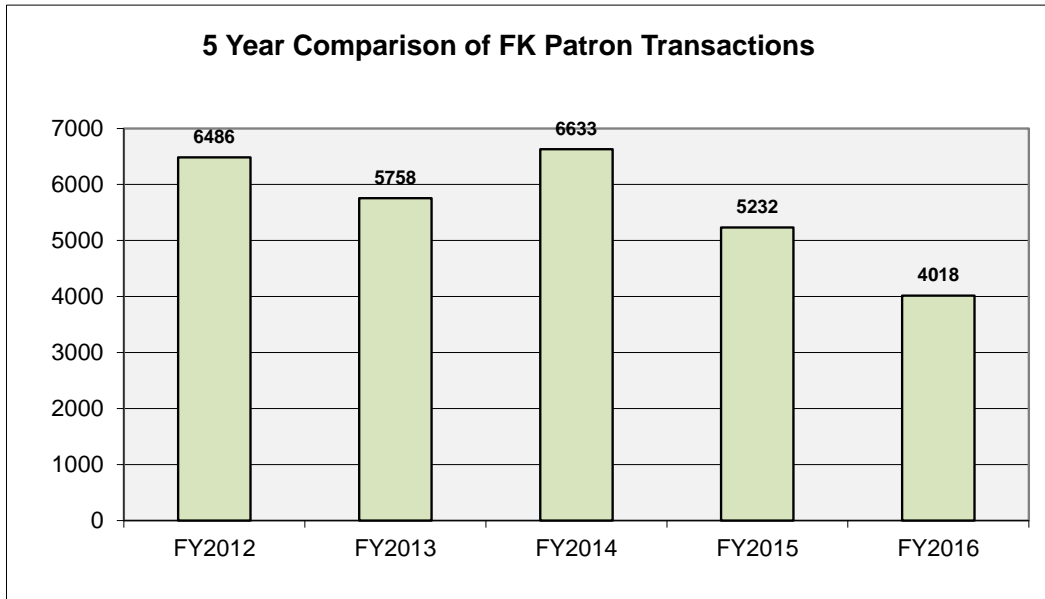
## Fort Kent Circulation Transactions by Patron Type

### UMS Patron Type (includes FK patrons)

	FY2012		FY2013		FY2014		FY2015		FY2016	
	#Trans	%Total	#Trans	%Total	#Trans	%Total	#Trans	%Total	#Trans	%Total
<b>Freshmen</b>	868	10.92%	591	8.40%	721	9.14%	574	8.90%	413	8.27%
<b>Sophmores</b>	530	7%	721	10%	585	7.41%	755	11.71%	550	11.01%
<b>Juniors</b>	779	10%	660	9%	795	10.08%	607	9.41%	424	8.49%
<b>Seniors</b>	2213	28%	1666	24%	1843	23.36%	1171	18.16%	865	17.32%
<b>Masters</b>	74	1%	65	1%	59	0.75%	64	0.99%	27	0.54%
<b>Doctorals</b>	14	0%	12	0%	13	0.16%	17	0.26%	11	0.22%
<b>Law</b>	3	0%	2	0%	1	0.01%	5	0.08%	3	0.06%
<b>Special (not coded)</b>	1116	14%	1997	28%	2183	27.67%	1667	25.84%	1774	35.52%
<b>Other (blank)</b>	2355	30%	1318	19%	1690	21.42%	1590	24.65%	928	18.58%
<b>Total</b>	<b>7952</b>	<b>100.00%</b>	<b>7032</b>	<b>100.00%</b>	<b>7890</b>	<b>100.00%</b>	<b>6450</b>	<b>100.00%</b>	<b>4995</b>	<b>100.00%</b>

### FK Patron Type

	FY2012		FY2013		FY2014		FY2015		FY2016	
	#Trans	%Total	#Trans	%Total	#Trans	%Total	#Trans	%Total	#Trans	%Total
<b>FK Students</b>	4122	63.55%	3415	59.31%	3744	56.45%	2949	56.36%	2132	53.06%
<b>FK Faculty/Staff</b>	1158	17.85%	982	17.05%	911	13.73%	689	13.17%	890	22.15%
<b>FK Courtesy</b>	1114	17.18%	1274	22.13%	1921	28.96%	1544	29.51%	940	23.39%
<b>Non FK Patrons</b>	92	1.42%	87	1.51%	57	0.86%	50	0.96%	56	1.39%
<b>Total</b>	<b>6486</b>	<b>100.00%</b>	<b>5758</b>	<b>100.00%</b>	<b>6633</b>	<b>100.00%</b>	<b>5232</b>	<b>100.00%</b>	<b>4018</b>	<b>100.00%</b>



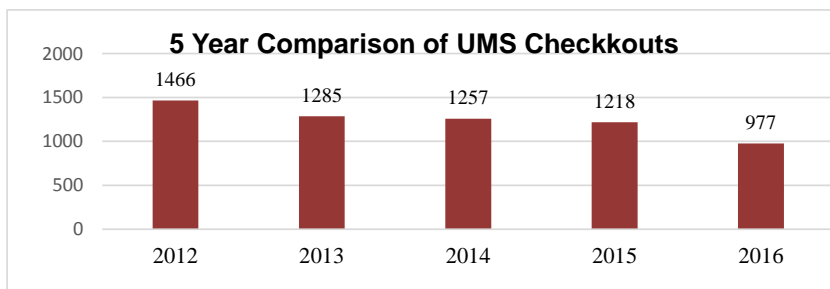
**A Comparative look at FK Patron Checkout vs. Other UMS Patrons  
FY 2016**

LOCATION	ALL UMS	Fort Kent Patrons						UMFK Totals	UMS Difference*
	Totals	Faculty	Student	Staff	Courtesy	ILL	Other		
Acadian Reference	24	0	2	2	14	0	6	24	0
Acadian Circulating	0	0	0	0	0	0	0	0	0
Curriculum Collection	38	3	23	0	12	0	0	38	0
Acadian Archives Media	30	4	0	17	9	0	0	30	0
Maine Documents	1	0	0	1	0	0	0	1	0
Juvenile	136	9	38	23	66	0	0	136	0
Maker Space	3	0	3	0	0	0	0	3	0
Media	1089	223	234	83	505	10	0	1055	34
Old Model School	1	0	1	0	0	0	0	1	0
Oversize	28	0	2	1	14	0	0	17	11
Young Adult	189	8	29	7	63	6	0	113	76
Reference	5	0	1	3	1	0	0	5	0
Reserve	1869	101	1491	247	28	0	1	1868	1
Special Collections	0	0	0	0	0	0	0	0	0
Stacks	1582	53	308	105	228	28	5	727	855
Periodicals	0	0	0	0	0	0	0	0	0
<b>TOTAL</b>	<b>4995</b>	<b>401</b>	<b>2132</b>	<b>489</b>	<b>940</b>	<b>44</b>	<b>12</b>	<b>4018</b>	<b>977</b>

\*The Difference represents all UMS patrons other than Fort Kent who checked out materials at the different locations.

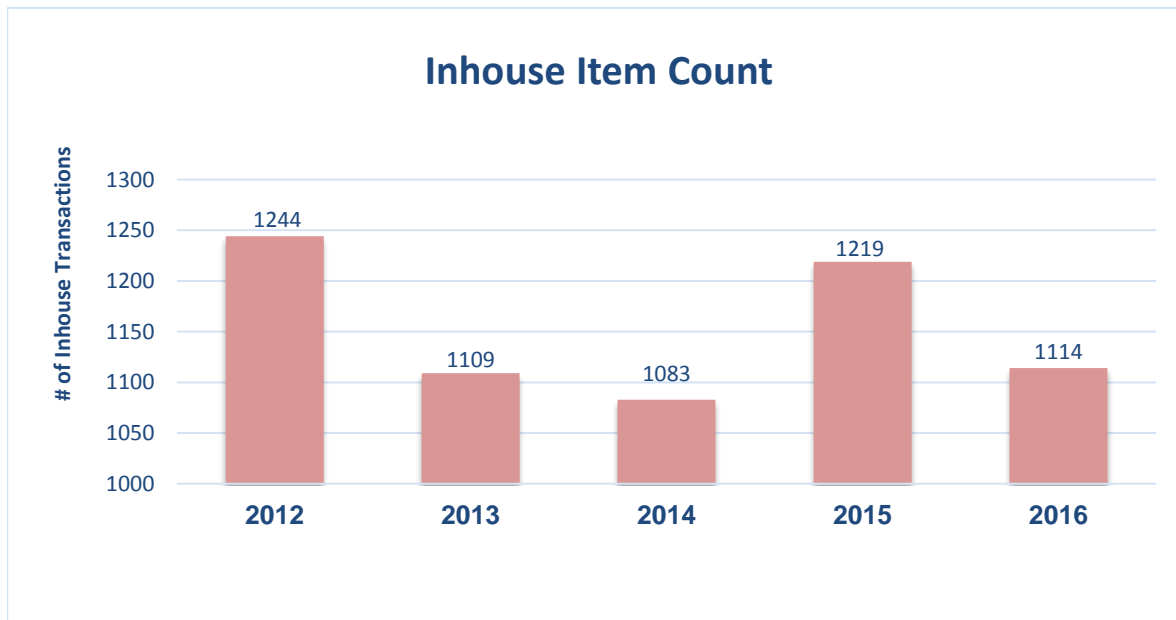
**University of Maine System Checkouts from Blake Library  
FY2016**

LOCATION	2012	2013	2014	2015	2016
Acadian Reference	0	2	3	0	0
Acadian Circulating	0	0	0	0	0
Curriculum Collection	0	0	0	0	0
Acadian Archives Media	0	0	0	0	0
Maine Documents	0	0	0	0	0
Juvenile	2	2	4	0	0
Maker Space	N/A	N/A	N/A	N/A	0
Media	79	46	75	73	34
Old Model School	0	0	0	0	0
Oversize	17	10	5	7	11
Young Adult	84	74	54	69	76
Reference	0	0	0	0	0
Reserve	2	2	2	3	1
Special Collections	0	1	0	0	0
Stacks	1282	1148	1114	1066	855
<b>TOTAL</b>	<b>1466</b>	<b>1285</b>	<b>1257</b>	<b>1218</b>	<b>977</b>



## INHOUSE COUNT STATISTICS BY ITEM LOCATION

FK ITEM LOCATION	2012	2013	2014	2015	2016	% Change
CURRICULUM COLL	174	36	34	64	56	-13%
JUVENILE	351	298	225	411	180	-56%
MEDIA	66	31	30	16	23	44%
OVERSIZE	10	10	2	20	21	5%
YOUNG ADULT	126	82	101	155	159	3%
REFERENCE	67	20	8	15	8	-47%
RESERVE	64	73	80	83	50	-40%
SPECIAL COLLECTIONS	39	91	43	45	112	149%
STACKS	341	467	560	407	498	22%
MAP	0	1	0	3	6	100%
MAINE DOC	0	0	0	0	1	N/A
LOAR	6	0	0	0	0	N/A
<b>TOTAL</b>	<b>1244</b>	<b>1109</b>	<b>1083</b>	<b>1219</b>	<b>1114</b>	<b>-9%</b>



**TOTAL CIRCULATION TRANSACTIONS BY TERMINAL NUMBER**

**JULY 2015 - JUNE 2016**

TERMINAL #	TOTAL	CHKOUTS	CHKINS	RENEWALS	HOLDS	RECALLS
540	12075	5448	5666	686	275	0
716	0	0	0	0	0	0
<b>TOTAL</b>	<b>12075</b>	<b>5448</b>	<b>5666</b>	<b>686</b>	<b>275</b>	<b>0</b>

\*\*Terminals 710 and 715 were removed from chart as they are not in use.

**JULY 2014 - JUNE 2015**

TERMINAL #	TOTAL	CHKOUTS	CHKINS	RENEWALS	HOLDS	RECALLS
540	15674	7106	7684	664	220	0
710	0	0	0	0	0	0
715	0	0	0	0	0	0
716	19	0	5	14	0	0
<b>TOTAL</b>	<b>15693</b>	<b>7106</b>	<b>7689</b>	<b>678</b>	<b>220</b>	<b>0</b>

**JULY 2013 - JUNE 2014**

TERMINAL #	TOTAL	CHKOUTS	CHKINS	RENEWALS	HOLDS	RECALLS
540	17043	8136	8302	594	11	0
710	0	0	0	0	0	0
715	0	0	0	0	0	0
716	414	0	0	71	343	0
<b>TOTAL</b>	<b>17457</b>	<b>8136</b>	<b>8302</b>	<b>665</b>	<b>354</b>	<b>0</b>

**JULY 2012 - JUNE 2013**

TERMINAL #	TOTAL	CHKOUTS	CHKINS	RENEWALS	HOLDS	RECALLS
540	16280	7646	7958	676	0	0
710	0	0	0	0	0	0
715	0	0	0	0	0	0
716	432	0	0	44	388	0
<b>TOTAL</b>	<b>16712</b>	<b>7646</b>	<b>7958</b>	<b>720</b>	<b>388</b>	<b>0</b>

**JULY 2011 - JUNE 2012**

TERMINAL #	TOTAL	CHKOUTS	CHKINS	RENEWALS	HOLDS	RECALLS
540	17305	8145	8421	739	0	0
710	0	0	0	0	0	0
715	0	0	0	0	0	0
716	92	0	0	92	0	0
<b>TOTAL</b>	<b>17397</b>	<b>8145</b>	<b>8421</b>	<b>831</b>	<b>0</b>	<b>0</b>

fkcirc = 710 (all fkcirc character based logins)

fkstaff = 715 (all fkstaff logins)

webfk = 716 (all fk webpac logins) - patrons signing in to their account through URSUS