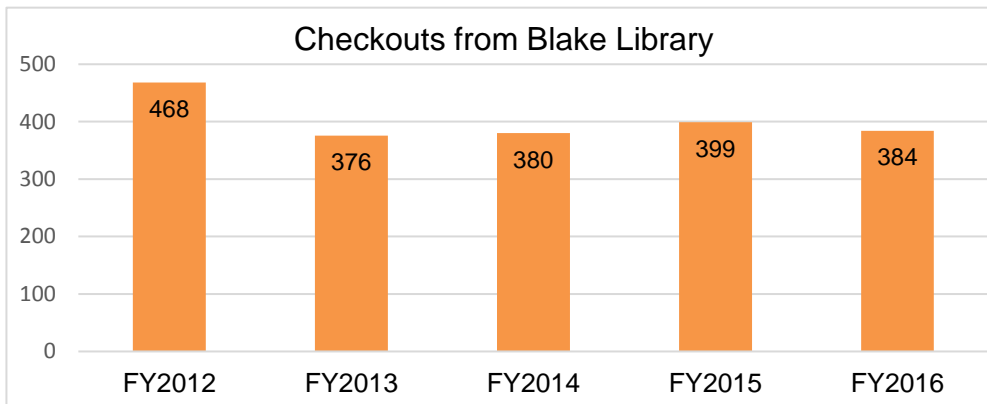


Appendix E

**Maine InfoNet
Yearly Comparison**

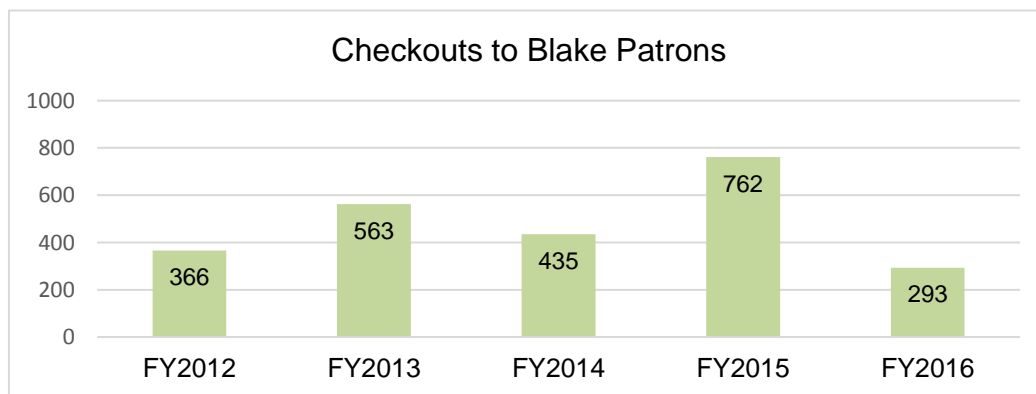
LENDING

	FY2012	FY2013	FY2014	FY2015	FY2016
Maine InfoNet	468	376	380	399	384
**Portland Public Library	103	95	92	88	95



BORROWING

	FY2012	FY2013	FY2014	FY2015	FY2016
Maine InfoNet	366	563	435	762	293
** Portland Public Library	81	121	80	168	77

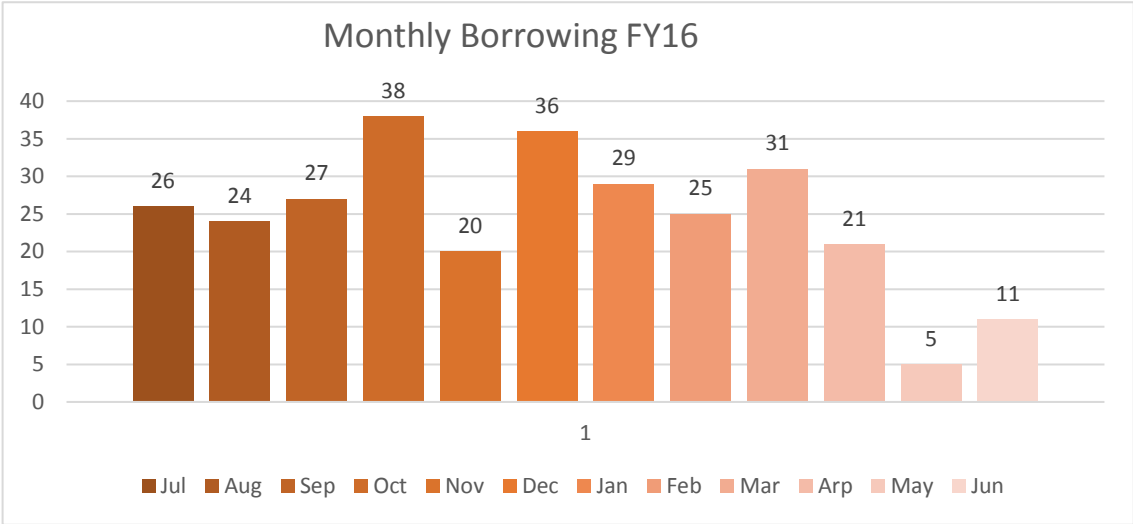


Maine InfoNet lending and borrowing includes: Minerva database transactions, Holdings database, Bates, Bowdoin, Colby, Maine College of Art, Maine Maritime Academy, Portland Public Library and University of New England combined into one grouping.

** Denotes library with the most activity within this grouping.

Maine Info Net Monthly Borrowing Activity
 Checkouts to Blake

	Jul	Aug	Sep	Oct	Nov	Dec	Jan	Feb	Mar	Apr	May	Jun
Info Net libraries	26	24	27	38	20	36	29	25	31	21	5	11



Maine Info Net Monthly Lending Activity
 Checkouts from Blake

	Jul	Aug	Sep	Oct	Nov	Dec	Jan	Feb	Mar	Apr	May	Jun
Info Net libraries	35	37	33	38	38	31	34	42	32	29	7	28

