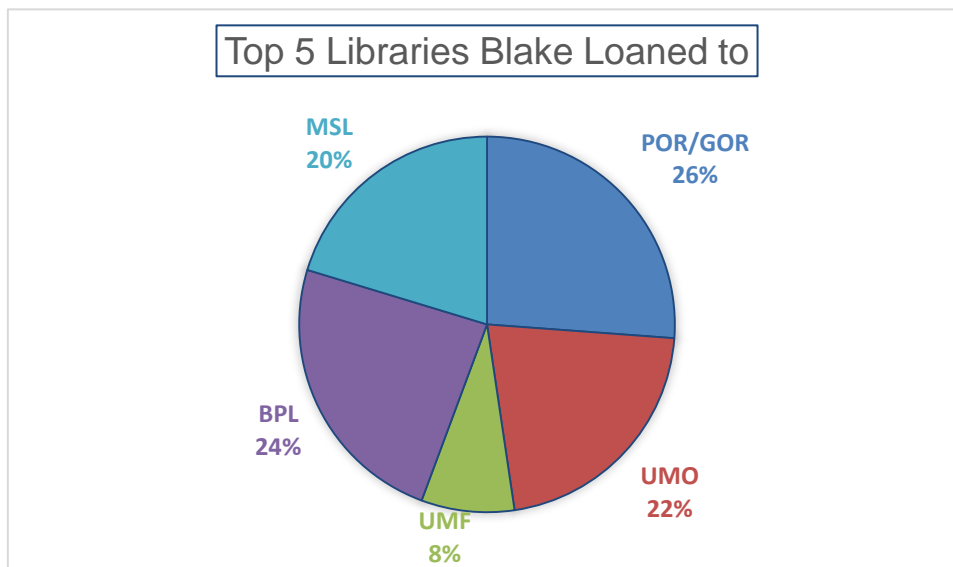
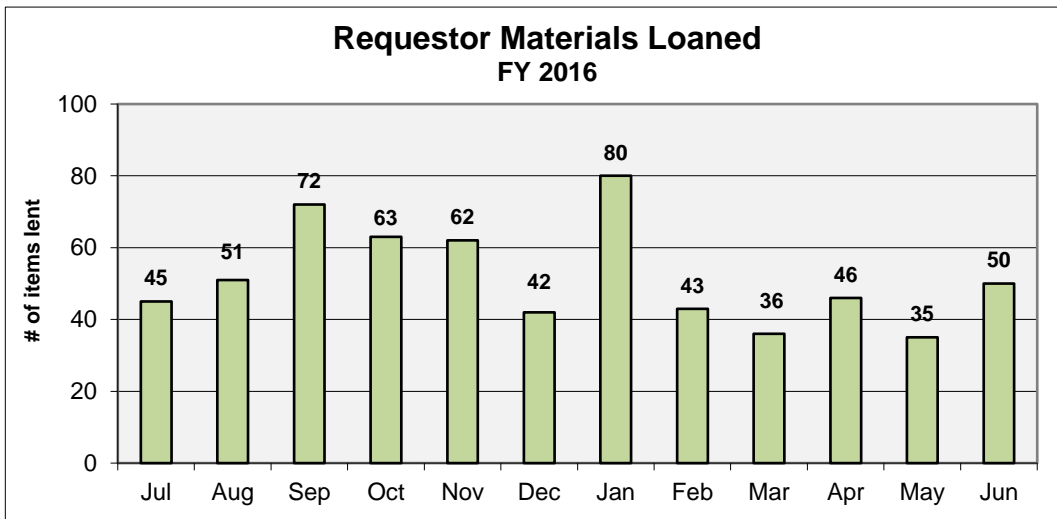


Appendix F

Requestor Materials Loaned by Blake Library - FY2016

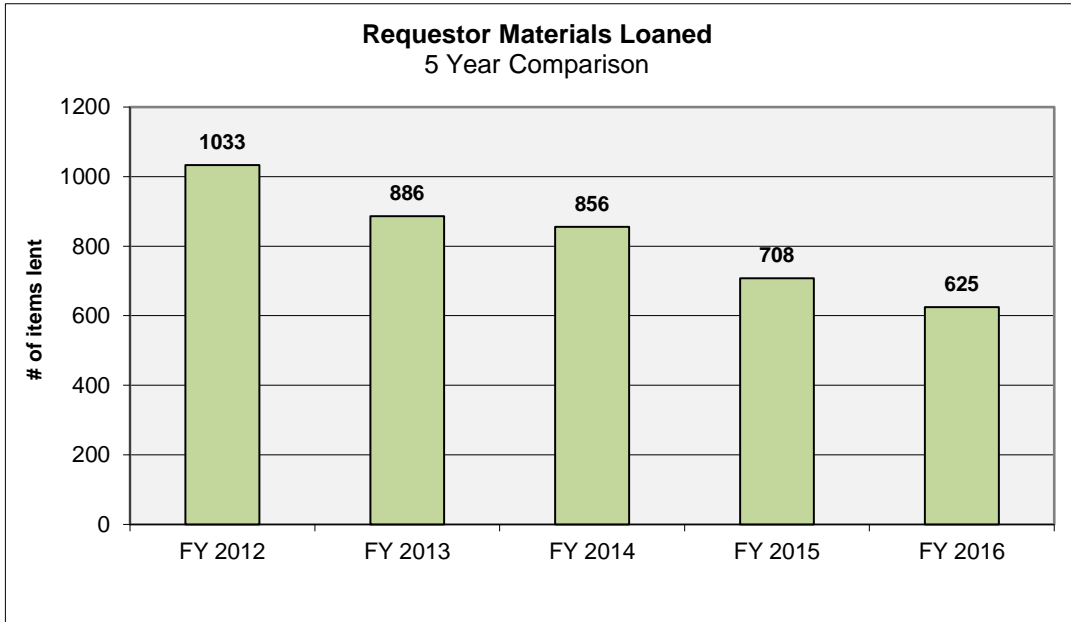
Location	Jul	Aug	Sep	Oct	Nov	Dec	Jan	Feb	Mar	Apr	May	Jun	Total	%of Total
UMPI	2	0	5	3	1	0	1	0	0	0	0	0	12	1.92%
POR/GOR	7	7	15	13	18	8	32	9	6	6	7	6	134	21.44%
UMA	3	3	4	4	6	2	2	8	4	2	2	2	42	6.72%
UMO	10	7	15	7	12	14	13	9	2	12	4	5	110	17.60%
UMF	3	4	2	3	0	3	6	2	5	7	3	3	41	6.56%
LAW	0	1	1	1	2	1	0	0	0	0	0	0	6	0.96%
FK	2	4	6	4	6	1	4	0	3	1	2	8	41	6.56%
UMM	0	0	0	2	2	0	1	1	1	0	1	1	9	1.44%
LEW/AUB	0		0	0	0		0	0	0	0	0	0	0	0.00%
BPL	11	16	11	16	7	2	6	9	7	12	5	21	123	19.68%
MSL	7	9	13	10	8	10	14	4	8	6	11	4	104	16.64%
OTHER*	0	0	0	0	0	1	1	1	0	0	0	0	3	0.48%
TOTAL	45	51	72	63	62	42	80	43	36	46	35	50	625	100.00%

* NOTE: OTHER includes Leg., BCL, and Misc. requests.



**Requestor Materials Loaned by Blake Library
5 Year Comparison**

MONTH	FY 2012	FY 2013	FY 2014	FY 2015	FY 2016
JUL	71	61	71	65	45
AUG	98	54	73	69	51
SEP	91	84	99	80	72
OCT	112	72	58	70	63
NOV	96	64	79	56	62
DEC	57	55	46	45	42
JAN	105	102	86	72	80
FEB	96	82	60	47	43
MAR	83	93	67	57	36
APR	83	82	61	47	46
MAY	67	68	67	44	35
JUN	74	69	89	56	50
TOTAL	1033	886	856	708	625

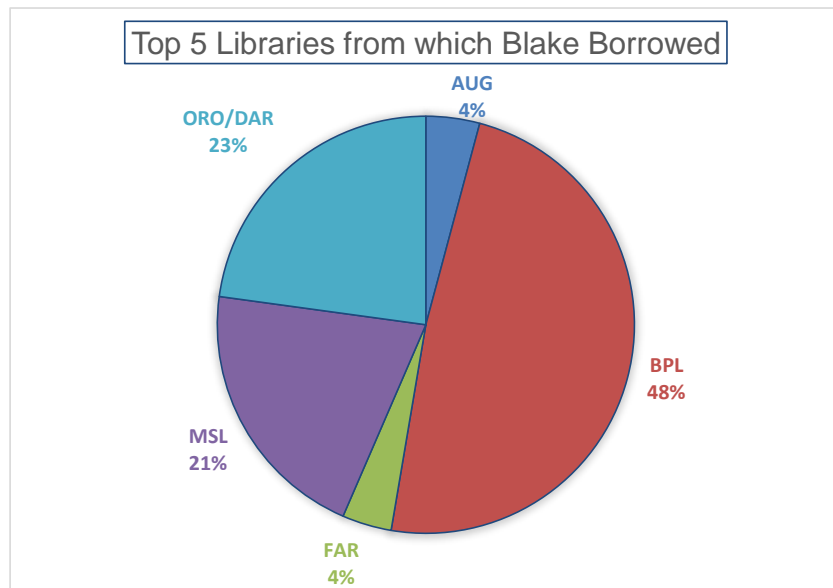
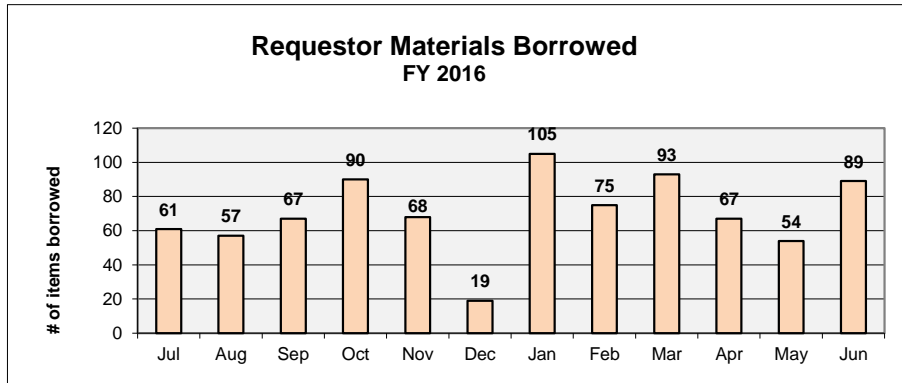


Requestor Materials Borrowed by Blake Library Patrons - FY2016

Location	Jul	Aug	Sep	Oct	Nov	Dec	Jan	Feb	Mar	Apr	May	Jun	Total	%of Total
AUG	2	2	2	1	6	0	4	0	4	1	3	0	25	2.96%
BCL(umab)	1	0	1	2	0	0	6	2	1		2	3	18	2.13%
BPL	32	28	25	30	6	0	34	30	20	22	18	46	291	34.44%
FAR	0	3	2	4	1	1	4	2	1	1	2	2	23	2.72%
FK	2	4	6	4	6	1	4	0	3	1	2	8	41	4.85%
LAW	0	0	0	0	0	0	1	0	0	0	0	0	1	0.12%
LEG	0	0	0	0	0	0	0	0	0	0	0	0	0	0.00%
MAC	0	0	3	2	0	0	1	3	3	2	0	1	15	1.78%
MSL	1	4	8	11	10	3	23	15	19	18	3	9	124	14.67%
ORO/DAR	11	5	7	13	18	10	11	10	20	10	12	10	137	16.21%
PI	1	0	2	2	1	3	4	0	2	2	1	3	21	2.49%
USM: GOR	4	0	1	3	0	0	1	3	1	2	2	1	18	2.13%
LEW	1	0	0	1	3	0	2	2	0	1	1	0	11	1.30%
POR	3	1	2	3	2	0	2	0	5	0	3	0	21	2.49%
no location*	0	0	0	0	0	0	0	0	6	0	0	0	6	0.71%
TITLE LEVEL**	3	10	8	14	15	1	8	8	8	7	5	6	93	11.01%
TOTAL	61	57	67	90	68	19	105	75	93	67	54	89	845	100.00%

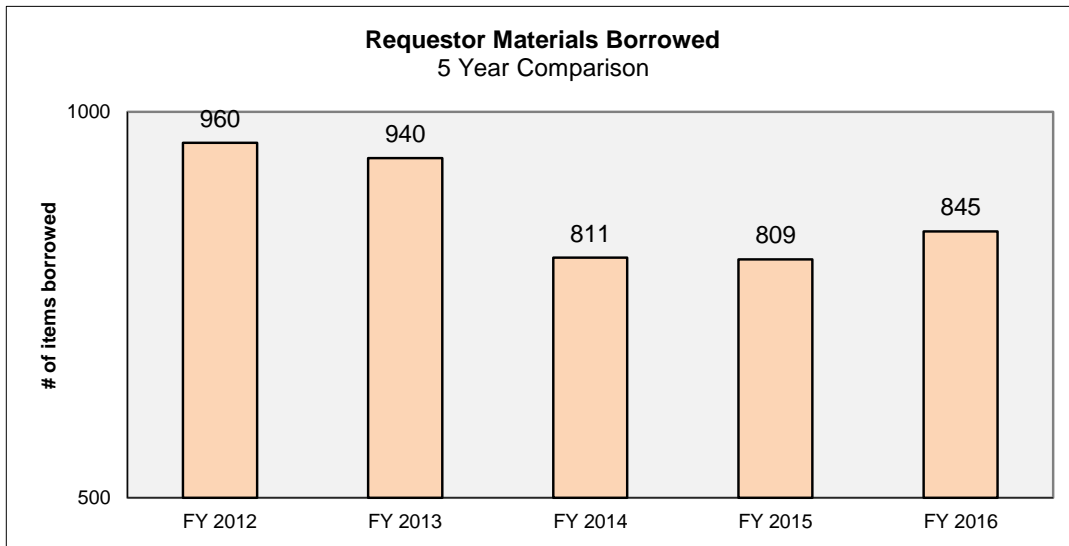
* Number represents unknown location.

** Number represents difference between materials borrowed and patron type totals.



**Requestor Materials Borrowed by Blake Library
5 Year Comparison**

MONTH	FY 2012	FY 2013	FY 2014	FY 2015	FY 2016
JUL	54	46	50	48	61
AUG	86	63	49	65	57
SEP	94	61	62	64	67
OCT	125	100	94	69	90
NOV	66	112	84	102	68
DEC	61	93	43	52	19
JAN	97	77	96	94	105
FEB	74	84	63	77	75
MAR	73	105	66	62	93
APR	115	96	70	39	67
MAY	68	44	71	48	54
JUN	47	59	63	89	89
TOTAL	960	940	811	809	845



Requestor Use by FK Patron Types - FY2016

	Jul	Aug	Sep	Oct	Nov	Dec	Jan	Feb	Mar	Apr	May	Jun	Total	% of Total
Faculty	18	2	1	18	15	7	19	8	4	20	19	22	153	18.11%
Student	5	12	23	22	13	1	23	16	31	7	6	6	165	19.53%
Staff	7	12	17	30	9	5	34	13	33	5	8	17	190	22.49%
Community	31	31	26	19	31	6	29	37	23	35	20	44	332	39.29%
ILL	0	0	0	0	0	0	0	0	0	0	0	0	0	0.00%
Public School	0	0	0	0	0	0	0	0	1	0	1	0	2	0.24%
Special	0	0	0	1	0	0	0	1	1	0	0	0	3	0.36%
Totals	61	57	67	90	68	19	105	75	93	67	54	89	845	100.00%

