

**Circulation Checkout Statistics - FY 2017**  
**CHECKOUT STATISTICS BY ITEM TYPES AT FORT KENT**

ITEM TYPE	FY2013	FY2014	FY2015	FY2016	FY2017	% Change
AUDIOCASSETTE	0	3	0	0	0	N/A
BOOK	2703	2636	2294	1826	1748	-4%
COMPACT DISK	39	32	20	11	25	127%
SCORES	2	1	3	1	2	100%
KIT	3	1	2	0	0	N/A
SERIAL	0	1	1	1	0	-100%
VIDEOCASSETTE	5	12	13	14	2	-86%
ONE DAY	0	0	0	0	0	N/A
2 HOUR	2	8	2	20	3	-85%
3 DAY	1	2	15	8	4	-50%
7 DAY	497	1087	955	684	326	-52%
24 HOURS / 1 DAY	74	43	30	54	1	-98%
14 DAY	378	366	586	136	200	47%
2 HOUR (NO OVERNIGHT)	1089	751	538	1097	1115	2%
3 DAY RESERVE EQUIP.	136	136	96	119	54	-55%
GOV DOC	0	0	0	1	0	N/A
NEWSPAPER	6	6	1	3	0	-100%
2 DAY	0	0	3	0	0	N/A
SOFTWARE	1	1	3	0	0	N/A
48 HOURS	3	0	0	0	0	N/A
4 HOUR	0	0	0	3	0	N/A
4 HOUR (NO OVERNIGHT)	215	476	246	63	0	-100%
DVD	1653	2146	1474	828	463	-44%
AUDIO BOOK	116	51	89	53	56	6%
VIDEODISK	0	0	0	0	0	N/A
REQUESTABLE VIDEO	109	121	79	73	33	-55%
REALIA	0	0	0	0	0	N/A
GAME	0	0	0	0	0	N/A
MAP	0	1	0	0	2	N/A
MANUSCRIPT	0	8	0	0	0	N/A
PICTURE	0	1	0	0	0	N/A
<b>TOTAL</b>	<b>7032</b>	<b>7890</b>	<b>6450</b>	<b>4995</b>	<b>4034</b>	<b>-19%</b>

**CHECKOUT STATISTICS BY LOCATION TYPE AT FORT KENT**

LOCATION	FY2013	FY2014	FY2015	FY2016	FY2017	% Change
Acadian Reference	48	58	21	24	19	-21%
Acadian Archives Circulation	3	5	0	0	0	N/A
Curriculum Collection	208	81	89	38	10	-74%
Acadian Archives Media	14	14	12	30	12	-60%
Maine Documents	0	0	0	1	0	N/A
Juvenile	376	364	587	136	200	47%
Maker Space				3	0	N/A
Media	2090	2829	1911	1089	608	-44%
Old Model School				1	0	N/A
Oversize	27	21	28	28	18	-36%
Young Adult	297	323	269	189	140	-26%
Reference	0	3	4	5	5	0%
Reserve	1637	1953	1559	1869	1457	-22%
Special Collections	1	1	3	0	1	N/A
Stacks	2329	2235	1967	1582	1562	-1%
Periodicals	1	0	0	0	0	N/A
Loar	1	0	0	0	0	N/A
ILL	0	2	0	0	0	N/A
UMFK	0	1	0	0	0	N/A
Maps	0	0	0	0	2	N/A
<b>TOTAL</b>	<b>7032</b>	<b>7890</b>	<b>6450</b>	<b>4995</b>	<b>4034</b>	<b>-19%</b>

## Fort Kent Circulation Transactions Breakdown: Two Year Comparison

**FY2017**

**Material Type**

Patron Type	Totals	Material Type															
		CUR	*ACAD CIRC/REF	ACAD MED	JUV	MEDIA	OVR	REF	RES	STA	KYA	SP COL	MAKE	ME DOC	OMS	MAPS	
FK Faculty	264	5	0	0	20	115	0	0	75	30	16	1	0	0	0	2	
FK Student	1831	2	5	1	65	145	3	1	1228	347	34	0	0	0	0	0	
FK Staff	388	3	9	0	46	70	1	1	146	104	8	0	0	0	0	0	
FK Community	570	0	0	11	29	243	3	3	8	255	18	0	0	0	0	0	
FK Public Sch	29	0	0	0	2	4	1	0	0	5	17	0	0	0	0	0	
FK ILL	46	0	1	0	1	1	0	0	0	41	2	0	0	0	0	0	
FK Special	8	0	4	0	0	2	0	0	0	2	0	0	0	0	0	0	
UMFK unknown	0	0	0	0	0	0	0	0	0	0	0	0	0	0	0	0	
<b>Total</b>	<b>3136</b>	<b>10</b>	<b>19</b>	<b>12</b>	<b>163</b>	<b>580</b>	<b>8</b>	<b>5</b>	<b>1457</b>	<b>784</b>	<b>95</b>	<b>1</b>	<b>0</b>	<b>0</b>	<b>0</b>	<b>2</b>	

\* Includes AA circ and reference totals

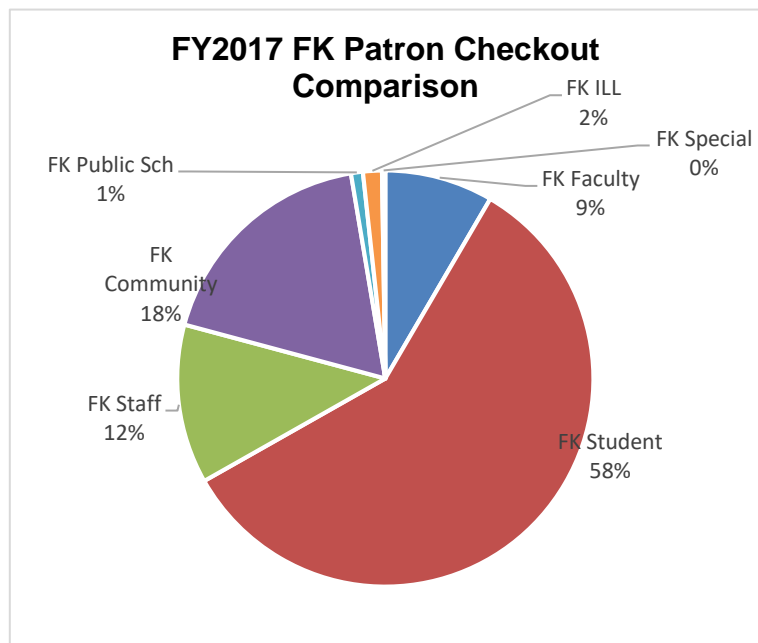
**FY2016**

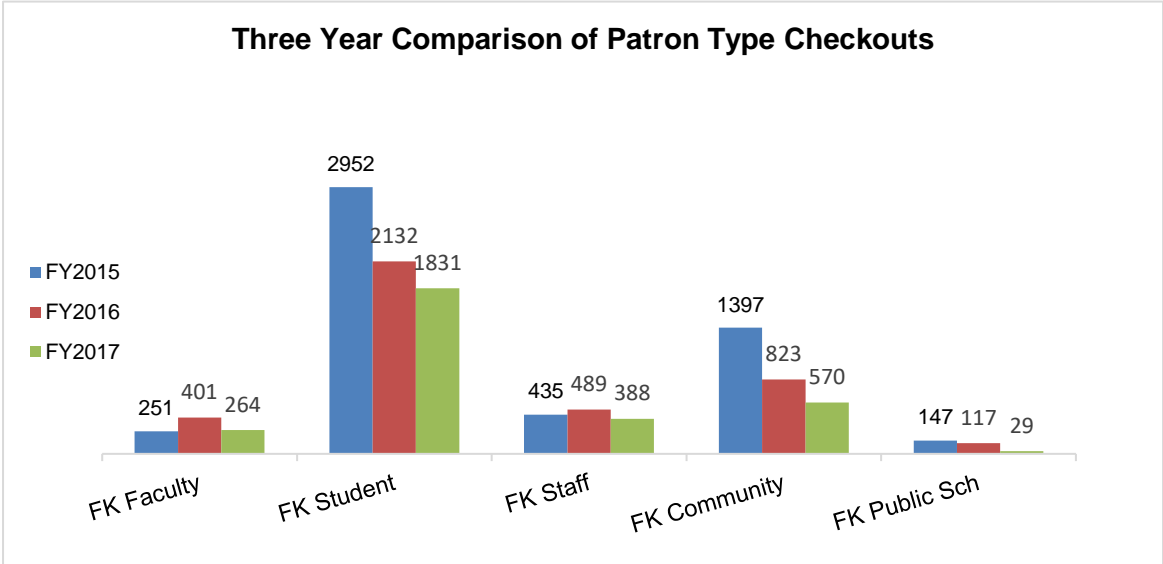
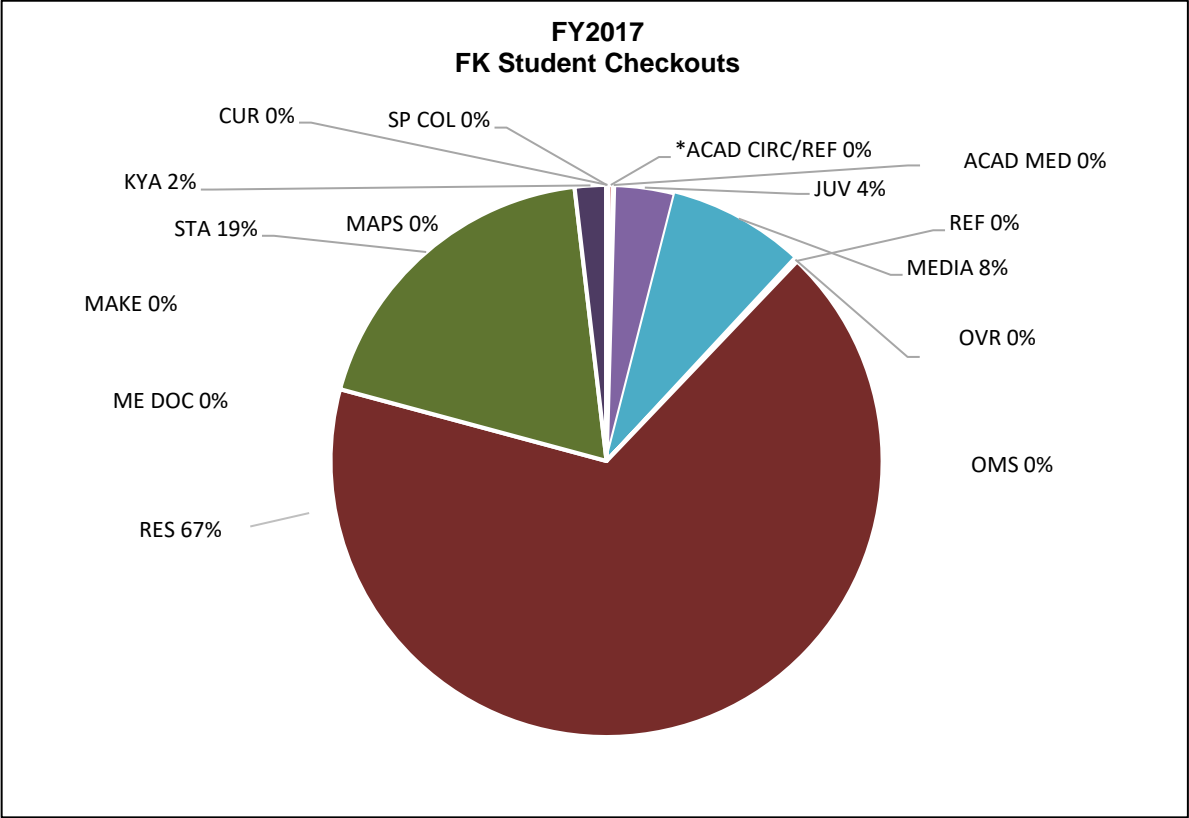
**Material Type**

Patron Type	Totals	Material Type															
		CUR	*ACAD CIRC	ACAD MED	JUV	MEDIA	OVR	REF	RES	STA	KYA	SP COL	MAKE	ME DOC	OMS		
FK Faculty	401	3	0	4	9	223	0	0	101	53	8	0	0	0	0	0	
FK Student	2132	23	2	0	38	234	2	1	1491	308	29	0	3	1	0	0	
FK Staff	489	0	2	17	23	83	1	3	247	105	7	0	0	0	1	0	
FK Community	823	7	14	9	51	476	14	1	26	205	20	0	0	0	0	0	
FK Public Sch	117	5	0	0	15	29	0	0	2	23	43	0	0	0	0	0	
FK ILL	44	0	0	0	0	10	0	0	0	28	6	0	0	0	0	0	
FK Special	12	0	6	0	0	0	0	0	1	5	0	0	0	0	0	0	
UMFK unknown	0	0	0	0	0	0	0	0	0	0	0	0	0	0	0	0	
<b>Total</b>	<b>4018</b>	<b>38</b>	<b>24</b>	<b>30</b>	<b>136</b>	<b>1055</b>	<b>17</b>	<b>5</b>	<b>1868</b>	<b>727</b>	<b>113</b>	<b>0</b>	<b>3</b>	<b>1</b>	<b>1</b>		

### Annual Comparison

Patron Type	FY2015	FY2016	FY2017
FK Faculty	251	401	264
FK Student	2952	2132	1831
FK Staff	435	489	388
FK Community	1397	823	570
FK Public Sch	147	117	29
FK ILL	47	44	46
FK Special	3	12	8
UMKF unknown	0	0	0
<b>Total</b>	<b>5232</b>	<b>4018</b>	<b>3136</b>





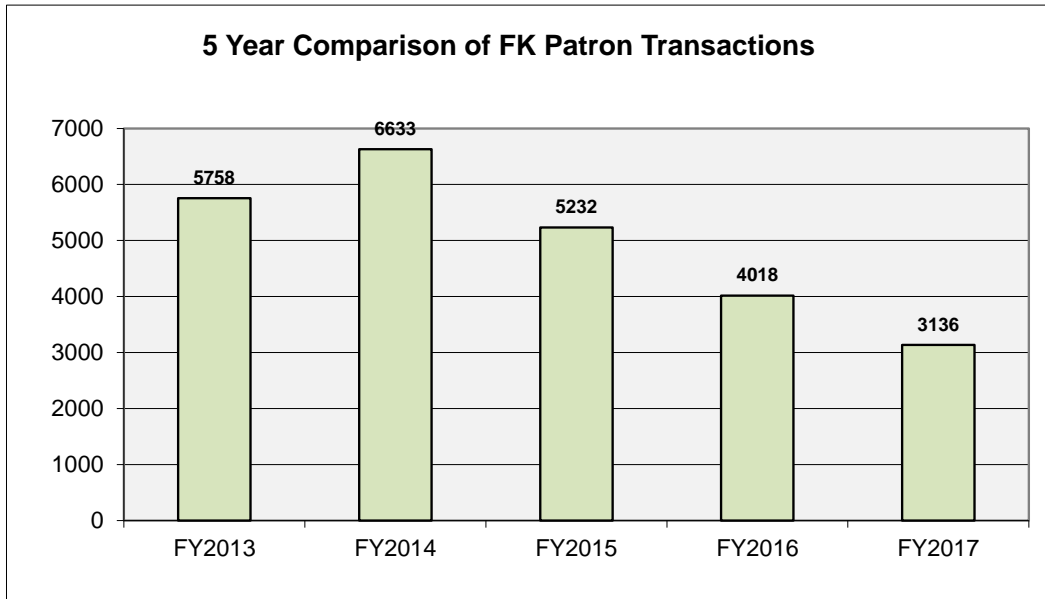
## Fort Kent Circulation Transactions by Patron Type

### UMS Patron Type (includes FK patrons)

	FY2013		FY2014		FY2015		FY2016		FY2017	
	#Trans	%Total	#Trans	%Total	#Trans	%Total	#Trans	%Total	#Trans	%Total
<b>Freshmen</b>	591	8.40%	721	9.14%	574	8.90%	413	8.27%	544	13.49%
<b>Sophmores</b>	721	10%	585	7.41%	755	11.71%	550	11.01%	434	10.76%
<b>Juniors</b>	660	9%	795	10.08%	607	9.41%	424	8.49%	365	9.05%
<b>Seniors</b>	1666	24%	1843	23.36%	1171	18.16%	865	17.32%	546	13.53%
<b>Masters</b>	65	1%	59	0.75%	64	0.99%	27	0.54%	48	1.19%
<b>Doctorals</b>	12	0%	13	0.16%	17	0.26%	11	0.22%	7	0.17%
<b>Law</b>	2	0%	1	0.01%	5	0.08%	3	0.06%	5	0.12%
<b>Special (not coded)</b>	1997	28%	2183	27.67%	1667	25.84%	1774	35.52%	1509	37.41%
<b>Other (blank)</b>	1318	19%	1690	21.42%	1590	24.65%	928	18.58%	576	14.28%
<b>Total</b>	<b>7032</b>	<b>100.00%</b>	<b>7890</b>	<b>100.00%</b>	<b>6450</b>	<b>100.00%</b>	<b>4995</b>	<b>100.00%</b>	<b>4034</b>	<b>100.00%</b>

### FK Patron Type

	FY2013		FY2014		FY2015		FY2016		FY2017	
	#Trans	%Total	#Trans	%Total	#Trans	%Total	#Trans	%Total	#Trans	%Total
<b>FK Students</b>	3415	59.31%	3744	56.45%	2949	56.36%	2132	53.06%	1831	58.39%
<b>FK Faculty/Staff</b>	982	17.05%	911	13.73%	689	13.17%	890	22.15%	652	20.79%
<b>FK Courtesy</b>	1274	22.13%	1921	28.96%	1544	29.51%	940	23.39%	599	19.10%
<b>Non FK Patrons</b>	87	1.51%	57	0.86%	50	0.96%	56	1.39%	54	1.72%
<b>Total</b>	<b>5758</b>	<b>100.00%</b>	<b>6633</b>	<b>100.00%</b>	<b>5232</b>	<b>100.00%</b>	<b>4018</b>	<b>100.00%</b>	<b>3136</b>	<b>100.00%</b>



## A Comparative look at FK Patron Checkout vs. Other UMS Patrons

FY 2017

LOCATION	ALL UMS	Fort Kent Patrons						UMFK	UMS
	Totals	Faculty	Student	Staff	Courtesy	ILL	Other	Totals	Difference*
Acadian Reference	19	0	5	9	0	1	4	19	0
Curriculum Collection	10	5	2	3	0	0	0	10	0
Acadian Archives Media	12	0	1	0	11	0	0	12	0
Maine Documents	0	0	0	0	0	0	0	0	0
Juvenile	200	20	65	46	31	1	0	163	37
Maker Space	0	0	0	0	0	0	0	0	0
Media	608	115	145	70	247	1	2	580	28
Old Model School	0	0	0	0	0	0	0	0	0
Oversize	18	0	3	1	4	0	0	8	10
Young Adult	140	16	34	8	35	2	0	95	45
Reference	5	0	1	1	3	0	0	5	0
Reserve	1457	75	1228	146	8	0	0	1457	0
Special Collections	1	1	0		0	0	0	1	0
Stacks	1562	30	347	104	260	41	2	784	778
Maps	2	2	0	0	0	0	0	2	0
Periodicals	0	0	0	0	0	0	0	0	0
<b>TOTAL</b>	<b>4034</b>	<b>264</b>	<b>1831</b>	<b>388</b>	<b>599</b>	<b>46</b>	<b>8</b>	<b>3136</b>	<b>898</b>

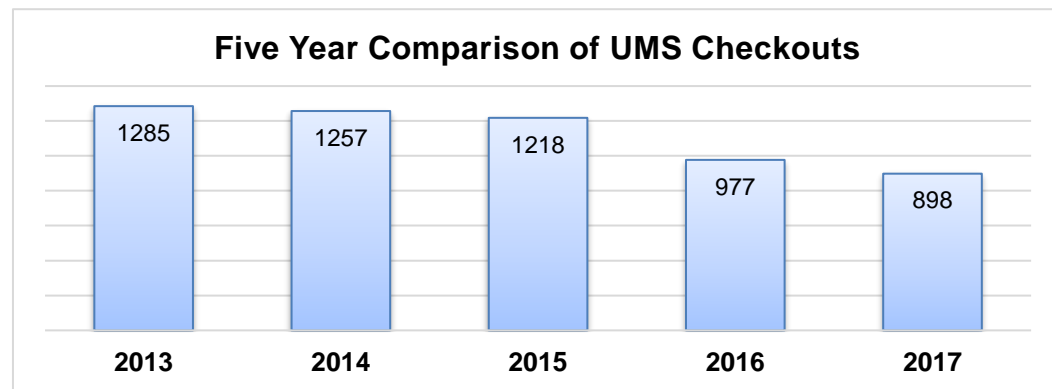
\*The Difference represents all UMS patrons other than Fort Kent who checked out materials at the different locations.

### University of Maine System Checkouts from Blake Library

FY2017

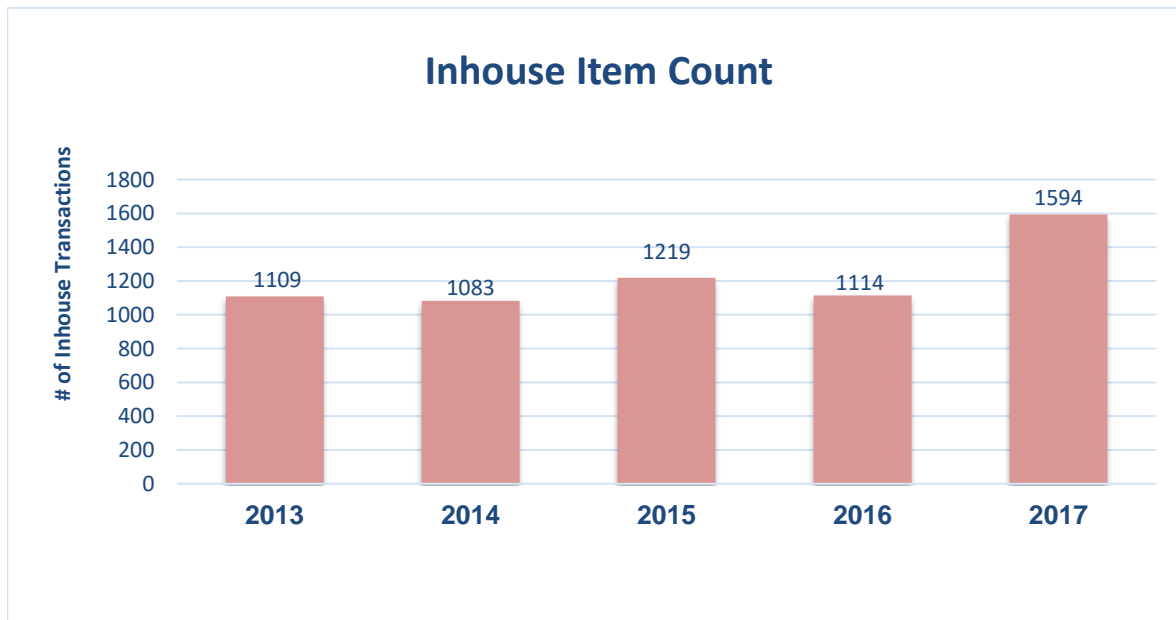
LOCATION	2013	2014	2015	2016	2017
Acadian Reference	2	3	0	0	0
Curriculum Collection	0	0	0	0	0
Acadian Archives Media	0	0	0	0	0
Maine Documents	0	0	0	0	0
Juvenile	2	4	0	0	37
Maker Space	n/a	n/a	n/a	0	0
Media	46	75	73	34	28
Old Model School	0	0	0	0	0
Oversize	10	5	7	11	10
Young Adult	74	54	69	76	45
Reference	0	0	0	0	0
Reserve	2	2	3	1	0
Special Collections	1	0	0	0	0
Maps	0	0	0	0	0
Stacks	1148	1114	1066	855	778
<b>TOTAL</b>	<b>1285</b>	<b>1257</b>	<b>1218</b>	<b>977</b>	<b>898</b>

### Five Year Comparison of UMS Checkouts



## INHOUSE COUNT STATISTICS BY ITEM LOCATION

FK ITEM LOCATION	2013	2014	2015	2016	2017	% Change
CURRICULUM COLL	36	34	64	56	49	-13%
JUVENILE	298	225	411	180	189	5%
MEDIA	31	30	16	23	9	-61%
OVERSIZE	10	2	20	21	20	-5%
YOUNG ADULT	82	101	155	159	257	62%
REFERENCE	20	8	15	8	6	-25%
RESERVE	73	80	83	50	28	-44%
SPECIAL COLLECTIONS	91	43	45	112	49	-56%
STACKS	467	560	407	498	983	97%
MAP	1	0	3	6	4	-33%
MAINE DOC	0	0	0	1	0	N/A
LOAR	0	0	0	0	0	N/A
<b>TOTAL</b>	<b>1109</b>	<b>1083</b>	<b>1219</b>	<b>1114</b>	<b>1594</b>	<b>43%</b>



**TOTAL CIRCULATION TRANSACTIONS BY TERMINAL NUMBER**

**JULY 2016 - JUNE 2017**

TERMINAL #	TOTAL	CHKOUTS	CHKINS	RENEWALS	HOLDS	RECALLS
540	10018	4497	4667	547	306	1
716	0	0	0	0	0	0
<b>TOTAL</b>	<b>10018</b>	<b>4497</b>	<b>4667</b>	<b>547</b>	<b>306</b>	<b>1</b>

**JULY 2015 - JUNE 2016**

TERMINAL #	TOTAL	CHKOUTS	CHKINS	RENEWALS	HOLDS	RECALLS
540	12075	5448	5666	686	275	0
716	0	0	0	0	0	0
<b>TOTAL</b>	<b>12075</b>	<b>5448</b>	<b>5666</b>	<b>686</b>	<b>275</b>	<b>0</b>

**JULY 2014 - JUNE 2015**

TERMINAL #	TOTAL	CHKOUTS	CHKINS	RENEWALS	HOLDS	RECALLS
540	15674	7106	7684	664	220	0
710	0	0	0	0	0	0
715	0	0	0	0	0	0
716	19	0	5	14	0	0
<b>TOTAL</b>	<b>15693</b>	<b>7106</b>	<b>7689</b>	<b>678</b>	<b>220</b>	<b>0</b>

**JULY 2013 - JUNE 2014**

TERMINAL #	TOTAL	CHKOUTS	CHKINS	RENEWALS	HOLDS	RECALLS
540	17043	8136	8302	594	11	0
710	0	0	0	0	0	0
715	0	0	0	0	0	0
716	414	0	0	71	343	0
<b>TOTAL</b>	<b>17457</b>	<b>8136</b>	<b>8302</b>	<b>665</b>	<b>354</b>	<b>0</b>

**JULY 2012 - JUNE 2013**

TERMINAL #	TOTAL	CHKOUTS	CHKINS	RENEWALS	HOLDS	RECALLS
540	16280	7646	7958	676	0	0
710	0	0	0	0	0	0
715	0	0	0	0	0	0
716	432	0	0	44	388	0
<b>TOTAL</b>	<b>16712</b>	<b>7646</b>	<b>7958</b>	<b>720</b>	<b>388</b>	<b>0</b>

fkirc = 710 (all fkirc character based logins)

fkstaff = 715 (all fkstaff logins)

webfk = 716 (all fk webpac logins) - patrons signing in to their account through URSUS