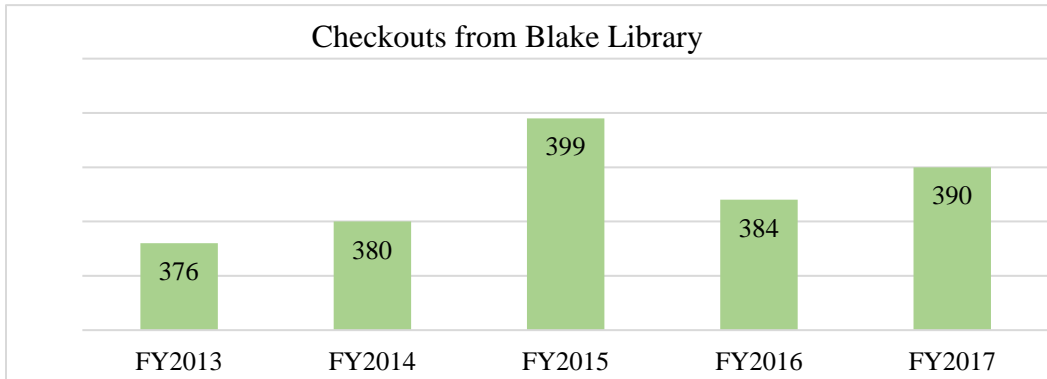


Maine InfoNet Yearly Comparison

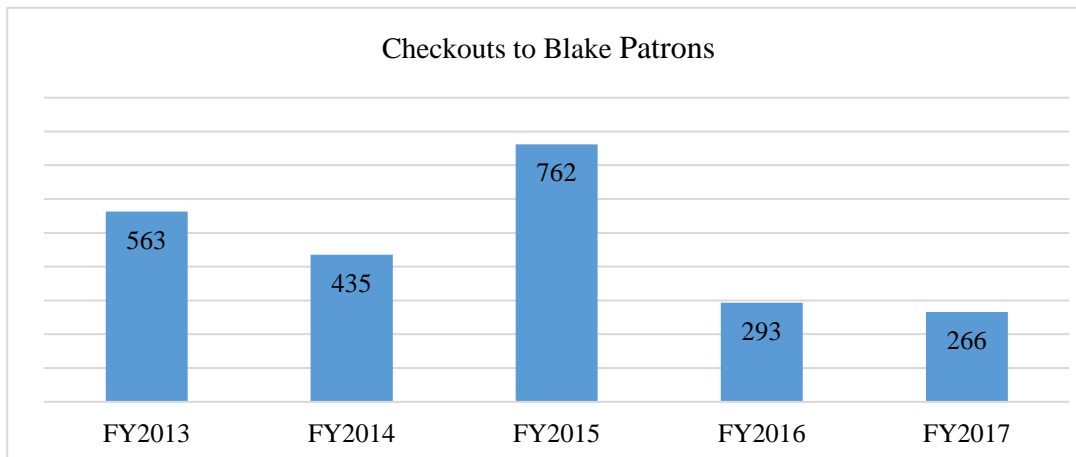
LENDING

	FY2013	FY2014	FY2015	FY2016	FY2017
Maine InfoNet	376	380	399	384	390
**Portland Public Library	95	92	88	95	57



BORROWING

	FY2013	FY2014	FY2015	FY2016	FY2017
Maine InfoNet	563	435	762	293	266
** Portland Public Library	121	80	168	77	98



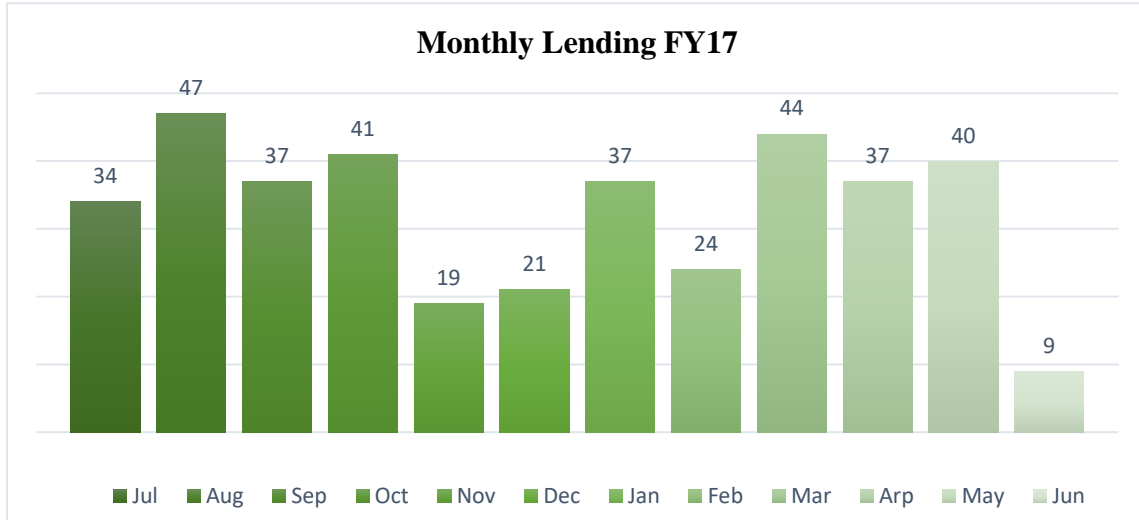
Maine InfoNet lending and borrowing includes: Minerva database transactions, Holdings database, Bates, Bowdoin, Colby, Maine College of Art, Maine Maritime Academy, Portland Public Library and University of New England combined into one group.

** Denotes library with the most activity within this grouping.

Maine InfoNet Monthly Lending Activity

Checkouts from Blake

InfoNet libraries	Jul	Aug	Sep	Oct	Nov	Dec	Jan	Feb	Mar	Arp	May	Jun
	34	47	37	41	19	21	37	24	44	37	40	9



Maine InfoNet Monthly Borrowing Activity

Checkouts to Blake

InfoNet libraries	Jul	Aug	Sep	Oct	Nov	Dec	Jan	Feb	Mar	Arp	May	Jun
	13	20	28	22	31	28	23	26	24	24	16	11

