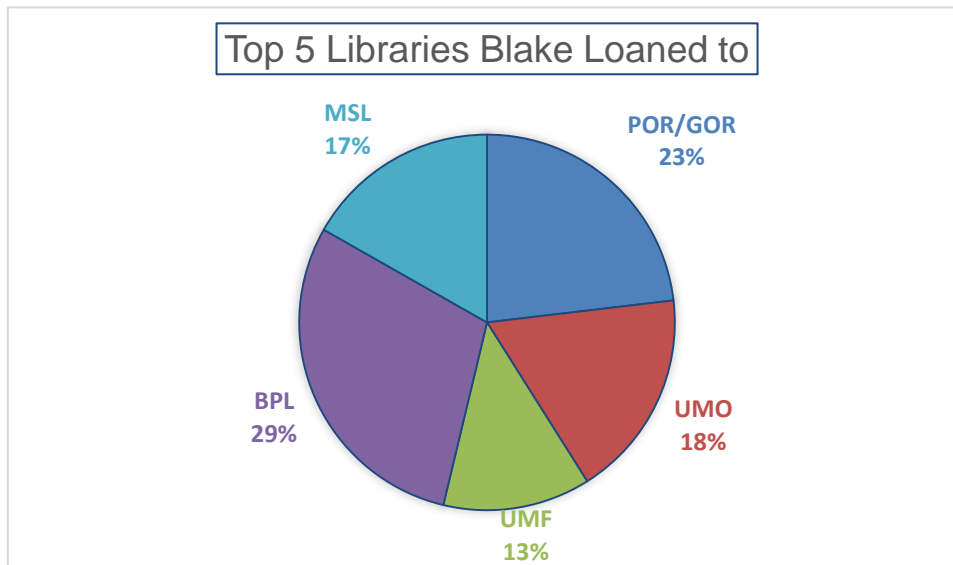
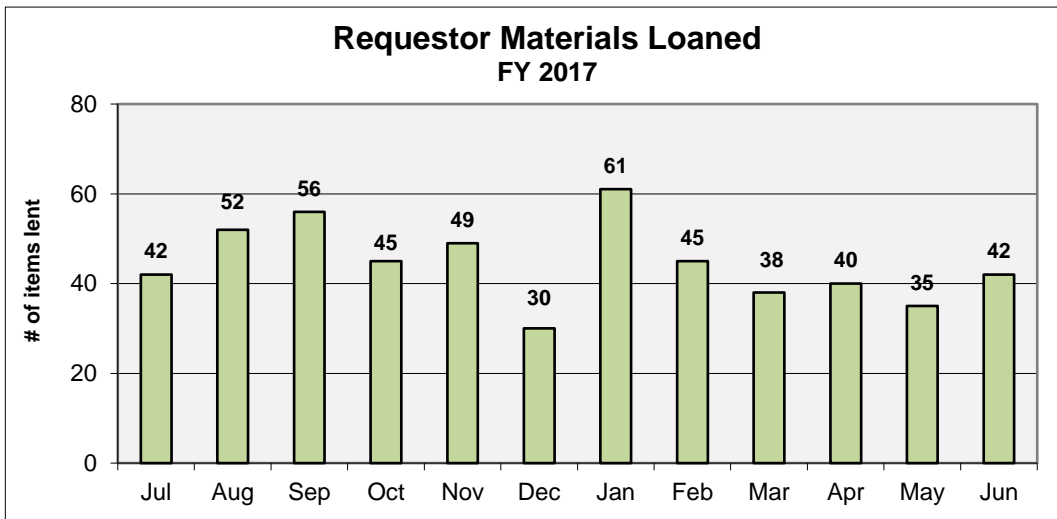


Requestor Materials Loaned by Blake Library - FY2017

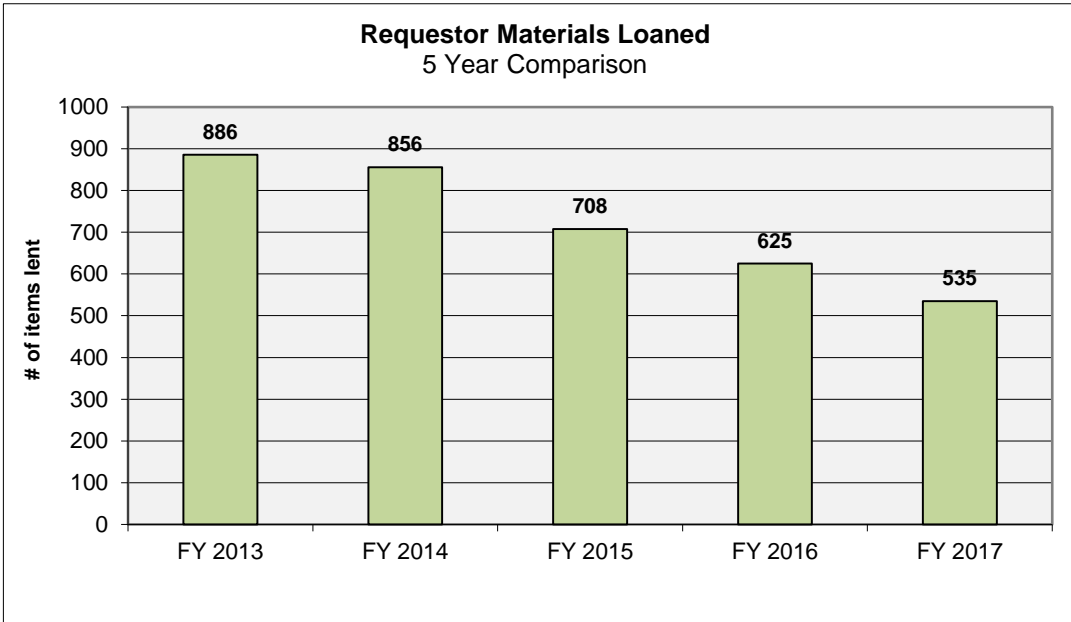
Location	Jul	Aug	Sep	Oct	Nov	Dec	Jan	Feb	Mar	Apr	May	Jun	Total	%of Total
UMPI	1	2	3	3	1	0	0	3	1	2	3	0	19	3.55%
POR/GOR	8	7	12	6	12	7	12	7	12	6	5	8	102	19.07%
UMA	2	1	1	2	2	0	5	3	4	7	0	6	33	6.17%
UMO	3	7	11	6	8	5	10	8	4	6	4	7	79	14.77%
UMF	7	5	3	6	4	2	9	6	5	3	4	2	56	10.47%
LAW	0	0	3	0	0	0	1	1	0	0	0	0	5	0.93%
FK	2	4	1	3	1	0	2	1	1	0	2	1	18	3.36%
UMM	3	2	0	2	1	0	2	0	1	1	3	4	19	3.55%
LEW/AUB	0	0	0	0	0	0	0	0	0	0	0	0	0	0.00%
BPL	7	16	13	10	14	12	14	11	7	9	6	11	130	24.30%
MSL	9	8	9	7	6	4	6	5	3	6	8	3	74	13.83%
OTHER*	0	0	0	0	0	0	0	0	0	0	0	0	0	0.00%
TOTAL	42	52	56	45	49	30	61	45	38	40	35	42	535	100.00%

* NOTE: OTHER includes Leg., BCL, and Misc. requests.



**Requestor Materials Loaned by Blake Library
5 Year Comparison**

MONTH	FY 2013	FY 2014	FY 2015	FY 2016	FY 2017
JUL	61	71	65	45	42
AUG	54	73	69	51	52
SEP	84	99	80	72	56
OCT	72	58	70	63	45
NOV	64	79	56	62	49
DEC	55	46	45	42	30
JAN	102	86	72	80	61
FEB	82	60	47	43	45
MAR	93	67	57	36	38
APR	82	61	47	46	40
MAY	68	67	44	35	35
JUN	69	89	56	50	42
TOTAL	886	856	708	625	535

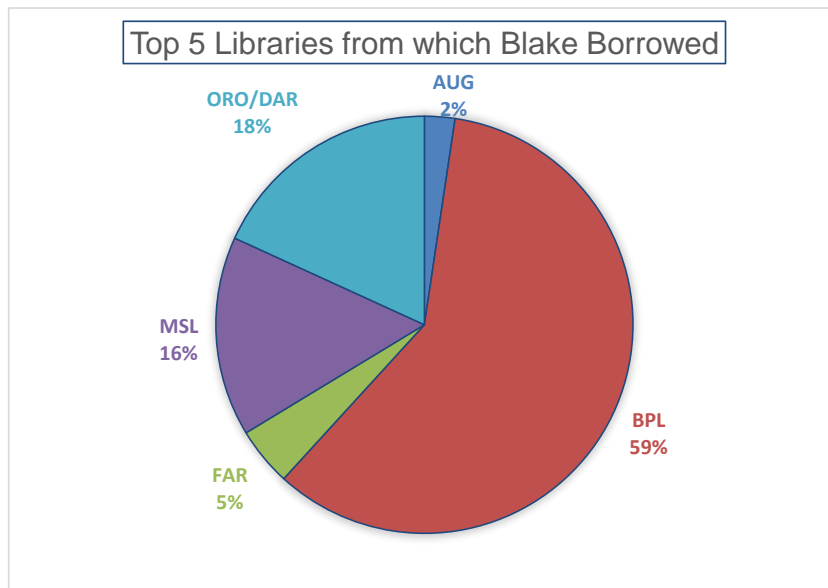
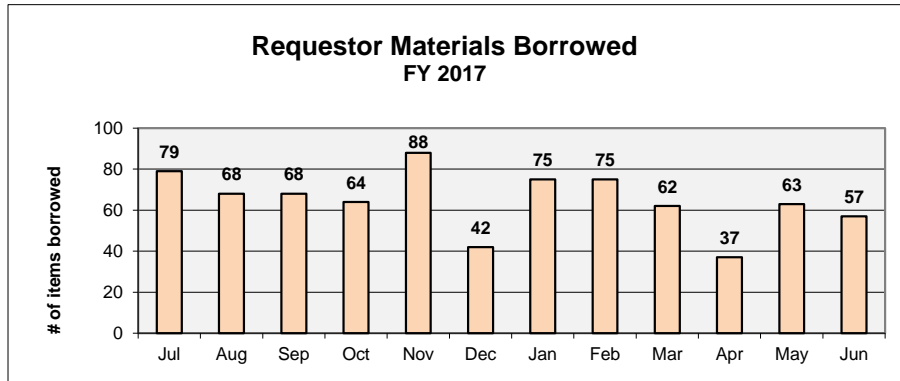


Requestor Materials Borrowed by Blake Library Patrons - FY2017

Location	Jul	Aug	Sep	Oct	Nov	Dec	Jan	Feb	Mar	Apr	May	Jun	Total	%of Total
AUG	0	2	2	0	0	0	1	2	2	2	3	0	14	1.80%
BCL(umab)	1	3	3	2	4	3	6	0	4	1	3	2	32	4.11%
BPL	40	34	25	30	38	24	33	31	20	13	29	36	353	45.37%
FAR	6	4	1	1	2	1	4	1	2	1	1	3	27	3.47%
FK	2	4	1	3	1	0	2	1	1	0	2	1	18	2.31%
LAW	0	0	0	1	0	0	0	0	0	0	0	0	1	0.13%
LEG	0	0	0	0	0	1	0	0	0	0	0	0	1	0.13%
MAC	1	1	0	2	1	0	0	0	4	0	0	0	9	1.16%
MSL	10	5	6	5	12	5	16	7	7	7	11	1	92	11.83%
ORO/DAR	6	10	10	4	14	4	7	19	9	12	8	5	108	13.88%
PI	2	0	1	3	1	1	0	2	2	0	1	1	14	1.80%
USM: GOR	1	0	0	1	2	0	1	3	1	0	0	0	9	1.16%
LEW	4	0	1	0	2	0	1	1	0	0	1	1	11	1.41%
POR	2	2	3	1	1	0	0	2	1	0	1	1	14	1.80%
no location*	0	0	0	0	0	0	0	0	0	0	0	0	0	0.00%
TITLE LEVEL**	4	3	15	11	10	3	4	6	9	1	3	6	75	9.64%
TOTAL	79	68	68	64	88	42	75	75	62	37	63	57	778	100.00%

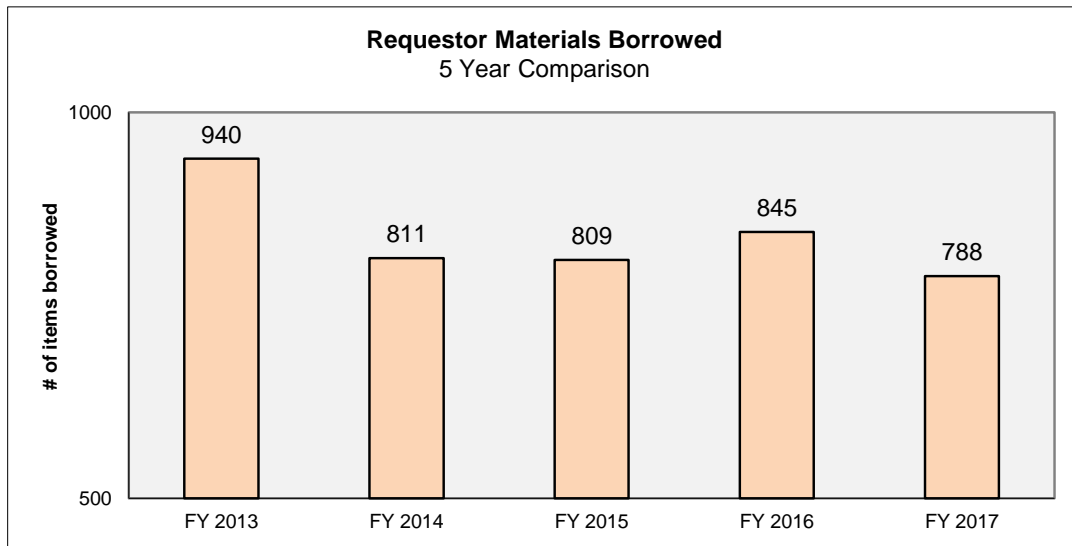
* Number represents unknown location.

** Number represents difference between materials borrowed and patron type totals.



**Requestor Materials Borrowed by Blake Library
5 Year Comparison**

MONTH	FY 2013	FY 2014	FY 2015	FY 2016	FY 2017
JUL	46	50	48	61	79
AUG	63	49	65	57	65
SEP	61	62	64	67	68
OCT	100	94	69	90	64
NOV	112	84	102	68	89
DEC	93	43	52	19	42
JAN	77	96	94	105	74
FEB	84	63	77	75	72
MAR	105	66	62	93	62
APR	96	70	39	67	53
MAY	44	71	48	54	63
JUN	59	63	89	89	57
TOTAL	940	811	809	845	788



Requestor Use by FK Patron Types - FY2017

	Jul	Aug	Sep	Oct	Nov	Dec	Jan	Feb	Mar	Apr	May	Jun	Total	% of Total
Faculty	2	2	3	1	1	3	2	8	1	4	0	7	34	4.37%
Student	10	17	14	17	39	6	14	23	14	4	1	3	162	20.82%
Staff	23	10	20	15	15	16	21	27	19	14	18	14	212	27.25%
Community	44	39	31	31	33	17	38	16	28	15	44	33	369	47.43%
Public School	0	0	0	0	0	0	0	1	0	0	0	0	1	0.13%
Special	0	0	0	0	0	0	0	0	0	0	0	0	0	0.00%
Totals	79	68	68	64	88	42	75	75	62	37	63	57	778	100.00%

