

Circulation Checkout Statistics - FY 2018
CHECKOUT STATISTICS BY ITEM TYPES AT FORT KENT

ITEM TYPE	FY2014	FY2015	FY2016	FY2017	FY2018	% Change
AUDIOCASSETTE	3	0	0	0	0	N/A
BOOK	2636	2294	1826	1748	1547	-11%
COMPACT DISK	32	20	11	25	0	-100%
SCORES	1	3	1	2	1	-50%
KIT	1	2	0	0	1	N/A
SERIAL	1	1	1	0	0	N/A
VIDEOCASSETTE	12	13	14	2	10	400%
2 HOUR	8	2	20	3	2	-33%
3 DAY	2	15	8	4	8	100%
7 DAY	1087	955	684	326	432	33%
24 HOURS / 1 DAY	43	30	54	1	6	500%
14 DAY	366	586	136	200	133	-34%
2 HOUR (NO OVERNIGHT)	751	538	1097	1115	937	-16%
3 DAY RESERVE EQUIP.	136	96	119	54	81	50%
GOV DOC	0	0	1	0	0	N/A
NEWSPAPER	6	1	3	0	0	N/A
2 DAY	0	3	0	0	0	N/A
SOFTWARE	1	3	0	0	1	N/A
4 HOUR	0	0	3	0	0	N/A
4 HOUR (NO OVERNIGHT)	476	246	63	0	3	N/A
DVD	2146	1474	828	463	507	10%
AUDIO BOOK	51	89	53	56	27	-52%
REQUESTABLE VIDEO	121	79	73	33	16	-52%
MAP	1	0	0	2	2	N/A
MANUSCRIPT	8	0	0	0	0	N/A
PICTURE	1	0	0	0	0	N/A
ILL LOAN	0	0	0	0	7	N/A
TOTAL	7890	6450	4995	4034	3721	-8%

CHECKOUT STATISTICS BY LOCATION TYPE AT FORT KENT

LOCATION	FY2014	FY2015	FY2016	FY2017	FY2018	% Change
Acadian Reference	58	21	24	19	10	-47%
Acadian Archives Circulation	5	0	0	0	0	N/A
Curriculum Collection	81	89	38	10	17	70%
Acadian Archives Media	14	12	30	12	21	75%
Maine Documents	0	0	1	0	0	N/A
Juvenile	364	587	136	200	80	-60%
Maker Space			3	0	0	N/A
Media	2829	1911	1089	608	590	-3%
Old Model School	0	0	1	0	0	N/A
Oversize	21	28	28	18	12	-33%
Young Adult	323	269	189	140	165	18%
Reference	3	4	5	5	8	60%
Reserve	1953	1559	1869	1457	1462	0%
Special Collections	1	3	0	1	1	0%
Stacks	2235	1967	1582	1562	1333	-15%
ILL	2	0	0	0	8	N/A
UMFK	1	0	0	0	0	N/A
File	0	0	0	0	12	N/A
Maps	0	0	0	2	2	N/A
TOTAL	7890	6450	4995	4034	3721	-8%

Fort Kent Circulation Transactions Breakdown: Two Year Comparison

FY2018

Material Type

Patron Type	Totals	CUR	*ACAD CIRC/REF	ACAD MED	JUV	MEDIA	OVR	REF	RES	STA	KYA	SP COL	KILL	KFILE	MAPS
FK Faculty	446	0	0	0	2	213	0	2	172	45	9	1	0	0	2
FK Student	1514	2	0	8	12	81	0	5	1100	271	22	0	3	10	0
FK Staff	358	5	1	3	23	69	2	1	170	76	7	0	1	0	0
FK Community	476	9	1	10	21	212	4	0	8	171	36	0	4	0	0
FK Public Sch	33	1	0	0	13	0	0	0	0	9	10	0	0	0	0
FK ILL	28	0	2	0	1	1	0	0	1	18	5	0	0	0	0
FK Special	10	0	6	0	0	0	0	0	0	4	0	0	0	0	0
Total	2865	17	10	21	72	576	6	8	1451	594	89	1	8	10	2

* Includes AA circ and reference totals

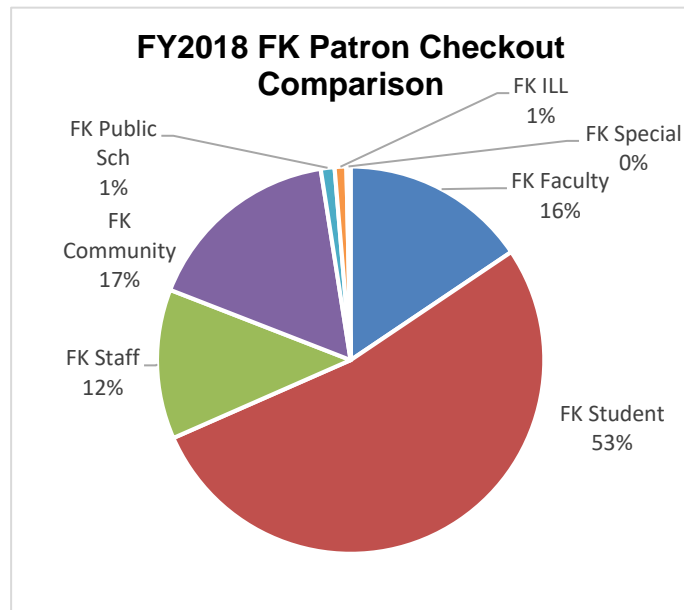
FY2017

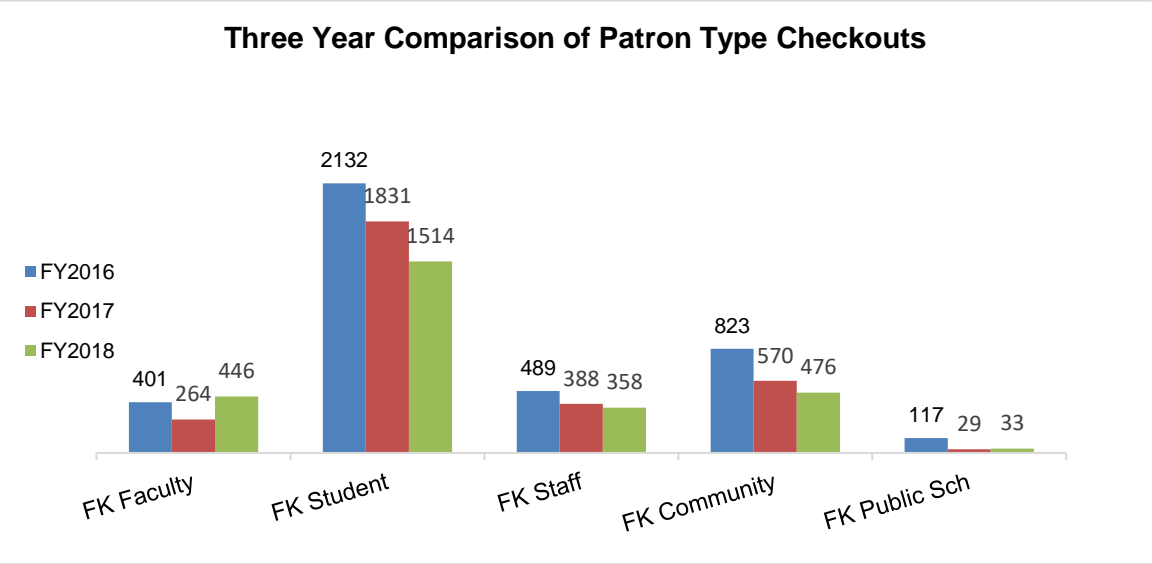
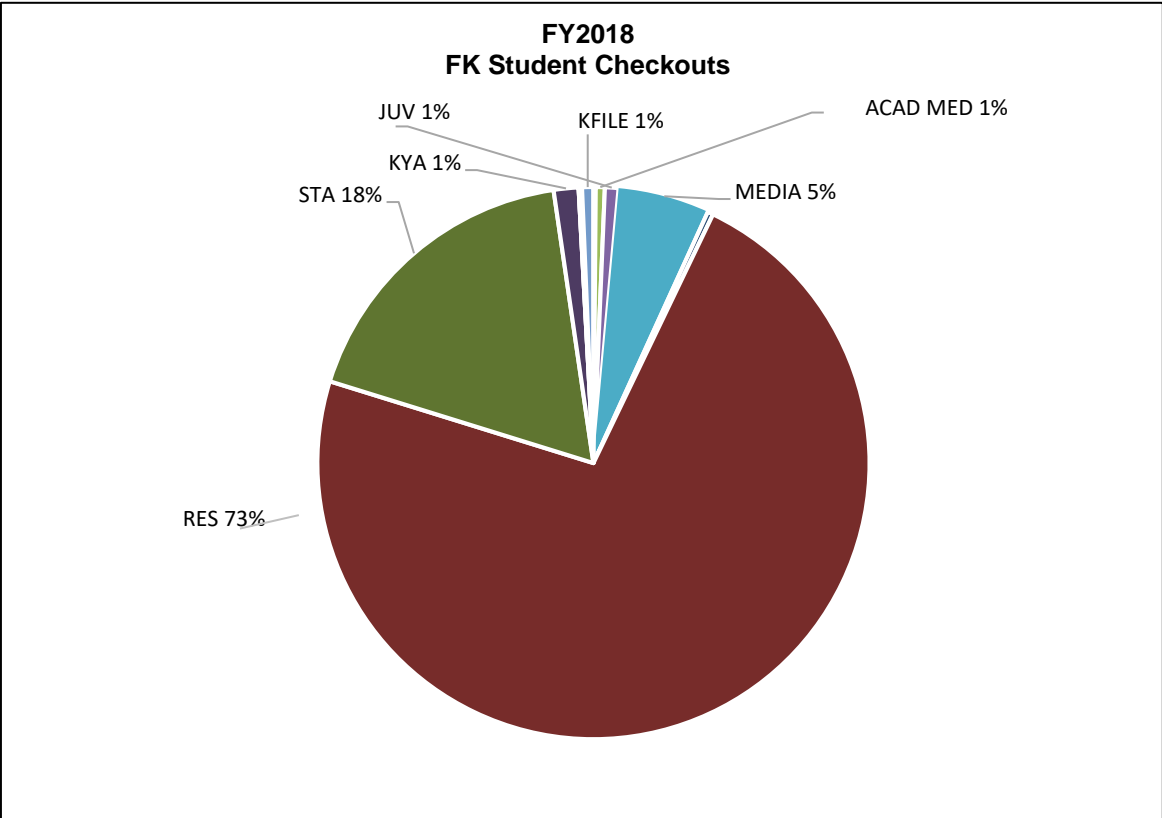
Material Type

Patron Type	Totals	CUR	*ACAD CIRC/REF	ACAD MED	JUV	MEDIA	OVR	REF	RES	STA	KYA	SP COL	MAKE DOC	ME DOC	MAPS
FK Faculty	264	5	0	0	20	115	0	0	75	30	16	1	0	0	2
FK Student	1831	2	5	1	65	145	3	1	1228	347	34	0	0	0	0
FK Staff	388	3	9	0	46	70	1	1	146	104	8	0	0	0	0
FK Community	570	0	0	11	29	243	3	3	8	255	18	0	0	0	0
FK Public Sch	29	0	0	0	2	4	1	0	0	5	17	0	0	0	0
FK ILL	46	0	1	0	1	1	0	0	0	41	2	0	0	0	0
FK Special	8	0	4	0	0	2	0	0	0	2	0	0	0	0	0
Total	3136	10	19	12	163	580	8	5	1457	784	95	1	0	0	2

Annual Comparison

Patron Type	FY2016	FY2017	FY2018
FK Faculty	401	264	446
FK Student	2132	1831	1514
FK Staff	489	388	358
FK Community	823	570	476
FK Public Sch	117	29	33
FK ILL	44	46	28
FK Special	12	8	10
Total	4018	3136	2865





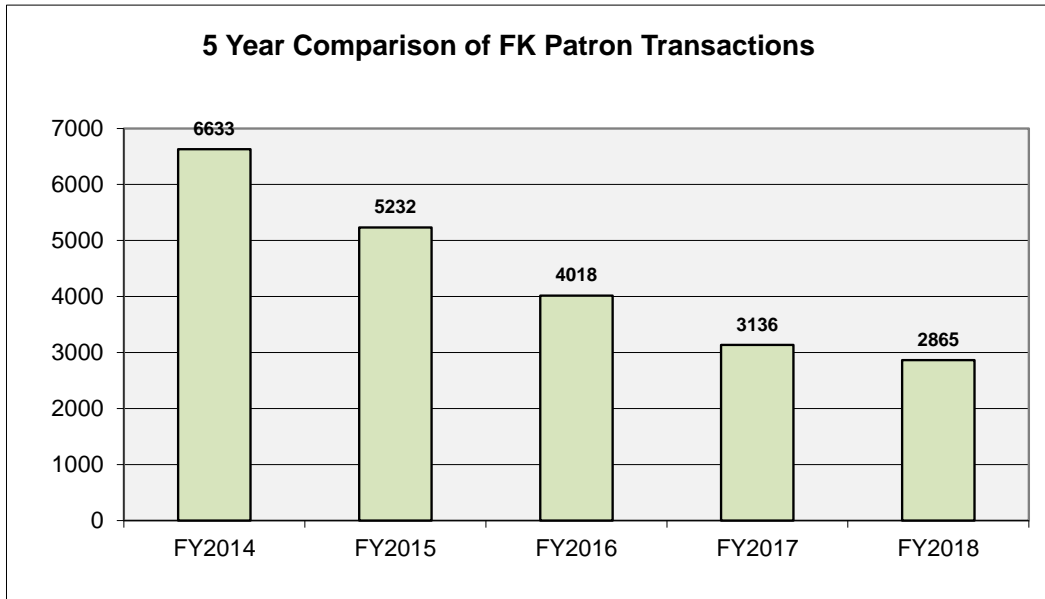
Fort Kent Circulation Transactions by Patron Type

UMS Patron Type (includes FK patrons)

	FY2014		FY2015		FY2016		FY2017		FY2018	
	#Trans	%Total	#Trans	%Total	#Trans	%Total	#Trans	%Total	#Trans	%Total
Freshmen	721	9.14%	574	8.90%	413	8.27%	544	13.49%	292	7.85%
Sophmores	585	7.41%	755	11.71%	550	11.01%	434	10.76%	253	6.80%
Juniors	795	10.08%	607	9.41%	424	8.49%	365	9.05%	305	8.20%
Seniors	1843	23.36%	1171	18.16%	865	17.32%	546	13.53%	725	19.48%
Masters	59	0.75%	64	0.99%	27	0.54%	48	1.19%	35	0.94%
Doctorals	13	0.16%	17	0.26%	11	0.22%	7	0.17%	7	0.19%
Law	1	0.01%	5	0.08%	3	0.06%	5	0.12%	0	0.00%
Special (not coded)	2183	27.67%	1667	25.84%	1774	35.52%	1509	37.41%	1714	46.06%
Other (blank)	1690	21.42%	1590	24.65%	928	18.58%	576	14.28%	390	10.48%
Total	7890	100.00%	6450	100.00%	4995	100.00%	4034	100.00%	3721	100.00%

FK Patron Type

	FY2014		FY2015		FY2016		FY2017		FY2018	
	#Trans	%Total	#Trans	%Total	#Trans	%Total	#Trans	%Total	#Trans	%Total
FK Students	3744	56.45%	2949	56.36%	2132	53.06%	1831	58.39%	1514	52.84%
FK Faculty/Staff	911	13.73%	689	13.17%	890	22.15%	652	20.79%	804	28.06%
FK Courtesy	1921	28.96%	1544	29.51%	940	23.39%	599	19.10%	509	17.77%
Non FK Patrons	57	0.86%	50	0.96%	56	1.39%	54	1.72%	38	1.33%
Total	6633	100.00%	5232	100.00%	4018	100.00%	3136	100.00%	2865	100.00%



A Comparative look at FK Patron Checkout vs. Other UMS Patrons FY 2018

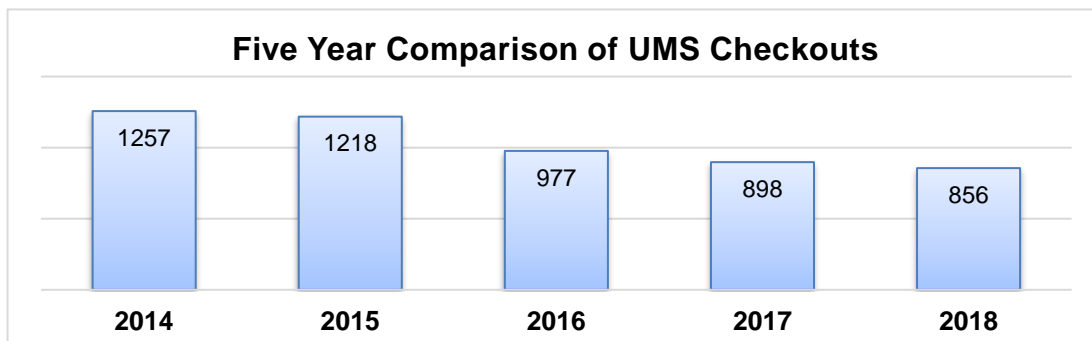
LOCATION	ALL UMS	Fort Kent Patrons						UMFK	UMS
	Totals	Faculty	Student	Staff	Courtesy	ILL	Other	Totals	Difference*
Acadian Reference	10	0	0	1	1	2	6	10	0
Curriculum Collection	17	0	2	5	9	0	1	17	0
Acadian Archives Media	21	0	8	3	10	0	0	21	0
Juvenile	80	2	12	23	34	1	0	72	8
Media	590	213	81	69	212	1	0	576	14
Oversize	12	0	2	4	0	0	0	6	6
Young Adult	165	9	22	7	46	5	0	89	76
Reference	8	2	5	1	0	0	0	8	0
Reserve	1462	172	1100	170	8	1	0	1451	11
Special Collections	1	0	0	1	0	0	0	1	0
Stacks	1333	45	271	76	180	18	4	594	739
ILL	8	0	3	1	4	0	0	8	0
File	12	0	10	0	0	0	0	10	2
Maps	2	2	0	0	0	0	0	2	0
TOTAL	3721	445	1516	361	504	28	11	2865	856

*The Difference represents all UMS patrons other than Fort Kent who checked out materials at the different locations.

University of Maine System Checkouts from Blake Library FY2018

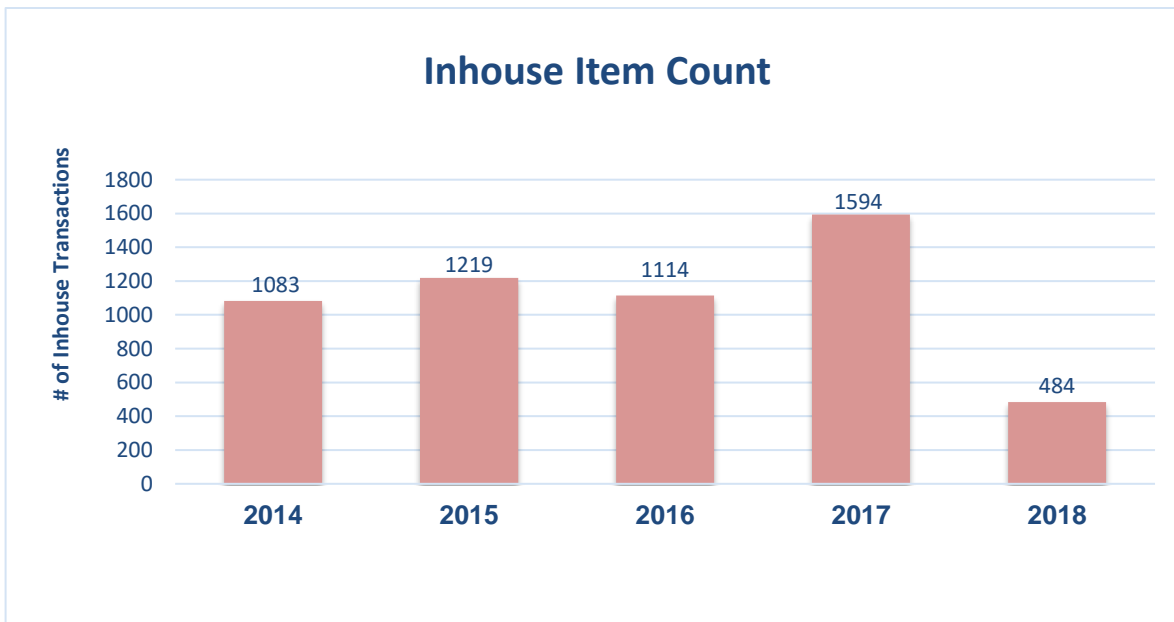
LOCATION	2014	2015	2016	2017	2018
Acadian Reference	3	0	0	0	0
Curriculum Collection	0	0	0	0	0
Acadian Archives Media	0	0	0	0	0
Maine Documents	0	0	0	0	0
Juvenile	4	0	0	37	8
Maker Space	na	na	0	0	0
Media	75	73	34	28	14
Old Model School	0	0	0	10	0
Oversize	5	7	11	45	6
Young Adult	54	69	76	0	76
Reference	0	0	0	0	0
Reserve	2	3	1	0	11
Special Collections	0	0	0	0	0
File	0	0	0	0	2
Stacks	1114	1066	855	778	739
TOTAL	1257	1218	977	898	856

Five Year Comparison of UMS Checkouts



INHOUSE COUNT STATISTICS BY ITEM LOCATION

FK ITEM LOCATION	2014	2015	2016	2017	2018	% Change
CURRICULUM COLL	34	64	56	49	20	-59%
JUVENILE	225	411	180	189	59	-69%
MEDIA	30	16	23	9	9	0%
OVERSIZE	2	20	21	20	0	-100%
YOUNG ADULT	101	155	159	257	36	-86%
REFERENCE	8	15	8	6	5	-17%
RESERVE	80	83	50	28	33	18%
SPECIAL COLLECTIONS	43	45	112	49	84	71%
STACKS	560	407	498	983	237	-76%
MAP	0	3	6	4	1	-75%
MAINE DOC	0	0	1	0	0	N/A
TOTAL	1083	1219	1114	1594	484	-70%



TOTAL CIRCULATION TRANSACTIONS BY TERMINAL NUMBER

JULY 2017 - JUNE 2018

TERMINAL #	TOTAL	CHKOUTS	CHKINS	RENEWALS	HOLDS	RECALLS
540	9255	4163	4314	512	263	3
716	0	0	0	0	0	0
TOTAL	9255	4163	4314	512	263	3

JULY 2016 - JUNE 2017

TERMINAL #	TOTAL	CHKOUTS	CHKINS	RENEWALS	HOLDS	RECALLS
540	10018	4497	4667	547	306	1
716	0	0	0	0	0	0
TOTAL	10018	4497	4667	547	306	1

JULY 2015 - JUNE 2016

TERMINAL #	TOTAL	CHKOUTS	CHKINS	RENEWALS	HOLDS	RECALLS
540	12075	5448	5666	686	275	0
716	0	0	0	0	0	0
TOTAL	12075	5448	5666	686	275	0

JULY 2014 - JUNE 2015

TERMINAL #	TOTAL	CHKOUTS	CHKINS	RENEWALS	HOLDS	RECALLS
540	15674	7106	7684	664	220	0
710	0	0	0	0	0	0
715	0	0	0	0	0	0
716	19	0	5	14	0	0
TOTAL	15693	7106	7689	678	220	0

JULY 2013 - JUNE 2014

TERMINAL #	TOTAL	CHKOUTS	CHKINS	RENEWALS	HOLDS	RECALLS
540	17043	8136	8302	594	11	0
710	0	0	0	0	0	0
715	0	0	0	0	0	0
716	414	0	0	71	343	0
TOTAL	17457	8136	8302	665	354	0

fkcirc = 710 (all fkcirc character based logins)

fkstaff = 715 (all fkstaff logins)

webfk = 716 (all fk webpac logins) - patrons signing in to their account through URSUS