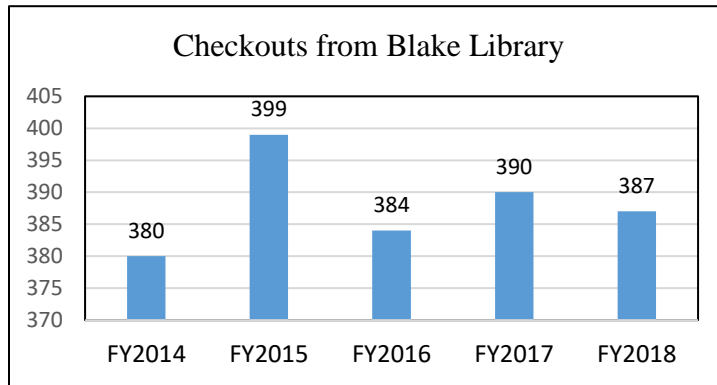


## Maine InfoNet Yearly Comparison

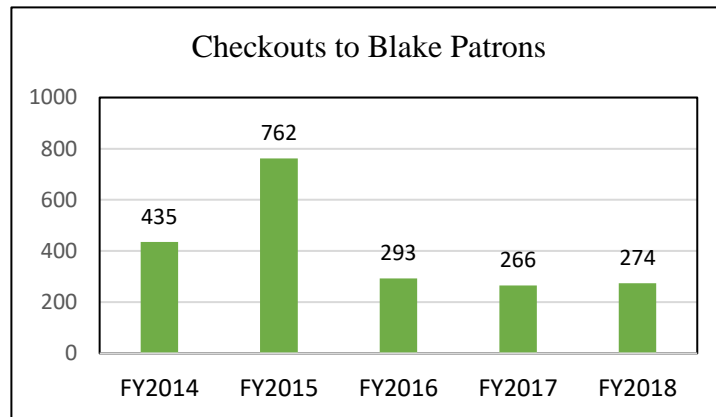
### LENDING

	FY2014	FY2015	FY2016	FY2017	FY2018
<b>Maine InfoNet</b>	<b>380</b>	<b>399</b>	<b>384</b>	<b>390</b>	<b>387</b>
<b>**Portland Public Library</b>	92	88	95	57	96



### BORROWING

	FY2014	FY2015	FY2016	FY2017	FY2018
<b>Maine InfoNet</b>	<b>435</b>	<b>762</b>	<b>293</b>	<b>266</b>	<b>274</b>
<b>** Portland Public Library</b>	80	168	77	98	61



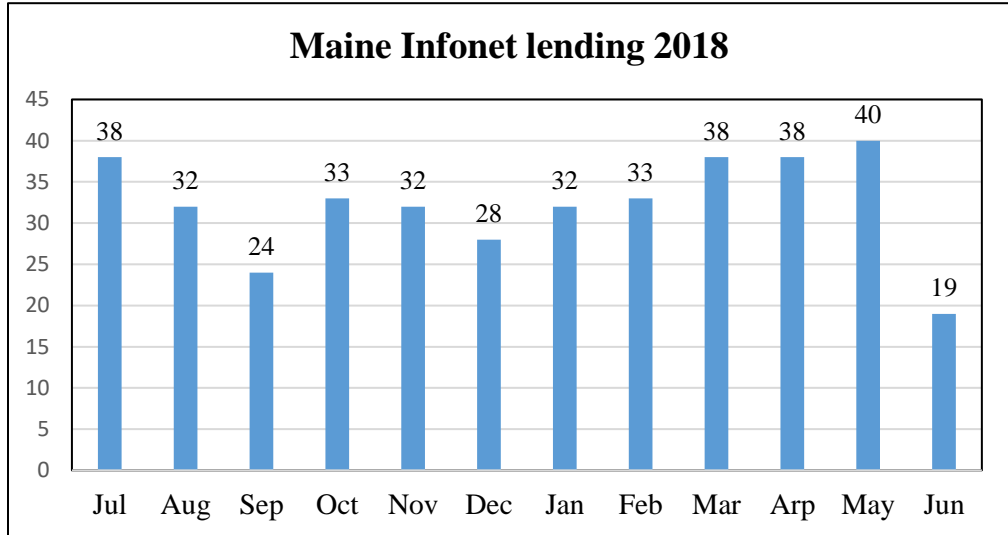
**Maine InfoNet lending and borrowing includes:** Minerva database transactions, Holdings database, Bates, Bowdoin, Colby, Maine College of Art, Maine Maritime Academy, Portland Public Library and University of New England combined into one group.

\*\* Denotes library with the most activity within this grouping.

## Maine InfoNet Monthly Lending Activity

Checkouts from Blake

InfoNet libraries	Jul	Aug	Sep	Oct	Nov	Dec	Jan	Feb	Mar	Arp	May	Jun
	38	32	24	33	32	28	32	33	38	38	40	19



## Maine InfoNet Monthly Borrowing Activity

Checkouts to Blake

InfoNet libraries	Jul	Aug	Sep	Oct	Nov	Dec	Jan	Feb	Mar	Arp	May	Jun
	28	27	24	34	18	11	19	36	27	11	21	18

