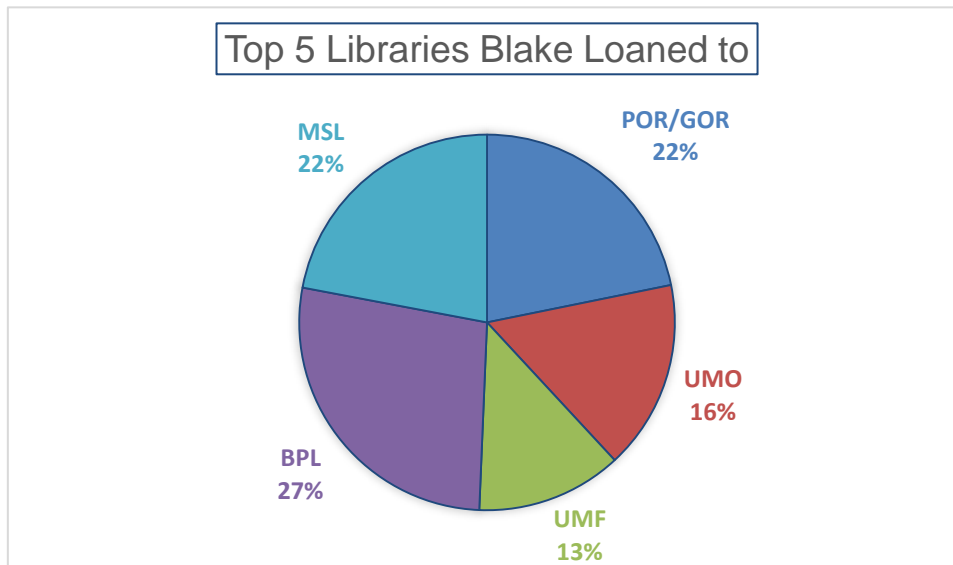
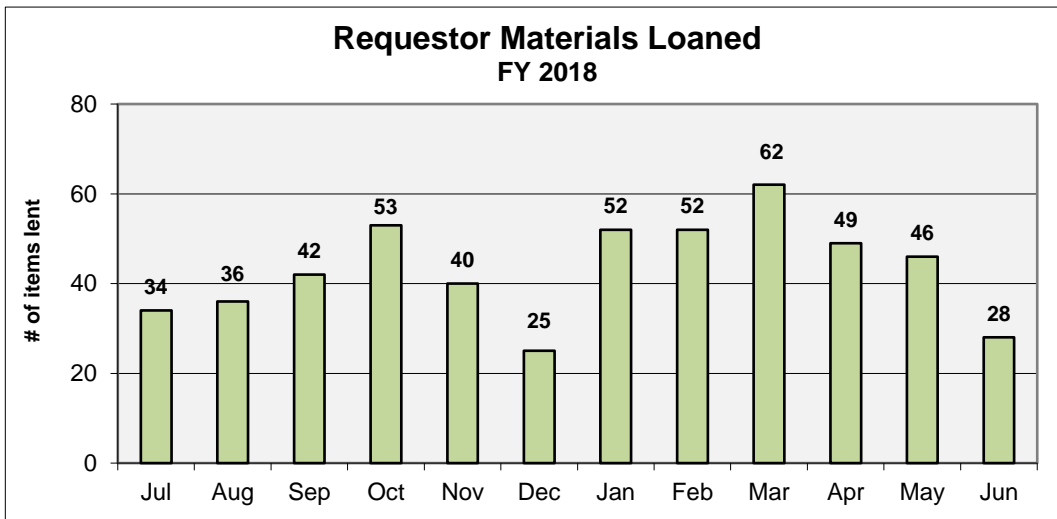


## Requestor Materials Loaned by Blake Library - FY2018

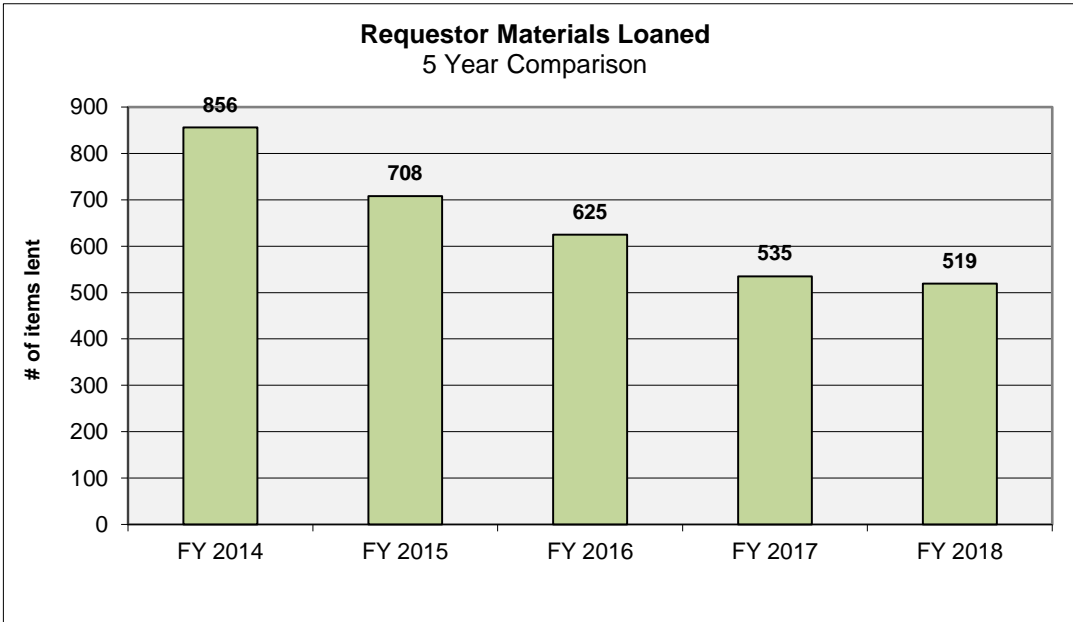
Location	Jul	Aug	Sep	Oct	Nov	Dec	Jan	Feb	Mar	Apr	May	Jun	Total	%of Total
UMPI	2	1	0	2	0	1	3	0	0	2	0	0	11	2.12%
POR/GOR	8	9	9	9	12	2	13	10	13	8	4	2	99	19.08%
UMA	1	0	3	0	3	1	1	8	4	1	6	4	32	6.17%
UMO	6	6	9	14	5	2	7	9	9	5	2	0	74	14.26%
UMF	1	4	6	7	3	1	6	8	6	7	7	1	57	10.98%
LAW	0	0	0	0	0	0	0	0	0	0	0	0	0	0.00%
FK	0	0	1	1	2	2	0	0	1	0	1	0	8	1.54%
UMM	0	1	2	2	2	0	1	2	2	0	1	1	14	2.70%
LEW/AUB	0	0	0	0	0	0	0	0	0	0	0	0	0	0.00%
BPL	9	10	7	9	6	6	12	3	14	19	14	15	124	23.89%
MSL	7	5	5	9	7	10	9	12	13	7	11	5	100	19.27%
OTHER*	0	0	0	0	0	0	0	0	0	0	0	0	0	0.00%
<b>TOTAL</b>	<b>34</b>	<b>36</b>	<b>42</b>	<b>53</b>	<b>40</b>	<b>25</b>	<b>52</b>	<b>52</b>	<b>62</b>	<b>49</b>	<b>46</b>	<b>28</b>	<b>519</b>	<b>100.00%</b>

\* NOTE: OTHER includes Leg., BCL, and Misc. requests.



**Requestor Materials Loaned by Blake Library  
5 Year Comparison**

MONTH	FY 2014	FY 2015	FY 2016	FY 2017	FY 2018
JUL	71	65	45	42	34
AUG	73	69	51	52	36
SEP	99	80	72	56	42
OCT	58	70	63	45	53
NOV	79	56	62	49	40
DEC	46	45	42	30	25
JAN	86	72	80	61	52
FEB	60	47	43	45	52
MAR	67	57	36	38	62
APR	61	47	46	40	49
MAY	67	44	35	35	46
JUN	89	56	50	42	28
<b>TOTAL</b>	<b>856</b>	<b>708</b>	<b>625</b>	<b>535</b>	<b>519</b>

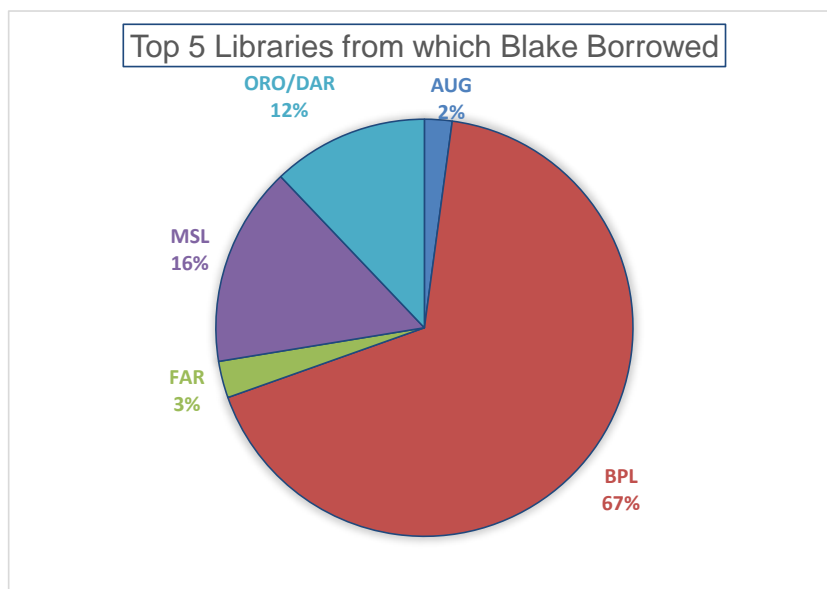
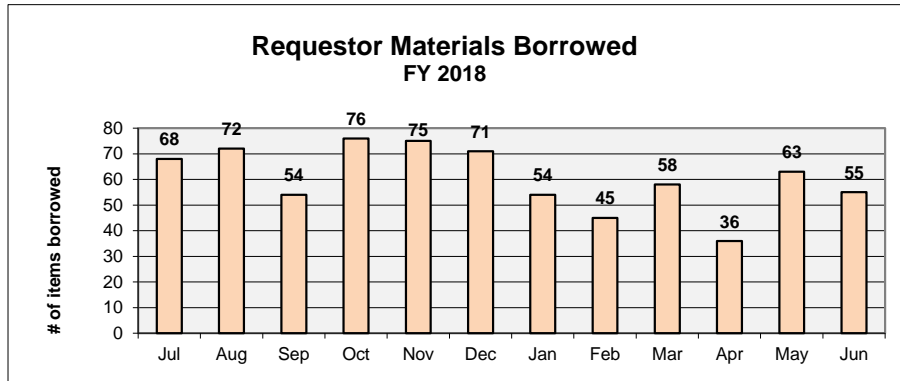


### Requestor Materials Borrowed by Blake Library Patrons - FY2018

Location	Jul	Aug	Sep	Oct	Nov	Dec	Jan	Feb	Mar	Apr	May	Jun	Total	%of Total
AUG	1	1	1	0	0	1	2	0	0	0	5	1	12	1.65%
BCL(umab)	0	3	2	2	0	0	3	2	0	1	0	2	15	2.06%
BPL	50	38	28	35	27	31	32	15	30	22	31	40	379	52.13%
FAR	3	3	1	0	1	3	1	1	2	0	0	1	16	2.20%
FK	0	0	1	1	2	2	0	0	1	0	1	0	8	1.10%
LAW	0	0	0	0	0	0	0	0	0	0	0	0	0	0.00%
LEG	0	0	0	0	0	0	0	0	0	0	0	0	0	0.00%
MAC	0	3	0	4	3	2	1	1	1	1	1	0	16	2.20%
MSL	4	10	8	10	9	5	8	7	8	5	10	3	87	11.97%
ORO/DAR	3	4	4	8	15	12	2	5	5	1	5	4	68	9.35%
PI	0	1	1	0	1	0	0	0	0	0	0	3	6	0.83%
USM: GOR	0	1	1	1	2	5	1	1	1	0	1	0	14	1.93%
LEW	1	1	2	2	0	0	0	0	1	0	0	0	7	0.96%
POR	2	1	2	1	6	0	2	2	3	2	2	0	23	3.16%
no location*	0	0	0	0	0	0	0	0	0	0	0	0	0	0.00%
TITLE LEVEL**	4	6	3	12	9	10	2	11	6	4	8	1	76	10.45%
<b>TOTAL</b>	<b>68</b>	<b>72</b>	<b>54</b>	<b>76</b>	<b>75</b>	<b>71</b>	<b>54</b>	<b>45</b>	<b>58</b>	<b>36</b>	<b>63</b>	<b>55</b>	<b>727</b>	<b>100.00%</b>

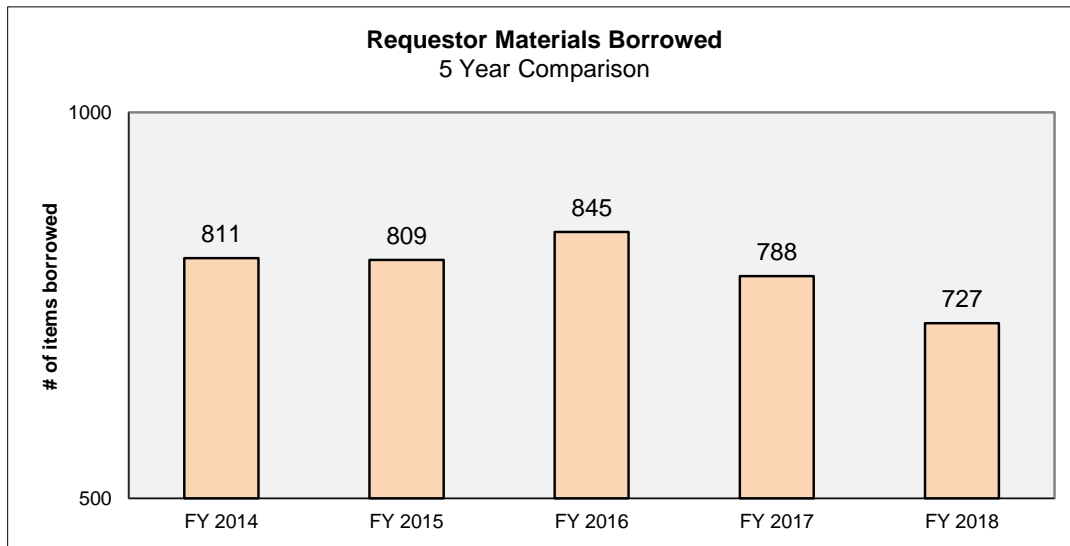
\* Number represents unknown location.

\*\* Number represents difference between materials borrowed and patron type totals.



**Requestor Materials Borrowed by Blake Library  
5 Year Comparison**

MONTH	FY 2014	FY 2015	FY 2016	FY 2017	FY 2018
JUL	50	48	61	79	68
AUG	49	65	57	65	72
SEP	62	64	67	68	54
OCT	94	69	90	64	76
NOV	84	102	68	89	75
DEC	43	52	19	42	71
JAN	96	94	105	74	54
FEB	63	77	75	72	45
MAR	66	62	93	62	58
APR	70	39	67	53	36
MAY	71	48	54	63	63
JUN	63	89	89	57	55
<b>TOTAL</b>	<b>811</b>	<b>809</b>	<b>845</b>	<b>788</b>	<b>727</b>



### Requestor Use by FK Patron Types - FY2018

	Jul	Aug	Sep	Oct	Nov	Dec	Jan	Feb	Mar	Apr	May	Jun	Total	% of Total
<b>Faculty</b>	4	1	2	10	6	6	1	0	2	0	0	0	32	4.40%
<b>Student</b>	2	3	9	18	22	16	9	8	5	2	6	3	103	14.17%
<b>Staff</b>	21	20	9	10	23	16	17	14	20	8	21	17	196	26.96%
<b>Community</b>	41	46	33	37	23	32	27	23	31	26	36	35	390	53.65%
<b>Public School</b>	0	0	0	0	0	0	0	0	0	0	0	0	0	0.00%
<b>Special</b>	0	2	1	1	1	1	0	0	0	0	0	0	6	0.83%
<b>Totals</b>	<b>68</b>	<b>72</b>	<b>54</b>	<b>76</b>	<b>75</b>	<b>71</b>	<b>54</b>	<b>45</b>	<b>58</b>	<b>36</b>	<b>63</b>	<b>55</b>	<b>727</b>	<b>100.00%</b>

