

**EBSCO Databases**  
**Counter Use Report (R4) FY2018**

<b>Database Title</b>	<b>Searches</b>	<b>Result Clicks</b>	<b>Record Views</b>
Academic Search Complete	6,024	7,660	3,988
Agricola	773	5	4
AHFS Consumer Medication Information	796	-	-
America: History & Life	558	3	1
Art Full Text	536	47	29
Art Index Retrospective	523	2	1
Audiobook Collection (EBSCOhost)	530	-	-
Biomedical Reference Collection: Basic	865	4	3
Business Source Complete	1,060	1,235	729
CINAHL with Full Text	9,510	12,835	6,810
eBook Collection (EBSCOhost)	801	43	27
Education Full Text	632	235	123
Environment Complete	840	317	188
ERIC	806	41	28
FSTA - Food Science and Technology Abstracts	768	17	7
Funk & Wagnalls New World Encyclopedia	771	17	7
GreenFILE	771	-	-
Health Source - Consumer Edition	1,198	10	5
Health Source: Nursing/Academic Edition	1,425	61	33
Historical Abstracts	541	-	-
Hobbies & Crafts Reference Center	775	15	6
Library, Info. Sci. & Tech. Abstracts	779	-	-
Literary Reference Center	807	133	79
MAS Ultra - School Edition	782	71	36
MasterFILE Premier	815	103	34
MEDLINE	1,517	307	166
Middle Search Plus	780	20	9
Military & Government Collection	744	115	68
NovelList Plus	9	21	21
NovelList Plus K-8	15	9	9
Nursing and Allied Health Collection: Basic	1,280	176	96
Poetry & Short Story Reference Center	46	9	4
Points of View Reference Center	10	187	99
Primary Search	1,043	-	-
PsycARTICLES	1,025	1,138	477
PsycInfo	1,726	1,208	669
Regional Business News	531	10	3
Serials Directory	512	8	8
SPORTDiscus	543	64	3
Teacher Reference Center	781	-	-
Wildlife & Ecology Studies Worldwide	527	-	-
<b>Totals</b>	<b>44,775</b>	<b>26,126</b>	<b>13,770</b>

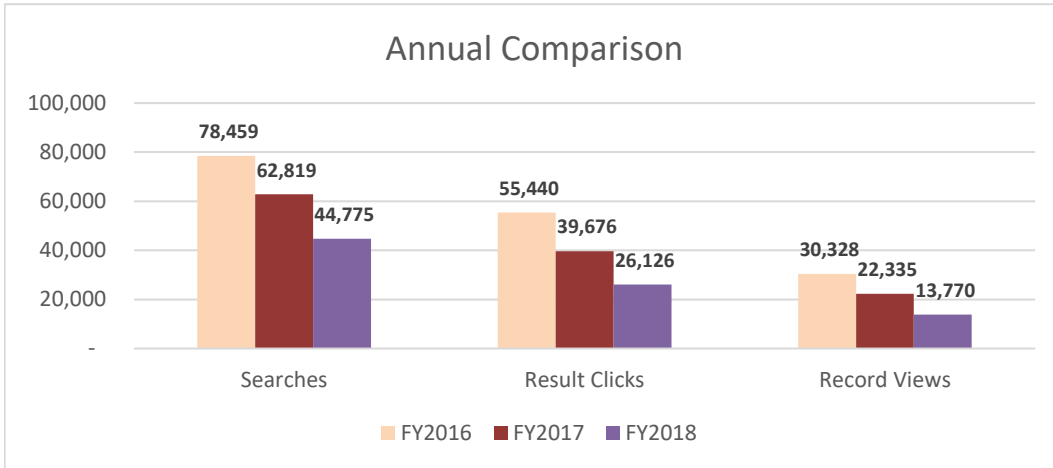
\*New or changed companies

\*\*Upgraded

\*\*\*Cancelling or upgraded to other

## Annual View: COUNTER Reports EBSCO Only Resources

		FY2016	FY2017	FY2018	% diff
<b>Searches</b>		78,459	62,819	44,775	-29%
<b>Result Clicks</b>		55,440	39,676	26,126	-34%
<b>Record Views</b>		30,328	22,335	13,770	-38%



**Result Click:** Count each time a user clicked a link from the search result to the detailed view, a link resolver, etc. (EBSCO)

**Record View:** Counts the abstract/detailed records explicitly viewed from the database

**Search:** A specific intellectual query, typically equated to submitting the search form of the online service to the server (EBSCO, abridged)

**Annual Comparison of UMFK EBSCO Databases**  
Common Databases Only

**Session Statistics**

<b>Database Title</b>	<b>UMFK FY2018</b>	<b>UMFK FY2017</b>	<b>% Change</b>
Academic Search Complete	4,831	6,093	-21%
Agricola	225	334	-33%
AHFS Consumer Medication Information	233	344	-32%
America: History & Life	140	150	-7%
Art Full Text	169	122	39%
Art Index Retrospective	131	101	30%
Audiobook Collection (EBSCOhost)	135	110	23%
Biomedical Reference Collection: Basic	264	439	-40%
Business Source Complete	1,048	850	23%
CINAHL with Full Text	5,557	5,054	10%
eBook Collection (EBSCOhost)	261	366	-29%
Education Full Text	311	352	-12%
Environment Complete	425	609	-30%
ERIC	248	345	-28%
European Views of the Americas	222	313	-29%
FSTA - Food Science and Technology Abstracts	224	321	-30%
Funk & Wagnalls New World Encyclopedia	224	328	-32%
GreenFILE	222	324	-31%
Health Source - Consumer Edition	344	490	-30%
Health Source: Nursing/Academic Edition	684	849	-19%
Historical Abstracts	139	119	17%
Hobbies & Crafts Reference Center	235	324	-27%
Library, Info. Sci. & Tech. Abstracts	231	334	-31%
Literary Reference Center	299	430	-30%
MAS Ultra - School Edition	257	354	-27%
MasterFILE Premier	300	600	-50%
MEDLINE	479	707	-32%
Middle Search Plus	232	343	-32%
Military & Government Collection	278	226	23%
NoveList Plus	19	17	12%
NoveList Plus K-8	10	25	-60%
Nursing and Allied Health Collection: Basic	421	745	-43%
Poetry & Short Story Reference Center	36	6	500%
Points of View Reference Center	105	146	-28%
Primary Search	281	405	-31%
PsycARTICLES	774	473	64%
PsycInfo	598	414	44%
Regional Business News	138	112	23%
Serials Directory	0	121	-100%
SPORTDiscus	146	115	27%
Teacher Reference Center	225	335	-33%
Wildlife & Ecology Studies Worldwide	134	115	17%
<b>Totals</b>	<b>21,235</b>	<b>24,360</b>	<b>-13%</b>

\*New or changed companies

\*\*Upgraded

**Annual Comparison of UMFK EBSCO Databases**  
Common Databases Only

**Search Statistics**

<b>Database Title</b>	<b>UMFK FY2018</b>	<b>UMFK FY2017</b>	<b>% Change</b>
Academic Search Complete	6,125	14,797	-59%
Agricola	789	1,081	-27%
AHFS Consumer Medication Information	812	1,090	-26%
America: History & Life	362	530	-32%
Art Full Text	538	365	47%
Art Index Retrospective	525	348	51%
Audiobook Collection (EBSCOhost)	534	359	49%
Biomedical Reference Collection: Basic	886	1,219	-27%
Business Source Complete	1,078	1,554	-31%
CINAHL with Full Text	9,698	11,941	-19%
eBook Collection (EBSCOhost)	823	1,124	-27%
Education Full Text	634	571	11%
Environment Complete	856	1,094	-22%
ERIC	822	1,138	-28%
European Views of the Americas	802	1,011	-21%
FSTA - Food Science and Technology Abstracts	782	1,031	-24%
Funk & Wagnalls New World Encyclopedia	787	1,048	-25%
GreenFILE	787	1,037	-24%
Health Source - Consumer Edition	1,258	1,719	-27%
Health Source: Nursing/Academic Edition	1,482	2,316	-36%
Historical Abstracts	545	401	36%
Hobbies & Crafts Reference Center	791	1,025	-23%
Library, Info. Sci. & Tech. Abstracts	815	1,114	-27%
Literary Reference Center	823	1,125	-27%
MAS Ultra - School Edition	798	1,040	-23%
MasterFILE Premier	833	1,158	-28%
MEDLINE	1,578	2,460	-36%
Middle Search Plus	796	1,067	-25%
Military & Government Collection	765	775	-1%
NoveList Plus	18	33	-45%
NoveList Plus K-8	19	50	-62%
Nursing and Allied Health Collection: Basic	1,342	2,322	-42%
Poetry & Short Story Reference Center (FK)	46	9	411%
Points of View Reference Center	10	21	-52%
Primary Search	1,059	1,464	-28%
PsycARTICLES	1,059	876	21%
PsycInfo	1,765	1,428	24%
Regional Business News	535	367	46%
Serials Directory	0	443	-100%
SPORTDiscus	547	377	45%
Teacher Reference Center	797	1,106	-28%
Wildlife & Ecology Studies Worldwide	531	375	42%
<b>Totals</b>	<b>45,852</b>	<b>64,409</b>	<b>-29%</b>

\*New or changed companies/name

\*\*Upgraded

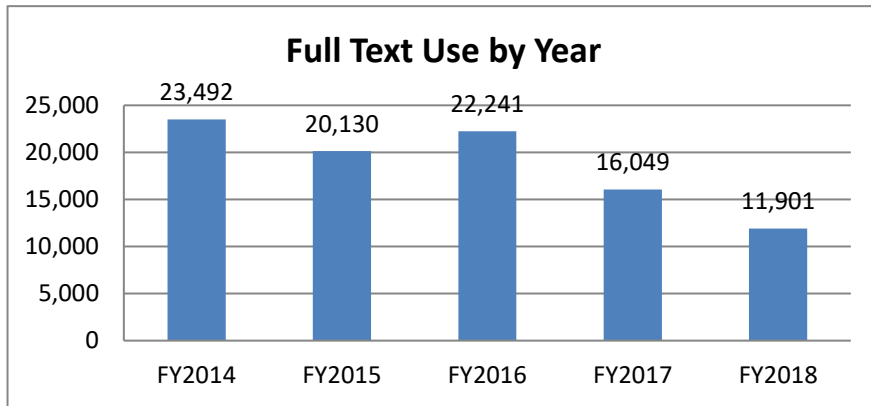
## Full-Text Requests Report FY2018

### UMFK EBSCOhost Databases

Database Name	FY2018 FT Requests	FY2017 FT Requests	% Difference	System \$\$
Academic Search Complete	3,892	6,162	-37%	
Agricola	-	-	N/A	
AHFS Consumer Medication Information	-	-	N/A	
America: History & Life	-	-	N/A	v
Art Full Text	18	21	-14%	v
Art Index Retrospective	-	-	N/A	v
Audiobook Collection (EBSCOhost)	-	-	N/A	
Biomedical Reference Collection: Basic	4	47	-91%	
Business Source Complete	534	577	-7%	
CINAHL with Full Text	5,531	6,317	-12%	v
eBook Collection (EBSCOhost)	16	5	220%	
Education Full Text	192	317	-39%	v
Environment Complete	146	266	-45%	
ERIC	-	-	N/A	
European Views of the Americas	-	-	N/A	
FSTA - Food Science and Technology Abstracts	-	-	N/A	
Funk & Wagnalls New World Encyclopedia	10	5	100%	
GreenFILE	-	-	N/A	
Health Source - Consumer Edition	7	42	-83%	
Health Source: Nursing/Academic Edition	293	344	-15%	
Historical Abstracts	-	-	N/A	v
Hobbies & Crafts Reference Center	7	5	40%	
Library, Info. Sci. & Tech. Abstracts	-	-	N/A	
Literary Reference Center	57	105	-46%	
MAS Ultra - School Edition	34	21	62%	
MasterFILE Premier	98	466	-79%	
MEDLINE	-	-	N/A	
Middle Search Plus	11	29	-62%	
Military & Government Collection	51	9	467%	
NoveList Plus	-	-	N/A	
NoveList Plus K-8	-	-	N/A	
Nursing and Allied Health Collection: Basic	73	329	-78%	
Poetry & Short Story Reference Center (FK)	5	76	-93%	
Points of View Reference Center	88	84	5%	
Primary Search	-	2	-100%	
PsycARTICLES	827	816	1%	v
PsycInfo	-	-	N/A	v
Regional Business News	7	4	75%	
Serials Directory	-	-	N/A	
SPORTDiscus	-	-	N/A	v
Teacher Reference Center	-	-	N/A	
Wildlife & Ecology Studies Worldwide	-	-	N/A	
<b>Totals</b>	<b>11,901</b>	<b>16,049</b>	<b>-26%</b>	

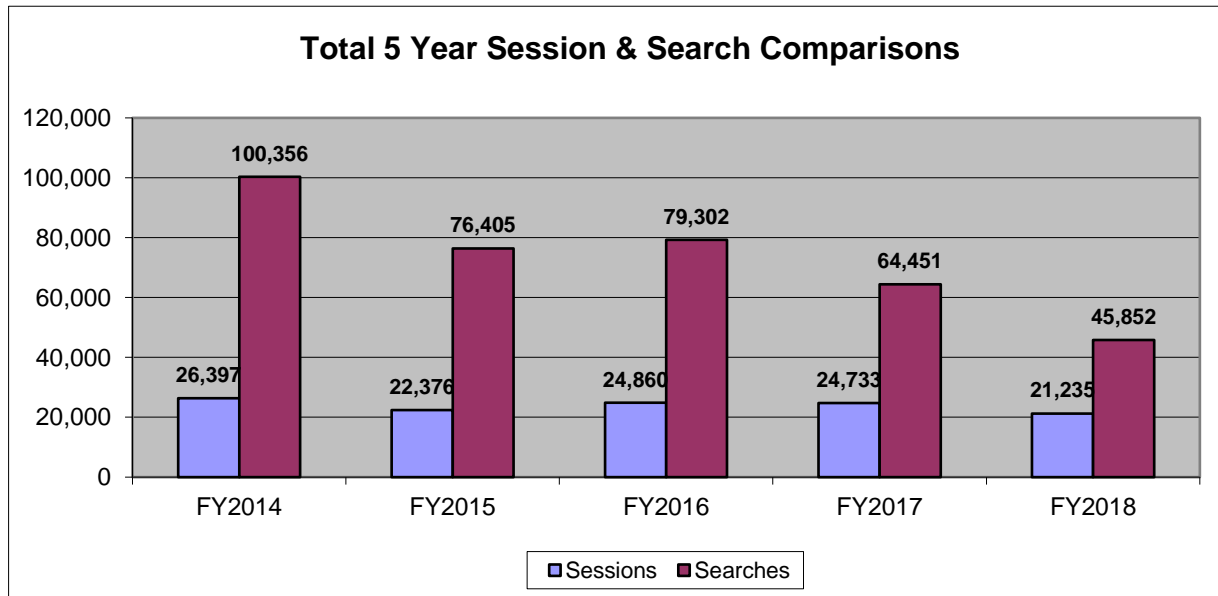
<b>Collections auto access via other databases:</b>	<b>FY2018 Searches</b>	<b>FY2018 Sessions</b>	<b>FY2017 Sessions</b>	<b>% Diff.</b>
Business Videos	1,045	388	492	-21%
Company Information	1,045	388	492	-21%
Hobbies & Crafts Video Collection	767	223	313	-29%
Image Collection	6,088	2,362	4,384	-46%
Image Quick View Collection	284	593	183	224%
MarketLine/Life Sci. Analytics Co.Profiles	1,045	388	492	-21%

These collections are not counted with the lists above because these items show up during searches through the above databases. To include these collections would skew our analysis on patron behavior.



<b>Full Text by Year</b>	<b>%chg</b>	
FY2014	23,492	
FY2015	20,130	-14%
FY2016	22,241	10%
FY2017	16,049	-28%
FY2018	11,901	-26%

The following data compares this year's database statistics to previous year's statistics without taking into account the database changes. This means percentage differences shown above when comparing databases may be different than what is shown below.



## Comparison of UMS databases to previous year and Percentage of UMFk Use of Common Databases

Using Common Ebsco Databases  
Counter 4 Reports

### Regular Searches

Database Title	UMS FY2017	UMS FY2018	UMS % Diff.	UMFK FY2018	UMFK % of Total
Academic Search Complete	211,407	200,762	-5%	6,024	3%
Agricola	38,975	30,239	-22%	773	2%
AHFS Consumer Medication Information	34,133	26,189	-23%	796	2%
America: History & Life	18,683	16,790	-10%	558	3%
Art Full Text & Art Ind. Retrospective	35,207	30,492	-13%	1,059	3%
Biomedical Reference Collection: Basic	35,957	27,499	-24%	865	2%
Business Source Complete	44,559	40,697	-9%	1,060	2%
CINAHL with Full Text	111,029	112,250	1%	9,510	9%
eBook Collection (EBSCOhost)	36,124	28,586	-21%	801	2%
Education Full Text	30,236	27,203	-10%	632	2%
Environment Complete	42,326	34,379	-19%	840	2%
ERIC	61,435	49,792	-19%	806	1%
FSTA - Food Science and Technology Abstracts	34,187	27,803	-19%	768	2%
Funk & Wagnalls New World Encyclopedia	34,284	26,169	-24%	771	2%
GreenFILE	36,168	28,169	-22%	771	2%
Health Source - Consumer Edition	37,968	31,027	-18%	1,198	3%
Health Source: Nursing/Academic Edition	44,086	35,559	-19%	1,425	3%
Historical Abstracts	17,124	15,192	-11%	541	3%
Hobbies & Crafts Reference Center	33,707	26,105	-23%	775	2%
Library, Info. Sci. & Tech. Abstracts	35,766	27,876	-22%	779	2%
Literary Reference Center	35,783	27,759	-22%	807	2%
MAS Ultra - School Edition	34,637	26,705	-23%	782	2%
MasterFILE Premier	35,894	27,801	-23%	815	2%
MEDLINE	66,285	62,398	-6%	1,517	2%
Middle Search Plus	34,487	26,684	-23%	780	2%
Military & Government Collection	21,736	24,144	11%	744	3%
Novelist Plus	719	1,807	151%	9	1%
Novelist Plus K-8	3,066	1,202	-61%	15	0%
Nursing and Allied Health Collection: Basic	43,700	36,775	-16%	1,280	3%
Points of View Reference Center	597	745	25%	10	2%
Primary Search	36,188	28,671	-21%	1,043	3%
PsycARTICLES	35,041	33,813	-4%	1,025	3%
PsycInfo	81,109	75,471	-7%	1,726	2%
Regional Business News	16,047	14,100	-12%	531	3%
Serials Directory	14,914	13,389	-10%	512	3%
SPORTDiscus	20,201	18,376	-9%	543	3%
Teacher Reference Center	36,307	27,941	-23%	781	2%
Wildlife & Ecology Studies Worldwide	20,160	16,549	-18%	527	3%
<b>Totals</b>	<b>1,510,232</b>	<b>1,307,108</b>	<b>-13%</b>	<b>44,199</b>	<b>3%</b>

## Result Clicks

Database Title	UMS FY2017	UMS FY2018	UMS % Diff.	UMFK FY2018	UMFK % of Total
Academic Search Complete	270,979	251,758	-7%	7,660	3%
Agricola	3,566	3,370	-5%	5	0%
AHFS Consumer Medication Information	56	22	-61%	-	0%
America: History & Life	3,342	2,786	-17%	3	0%
Art Full Text & Art Ind. Retrospective	5,169	4,535	-12%	49	1%
Biomedical Reference Collection: Basic	676	287	-58%	4	1%
Business Source Complete	25,152	31,242	<b>24%</b>	1,235	5%
CINAHL with Full Text	117,434	116,654	-1%	12,835	11%
eBook Collection (EBSCOhost)	3,108	3,824	<b>23%</b>	43	1%
Education Full Text	18,464	17,518	-5%	235	1%
Environment Complete	17,929	14,244	-21%	317	2%
ERIC	30,342	26,426	-13%	41	0%
FSTA - Food Science and Technology Abstracts	1,383	2,247	<b>62%</b>	17	1%
Funk & Wagnalls New World Encyclopedia	404	329	-19%	17	4%
GreenFILE	1,467	1,079	-26%	-	0%
Health Source - Consumer Edition	1,161	852	-27%	10	1%
Health Source: Nursing/Academic Edition	6,939	5,381	-22%	61	1%
Historical Abstracts	1,619	1,037	-36%	-	0%
Hobbies & Crafts Reference Center	457	471	<b>3%</b>	15	3%
Library, Info. Sci. & Tech. Abstracts	1,404	1,510	<b>8%</b>	-	0%
Literary Reference Center	6,471	5,071	-22%	133	2%
MAS Ultra - School Edition	2,216	2,197	-1%	71	3%
MasterFILE Premier	6,986	5,917	-15%	103	1%
MEDLINE	33,016	34,222	<b>4%</b>	307	1%
Middle Search Plus	782	876	<b>12%</b>	20	3%
Military & Government Collection	819	1,534	<b>87%</b>	115	14%
Novelist Plus	621	2,381	<b>283%</b>	21	3%
Novelist Plus K-8	3,518	1,651	-53%	9	0%
Nursing and Allied Health Collection: Basic	3,658	1,878	-49%	176	5%
Points of View Reference Center	2,429	2,700	<b>11%</b>	187	8%
Primary Search	170	167	-2%	-	0%
PsycARTICLES	28,836	29,601	<b>3%</b>	1,138	4%
PsycInfo	78,797	86,804	<b>10%</b>	1,208	2%
Regional Business News	413	386	-7%	10	2%
Serials Directory	211	146	-31%	8	4%
SPORTDiscus	4,175	3,798	-9%	64	2%
Teacher Reference Center	933	766	-18%	-	0%
Wildlife & Ecology Studies Worldwide	4,530	2,792	-38%	-	0%
<b>Totals</b>	<b>689,632</b>	<b>668,459</b>	<b>-3%</b>	<b>26,117</b>	<b>4%</b>



## Record Views

Database Title	UMS FY2017	UMS FY2018	UMS % Diff.	UMFK FY2017	UMFK % of Total
Academic Search Complete	152,655	140,644	-8%	3,988	3%
Agricola	2,236	2,242	0%	4	0%
AHFS Consumer Medication Information	50	19	-62%	-	0%
America: History & Life	2,051	1,632	-20%	1	0%
Art Full Text & Art Ind. Retrospective	3,973	4,061	2%	30	1%
Biomedical Reference Collection: Basic	401	166	-59%	3	1%
Business Source Complete	13,149	16,457	25%	729	6%
CINAHL with Full Text	63,420	65,146	3%	6,810	11%
eBook Collection (EBSCOhost)	1,667	2,027	22%	27	2%
Education Full Text	9,754	9,314	-5%	123	1%
Environment Complete	10,931	8,581	-21%	188	2%
ERIC	19,346	17,156	-11%	28	0%
FSTA - Food Science and Technology Abstracts	870	1,381	59%	7	1%
Funk & Wagnalls New World Encyclopedia	171	131	-23%	7	4%
GreenFILE	1,043	655	-37%	-	0%
Health Source - Consumer Edition	530	407	-23%	5	1%
Health Source: Nursing/Academic Edition	3,824	3,097	-19%	33	1%
Historical Abstracts	1,108	655	-41%	-	0%
Hobbies & Crafts Reference Center	110	175	59%	6	5%
Library, Info. Sci. & Tech. Abstracts	803	940	17%	-	0%
Literary Reference Center	3,306	2,488	-25%	79	2%
MAS Ultra - School Edition	1,011	1,009	0%	36	4%
MasterFILE Premier	3,262	2,670	-18%	34	1%
MEDLINE	19,763	20,135	2%	166	1%
Middle Search Plus	350	424	21%	9	3%
Military & Government Collection	418	808	93%	68	16%
Novelist Plus	620	2,381	284%	21	3%
Novelist Plus K-8	3,464	1,553	-55%	9	0%
Nursing and Allied Health Collection: Basic	1,965	1,878	-4%	96	5%
Points of View Reference Center	1,105	1,121	1%	99	9%
Primary Search	73	72	-1%	-	0%
PsycARTICLES	11,699	12,442	6%	477	4%
PsycInfo	46,907	56,958	21%	669	1%
Regional Business News	176	184	5%	3	2%
Serials Directory	205	139	-32%	8	4%
SPORTDiscus	2,366	2,113	-11%	3	0%
Teacher Reference Center	511	400	-22%	-	0%
Wildlife & Ecology Studies Worldwide	2,824	1,799	-36%	-	0%
<b>Totals</b>	<b>388,117</b>	<b>383,460</b>	<b>-1%</b>	<b>13,766</b>	<b>4%</b>

## COUNTER Reports

### Quick Look

	UMS	UMFK	UMFK % of Total
Regular Searches	1,307,108	44,199	3%
Result Clicks	668,459	26,117	4%
Record Views	383,460	13,766	4%

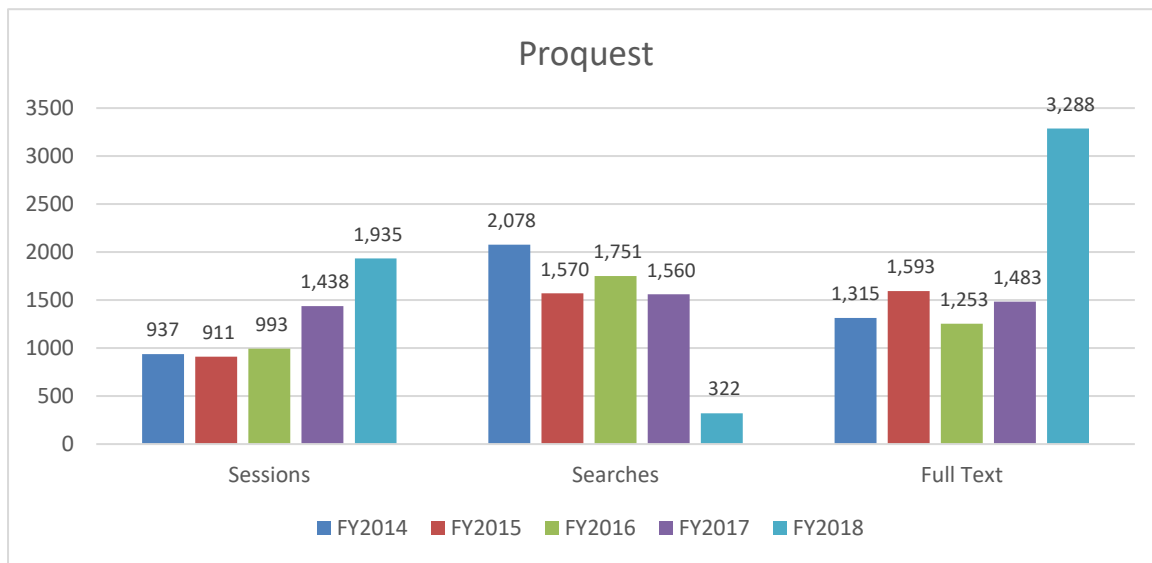
# Other Shared Databases

## Proquest Collection

	FY2014	FY2015	FY2016	FY2017	FY2018	% Diff
Sessions	937	911	993	1,438	1,935	35%
Searches	2,078	1,570	1,751	1,560	322	-79%
Full Text	1,315	1,593	1,253	1,483	3,288	122%

## COUNTER Reports

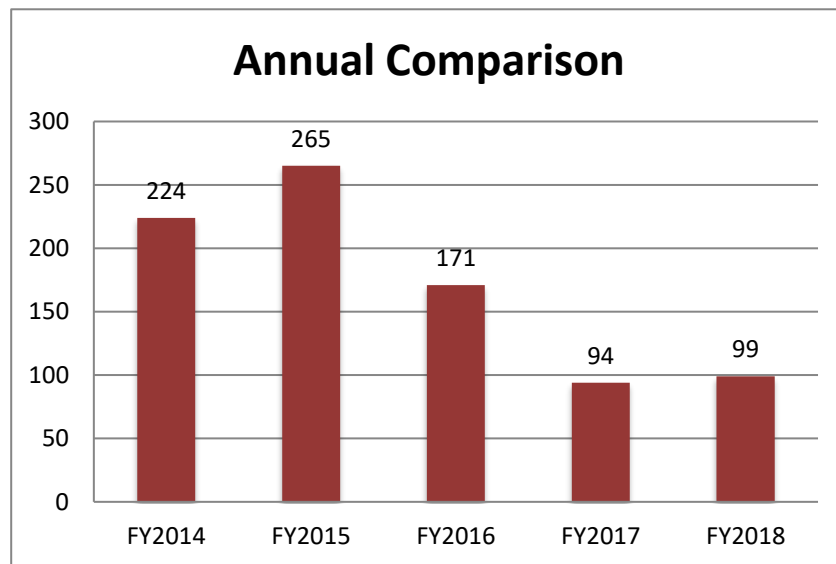
	FY2015	FY2016	FY2017	FY2018	% Diff
Result Clicks	949	1,188	598	123	-79%
Record Views	495	564	635	280	-56%



## BioOne Science Database

### Full Text Requests

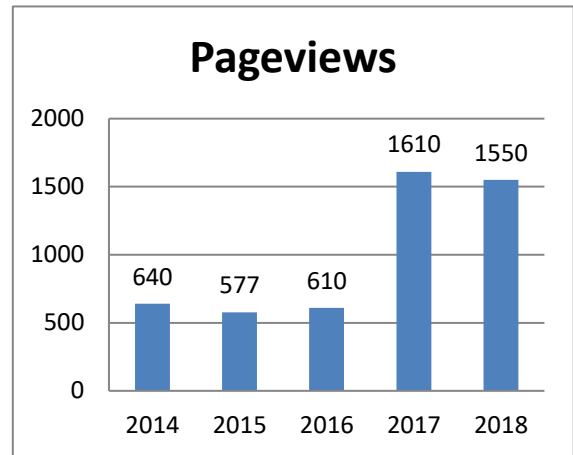
	FY2014	FY2015	FY2016	FY2017	FY2018	% Diff
Jul	109	2	0	1	7	
Aug	5	0	2	7	0	
Sep	2	18	22	9	3	
Oct	7	4	4	22	12	
Nov	6	7	24	6	12	
Dec	37	20	7	2	4	
Jan	5	10	2	1	2	
Feb	21	147	31	12	3	
Mar	6	38	61	15	16	
Apr	15	15	13	18	37	
May	10	3	4	1	2	
Jun	1	1	1	0	1	
<b>Total</b>	<b>224</b>	<b>265</b>	<b>171</b>	<b>94</b>	<b>99</b>	<b>5%</b>



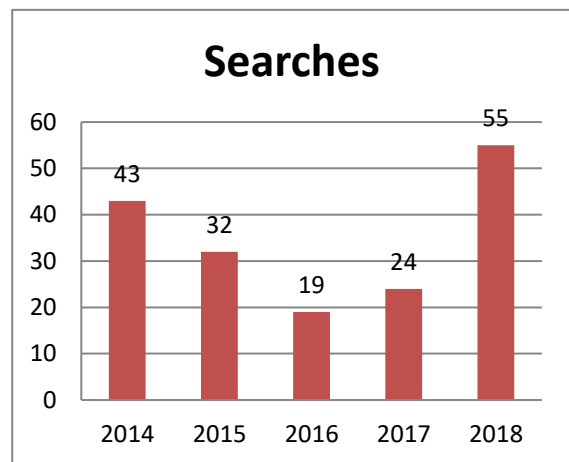
Type	2014	2015	2016	2017	2018	% Diff
Searches	339	299	321	68	52	-24%
Result clicks	79	152	98	11	25	127%

## Chronicle of Higher Education - Statistics

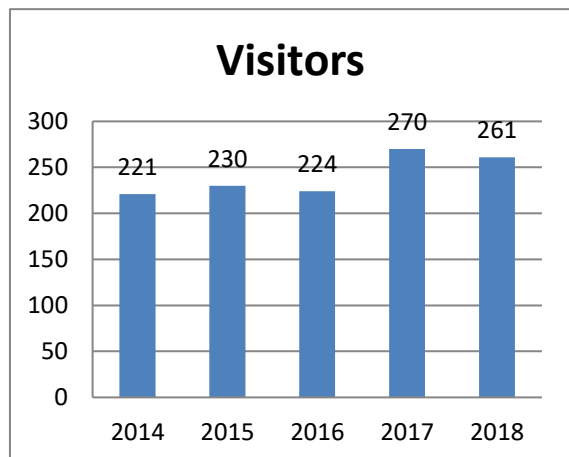
Pageviews	2014	2015	2016	2017	2018	% Diff
Jun	51	64	64	70	14	-80%
May	40	39	49	220	125	-43%
Apr	78	64	79	110	145	32%
Mar	23	66	59	254	297	17%
Feb	65	49	105	110	109	-1%
Jan	49	53	64	90	111	23%
Dec	37	44	36	119	122	3%
Nov	24	31	15	134	179	34%
Oct	101	40	28	126	156	24%
Sep	72	45	34	144	109	-24%
Aug	53	30	32	116	111	-4%
Jul	47	52	45	117	72	-38%
<b>Total</b>	<b>640</b>	<b>577</b>	<b>610</b>	<b>1610</b>	<b>1550</b>	<b>-4%</b>



Searches	2014	2015	2016	2017	2018	% Diff
Jun	6	4	0	0	1	0%
May	0	3	3	5	13	160%
Apr	13	14	5	0	4	0%
Mar	0	6	1	2	19	850%
Feb	10	2	2	0	3	0%
Jan	2	1	0	0	0	0%
Dec	0	0	0	5	3	-40%
Nov	0	0	0	0	4	0%
Oct	2	0	0	2	2	0%
Sep	5	2	1	3	2	-33%
Aug	5	0	2	0	4	0%
Jul	0	0	5	7	0	-100%
<b>Total</b>	<b>43</b>	<b>32</b>	<b>19</b>	<b>24</b>	<b>55</b>	<b>129%</b>

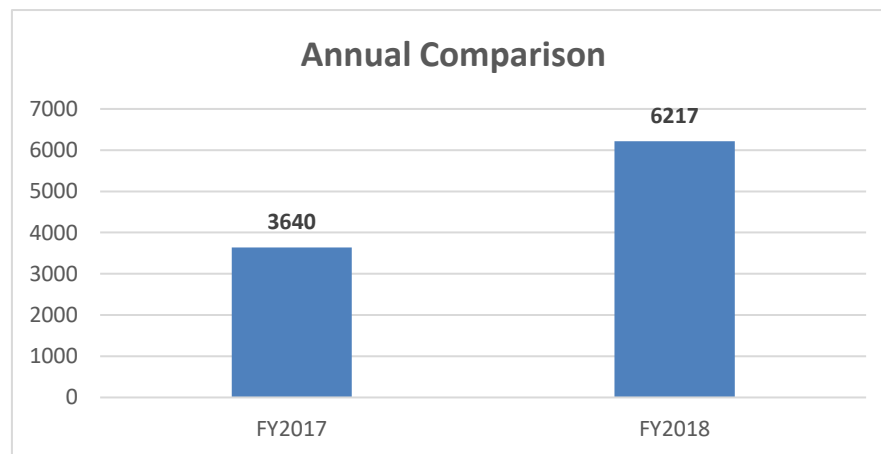
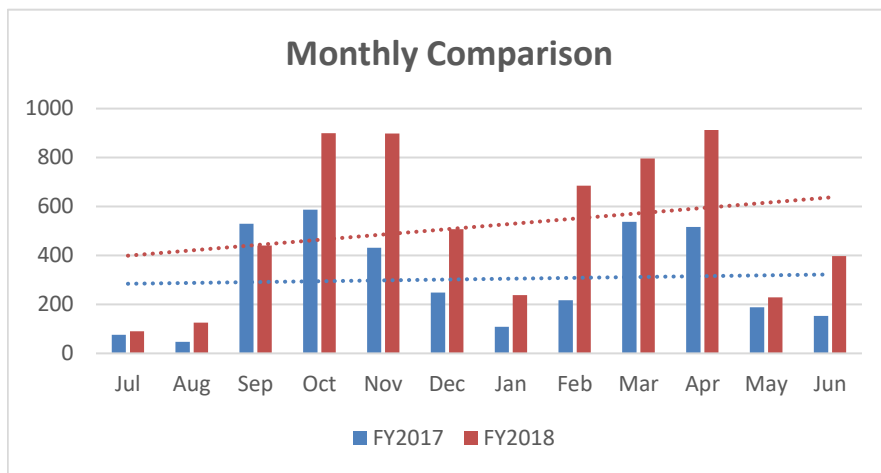


Visitors	2014	2015	2016	2017	2018	% Diff
Jun	18	23	28	18	6	-67%
May	13	19	24	38	16	-58%
Apr	25	21	14	30	56	87%
Mar	16	24	18	36	36	0%
Feb	24	22	27	20	17	-15%
Jan	21	19	20	15	14	-7%
Dec	19	11	17	16	37	131%
Nov	14	16	10	18	20	11%
Oct	26	16	14	23	12	-48%
Sep	21	24	19	21	14	-33%
Aug	9	17	14	18	12	-33%
Jul	15	18	19	17	21	24%
<b>Total</b>	<b>221</b>	<b>230</b>	<b>224</b>	<b>270</b>	<b>261</b>	<b>-3%</b>



## ScienceDirect Full-Text Retrievals

Month				FY2017	FY2018	% Diff
Jul				76	90	
Aug				47	125	
Sep				530	441	
Oct				587	899	
Nov				432	898	
Dec				248	507	
Jan				109	238	
Feb				217	685	
Mar				537	796	
Apr				516	912	
May				188	229	
Jun				153	397	
<b>Total</b>				<b>3640</b>	<b>6217</b>	<b>71%</b>



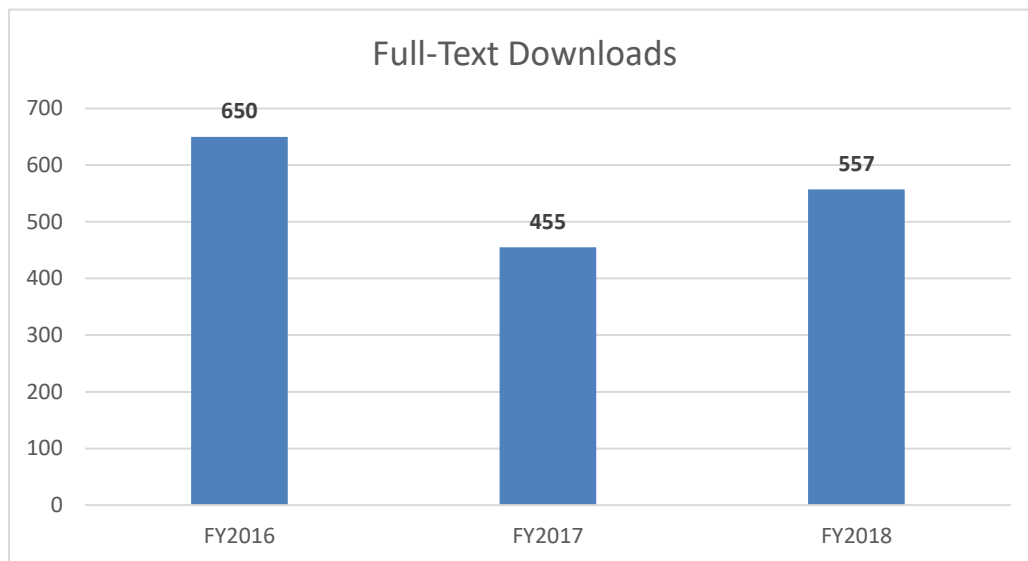
## Single Online Journals

### Full-Text Retrievals

			FY2016	FY2017	FY2018	% Diff
SS Clicks			318	517	590	14%
Full-Text Downloads			650	455	557	22%
<b>Total</b>			<b>968</b>	<b>972</b>	<b>1147</b>	<b>18%</b>

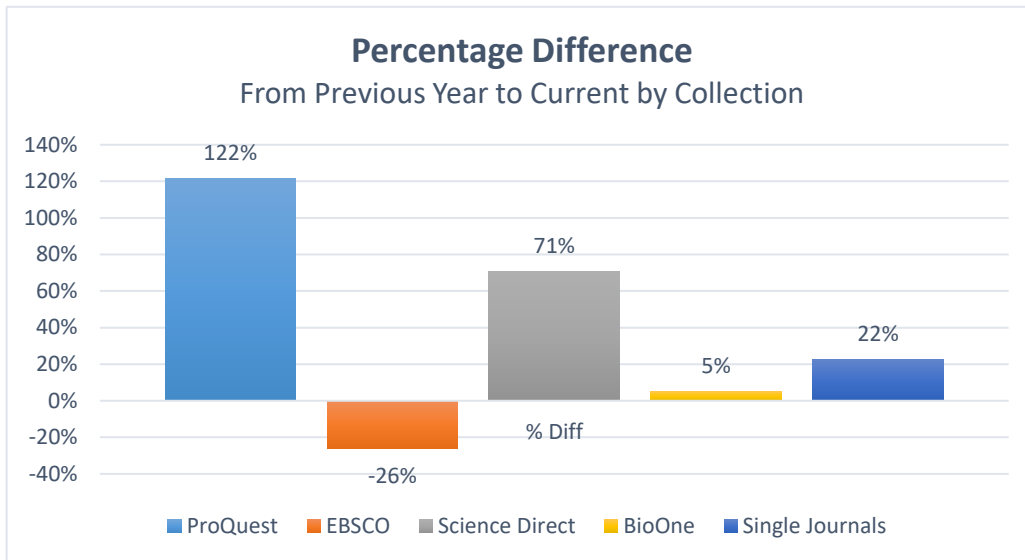
*(SS Clicks are the # of times the journal title was selected or "clicked.")*

Single Online Journals represent those journals we purchase individually and are not counted in the other databases. The full-text numbers do not reflect all the journals since we are unable to get data from all (at least not free).



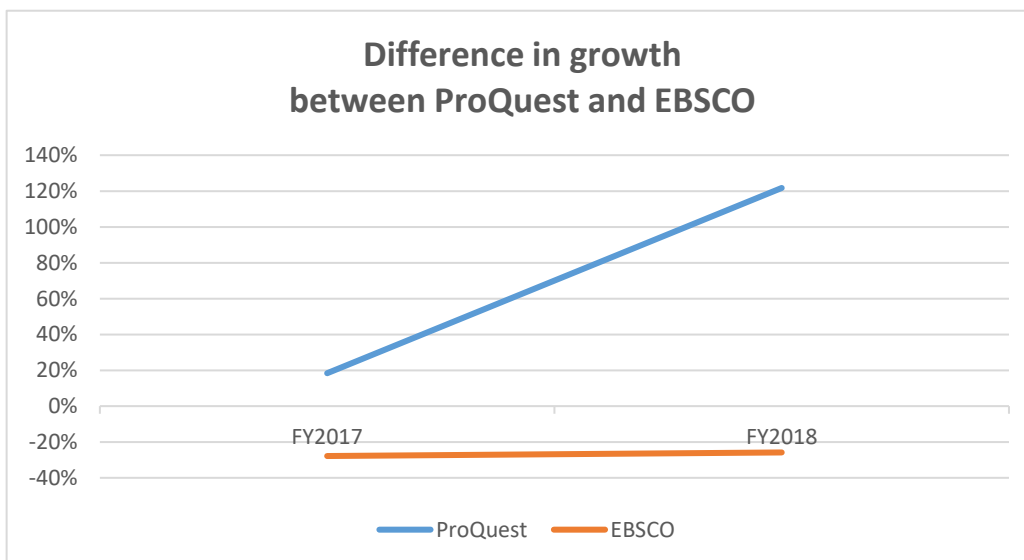
## Overall View of Full-Text Downloads

Collections:	FY2014	FY2015	FY2016	FY2017	FY2018	% Diff
ProQuest	1,315	1,593	1,253	1,483	3,288	122%
EBSCO	23,492	20,130	22,241	16,049	11,901	-26%
Science Direct				3,640	6,217	71%
BioOne	224	265	171	94	99	5%
Single Journals			650	455	557	22%
				<b>21,721</b>	<b>22,062</b>	<b>2%</b>



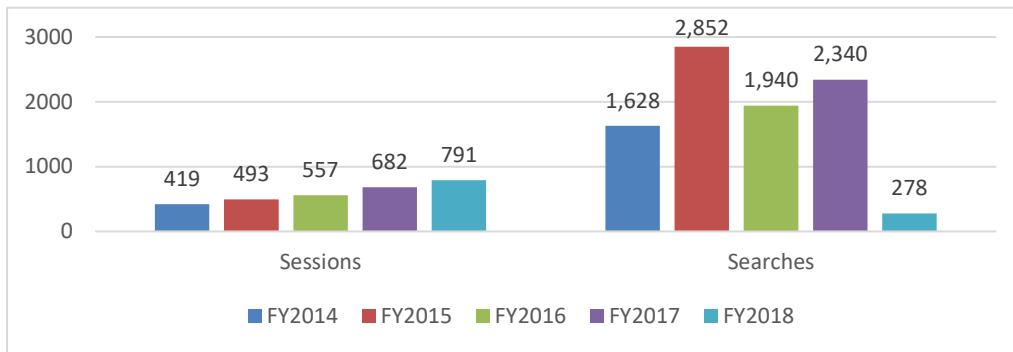
## View of Proquest Vs. EBSCO

Collections:	FY2014	FY2015	FY2016	FY2017	% Diff	FY2018	% Diff
ProQuest	1,315	1,593	1,253	1,483	18%	3,288	122%
EBSCO	23,492	20,130	22,241	16,049	-28%	11,901	-26%



## Films on Demand FY2018

year	FY2014	FY2015	FY2016	FY2017	FY2018	% diff
Sessions	419	493	557	682	791	16%
Searches	1,628	2,852	1,940	2,340	278	-88%
CORE Video Views				498	1,192	





## R2 Library - Ebooks

### Purchased Content

FY2015 statistics Title	Successful Content	TOC		Print	Email	Content	Access	Total	Cost Per	First
	Retrieval	Retrievals	Sessions	Requests	Requests	Turnaways	Turnaways	Resource Cost	Use	License Purchased
COMPLETE REVIEW FOR NCLEX-RN	26	26	6	2	0	1	0	\$ 251.00	\$ 9.65	9/22/2014
EVIDENCE-BASED PRACTICE FOR NURSES	522	135	55	0	19	5	0	\$ 349.00	\$ 0.67	5/20/2015
MOSBY'S DRUG REFERENCE FOR HEALTH PROFESSIONS	8	15	7	0	0	8	0	\$ 215.00	\$ 26.88	9/22/2014
NURSING CARE PLANS	10	6	4	0	0	0	0	\$ 299.00	\$ 29.90	9/22/2014
PUBLIC HEALTH NURSING: SCOPE AND STANDARDS OF PRACTICE	7	13	6	0	0	0	0	\$ 239.00	\$ 34.14	1/12/2015
	573	195	78	2	19	14	0	\$ 1,353.00	\$ 101.24	

FY2016 statistics Title	Successful Content	TOC		Print	Email	Content	Access	Total	Cost Per	First
	Retrieval	Retrievals	Sessions	Requests	Requests	Turnaways	Turnaways	Resource Cost	Use	License Purchased
COMPLETE REVIEW FOR NCLEX-RN	0	0	0	0	0	0	0	pdFY15	\$ -	9/22/2014
EVIDENCE-BASED PRACTICE FOR NURSES	930	123	44	0	0	5	0	pdFY15	\$ -	5/20/2015
MOSBY'S DRUG REFERENCE FOR HEALTH PROFESSIONS*	1	1	1	0	0	0	0	pdFY15	\$ -	9/22/2014
MOSBY'S DRUG REFERENCE FOR HEALTH PROFESSIONS**	0	2	2	0	0	0	0	\$ 229.00	\$ 229.00	9/15/2015
NURSING CARE PLANS	0	0	0	0	0	0	0	pdFY15	\$ -	9/22/2014
NURSING CONCEPT CARE MAPS FOR PROVIDING SAFE PATIENT CARE**	8	16	2	0	0	0	0	\$ 203.00	\$ 25.38	9/15/2015
PUBLIC HEALTH NURSING: SCOPE AND STANDARDS OF PRACTICE	0	2	1	0	0	0	0	pdFY15	\$ -	1/12/2015
	939	144	50	0	0	5	0	\$ 432.00	\$ 254.38	

FY2017 statistics Title	Successful Content	TOC		Print	Email	Content	Access	Total	Cost Per	First
	Retrieval	Retrievals	Sessions	Requests	Requests	Turnaways	Turnaways	Resource Cost	Use	License Purchased
CLINICAL INSTRUCTION AND EVALUATION**	8	19	13	0	1	3	0	\$ 419.00	\$ 52.38	5/17/2017
COMPLETE REVIEW FOR NCLEX-RN	0	0	0	0	0	0	0	pdFY15	\$ -	9/22/2014
EVIDENCE-BASED PRACTICE FOR NURSES	588	116	38	3	0	11	0	pdFY15	\$ 0.61	5/20/2015
INTRODUCTION TO NURSING RESEARCH**	7	9	7	0	0	0	0	\$ 329.00	\$ 47.00	5/18/2017
MOSBY'S DRUG REFERENCE FOR HEALTH PROFESSIONS*	0	0	0	0	0	0	0	pdFY15	\$ -	9/22/2014
MOSBY'S DRUG REFERENCE FOR HEALTH PROFESSIONS	0	0	0	0	0	0	0	pdFY16	\$ -	9/15/2015
NURSING CARE PLANS	0	0	0	0	0	0	0	pdFY15	\$ -	9/22/2014
NURSING CONCEPT CARE MAPS FOR PROVIDING SAFE PATIENT CARE	0	0	0	0	0	0	0	pdFY16	\$ -	9/15/2015
PUBLIC HEALTH NURSING: SCOPE AND STANDARDS OF PRACTICE	0	0	0	0	0	0	0	pdFY15	\$ -	1/12/2015
	595	125	45	3	0	11	0	\$ 748.00	\$ 99.99	

FY2018 statistics Title	Successful	TOC		Print	Email	Content	Access	Total	Cost Per	First
	Content Retrieval	Retrievals	Sessions	Requests	Requests	Turnaways	Turnaways	Resource Cost	Use	License Purchased
CLINICAL INSTRUCTION AND EVALUATION	0	1	1	0	0	0	0	pdFY17	\$ -	5/17/2017
COMPLETE REVIEW FOR NCLEX-RN	3	1	1	0	0	0	0	pdFY15	\$ -	9/22/2014
EVIDENCE-BASED PRACTICE FOR NURSES	30	7	3	0	0	0	0	pdFY15	\$ -	5/20/2015
INTRODUCTION TO NURSING RESEARCH	0	0	0	0	0	0	0	pdFY17	\$ -	5/18/2017
MOSBY'S DRUG REFERENCE FOR HEALTH PROFESSIONS*	3	13	5	0	0	0	0	pdFY15	\$ -	9/22/2014
MOSBY'S DRUG REFERENCE FOR HEALTH PROFESSIONS*	0	3	2	0	0	0	0	pdFY16	\$ -	9/15/2015
NURSING CARE PLANS	0	0	0	0	0	0	0	pdFY15	\$ -	9/22/2014
NURSING CONCEPT CARE MAPS FOR PROVIDING SAFE PATIENT CARE	0	0	0	0	0	0	0	pdFY16	\$ -	9/15/2015
PUBLIC HEALTH NURSING: SCOPE AND STANDARDS OF PRACTICE	0	0	0	0	0	0	0	pdFY15	\$ -	1/12/2015
	36	24	11	0	0	0	0	0 \$	- \$	- \$

\*Archived

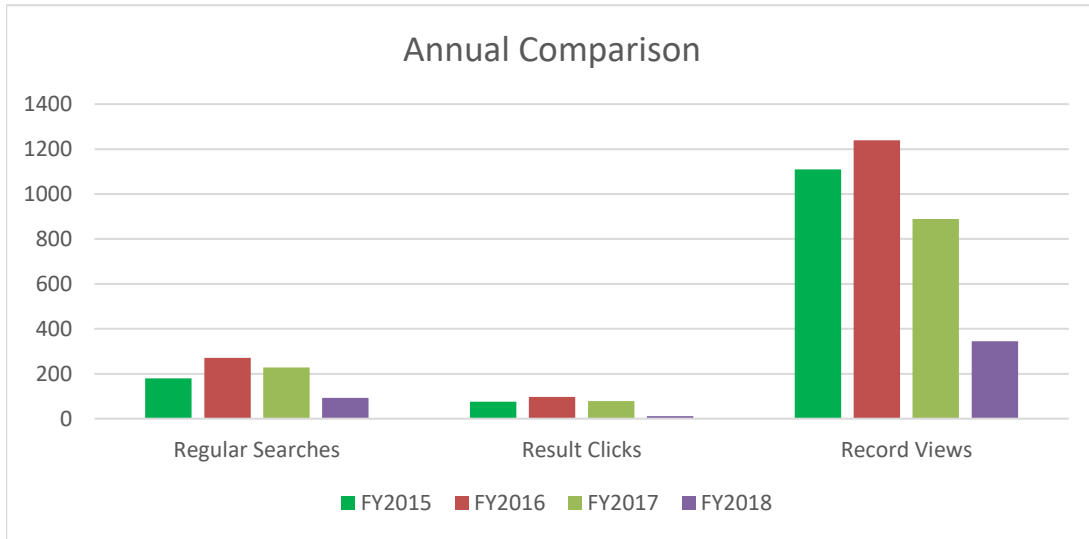
\*\*New

### Overall Use from FY2015 through FY2018

Title	Successful	TOC		Print	Email	Content	Access	Total	Cost Per	First
	Content Retrieval	Retrievals	Sessions	Requests	Requests	Turnaways	Turnaways	Resource Cost	Use	License Purchased
CLINICAL INSTRUCTION AND EVALUATION	8	19	14	-	1	3	-	\$ 419.00	\$ 52.38	5/17/2017
COMPLETE REVIEW FOR NCLEX-RN	29	-	7	2	-	1	-	\$ 251.00	\$ 8.66	9/22/2014
EVIDENCE-BASED PRACTICE FOR NURSES	2,070	381	140	3	19	21	-	\$ 349.00	\$ 0.17	5/20/2015
INTRODUCTION TO NURSING RESEARCH	7	9	7	-	-	-	-	\$ 329.00	\$ 47.00	5/18/2017
MOSBY'S DRUG REFERENCE FOR HEALTH PROFESSIONS*	12	29	13	-	-	8	-	\$ 215.00	\$ 17.92	9/22/2014
MOSBY'S DRUG REFERENCE FOR HEALTH PROFESSIONS*	-	5	4	-	-	-	-	\$ 229.00	N/A	9/15/2015
NURSING CARE PLANS	10	6	4	-	-	-	-	\$ 299.00	\$ 29.90	9/22/2014
NURSING CONCEPT CARE MAPS FOR PROVIDING SAFE PATIENT CARE	18	16	2	-	-	-	-	\$ 203.00	\$ 11.28	9/15/2015
PUBLIC HEALTH NURSING: SCOPE AND STANDARDS OF PRACTICE	7	15	7	-	-	-	-	\$ 239.00	\$ 34.14	1/12/2015
	2,161	480	198	5	20	33	-	\$ 2,533.00	\$ 1.17	

**R2 Library - Ebooks  
Purchased Content**

User Activity		FY2015	FY2016	FY2017	FY2018	% diff
Regular Searches		179	271	228	93	-59%
Result Clicks		75	97	78	12	-85%
Record Views		1109	1239	889	345	-61%



## **Alphabetical List of Indexes and Databases**

This page represents the list of Electronic Resources that would normally be here.

This year, library staff did not run the list of resources at the cutoff date for the Fiscal Year 2018 in time to avoid confusion of what resources were included in FY18 and what resources were included in FY19.

This is compounded by the fact that the state of Maine changed vendors for the electronic resources they provide to Maine residents.

Because of this, there will be no list of resources nor will there be the lists of newly added, removed, changed names, etc. Library staff will start from scratch in FY2019.