

## Overdrive/Cloudlibrary Download Activity - FY2019

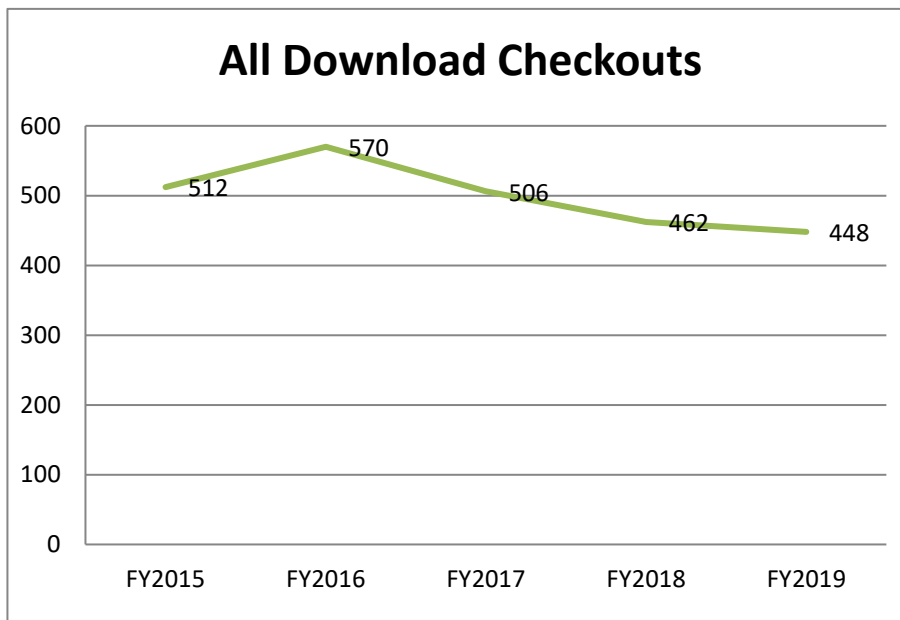
### Checkouts - All Ebooks and Audiobooks

Month	FY2015	FY2016	FY2017	FY2018	FY2019
July	40	46	46	32	50
Aug	47	43	42	18	52
Sep	41	38	28	27	42
Oct	45	30	43	57	35
Nov	38	38	39	35	47
Dec	27	47	34	44	44
Jan	27	35	55	58	28
Feb	44	59	62	40	21
*Mar	51	67	52	60	21
Apr	36	65	45	45	33
May	22	43	33	29	34
Jun	45	59	27	17	41
Pending	49	**	n/a	n/a	n/a
<b>Total</b>	<b>512</b>	<b>570</b>	<b>506</b>	<b>462</b>	<b>448</b>

\*Switched from overdrive to cloudlibrary 2017

-3% change

\*\* Outstanding pending titles have been discontinued.



**Checkouts - All Ebooks**

Month	FY2015	FY2016	FY2017	FY2018	FY2019
July	26	31	34	17	33
Aug	32	27	30	13	42
Sep	28	22	25	16	29
Oct	21	15	28	46	28
Nov	24	18	27	26	35
Dec	16	21	27	42	33
Jan	18	32	40	56	20
Feb	26	47	45	37	15
*Mar	37	55	44	57	11
Apr	25	45	37	40	21
May	10	32	23	24	21
June	26	34	19	16	24
Pending	28	**	n/a	n/a	n/a
<b>Total</b>	<b>317</b>	<b>379</b>	<b>379</b>	<b>390</b>	<b>312</b>

\*Switched from overdrive  
to cloudlibrary 2017

**-20% change**

\*\*Outstanding pending titles have been discontinued.

**Checkouts - All Audio Books**

Month	FY2015	FY2016	FY2017	FY2018	FY2019
July	14	15	12	15	17
Aug	15	16	12	5	10
Sep	13	16	3	11	13
Oct	24	15	15	11	7
Nov	14	20	12	9	12
Dec	11	26	7	2	11
Jan	9	3	15	2	8
Feb	18	12	17	3	6
*Mar	14	12	12	3	10
Apr	11	20	8	5	12
May	12	11	10	5	13
Jun	19	25	8	1	17
Pending	21	**	n/a	n/a	n/a
<b>Total</b>	<b>195</b>	<b>191</b>	<b>131</b>	<b>72</b>	<b>136</b>

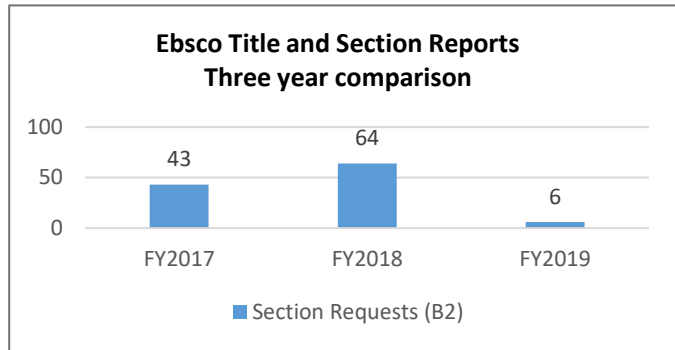
\*switched from overdrive  
to cloudlibrary 2017

**89% change**

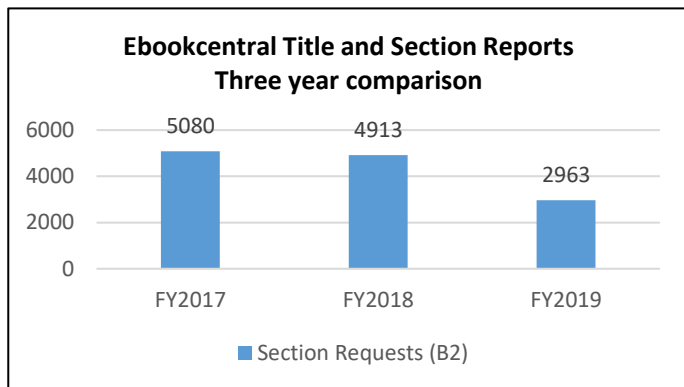
\*\*Outstanding pending titles have been discontinued.

## Electronic Book Use Statistics by Vendor

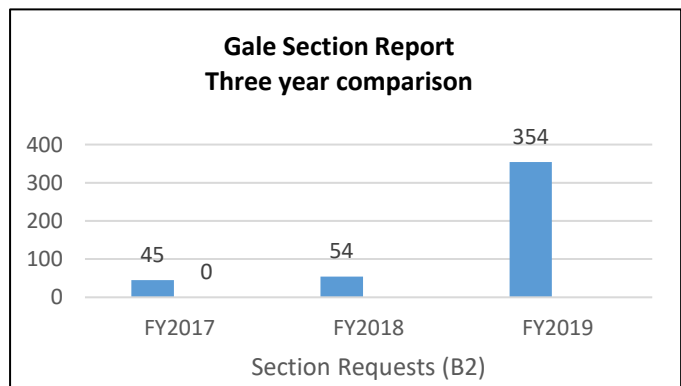
<b>Ebsco Report</b>			
	<b>FY2017</b>	<b>FY2018</b>	<b>FY2019</b>
Title Requests (B1)	6	14	4
Section Requests (B2)	43	64	6



<b>Ebookcentral Report</b>			
	<b>FY2017</b>	<b>FY2018</b>	<b>FY2019</b>
Title Requests (B1)	19	23	27
Section Requests (B2)	5080	4913	2963

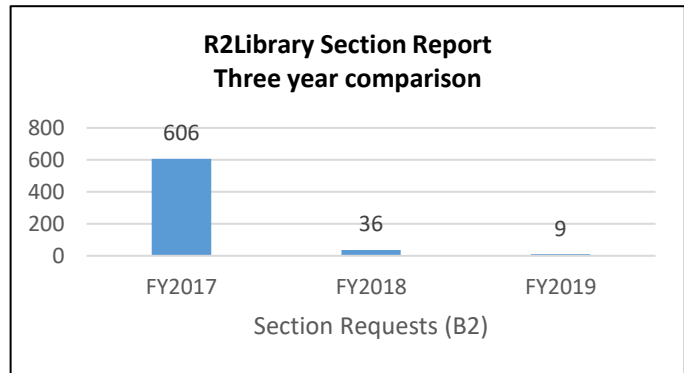


<b>Gale Report</b>			
	<b>FY2017</b>	<b>FY2018</b>	<b>FY2019</b>
Section Requests (B2)	45	54	354

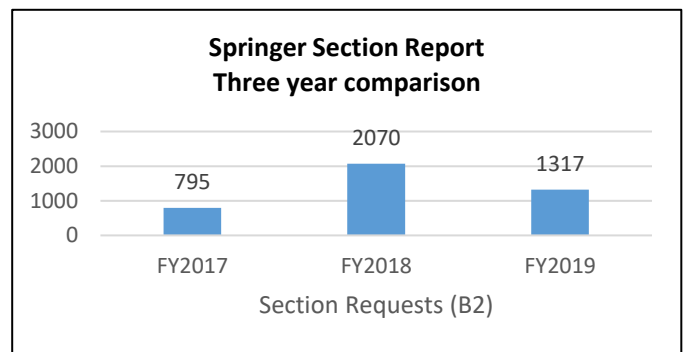


**R2Library Report**

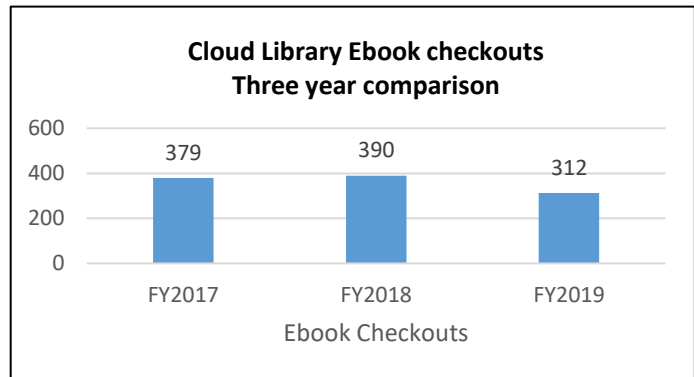
	FY2017	FY2018	FY2019
Section Requests (B2)	606	36	9

**Springer Report**

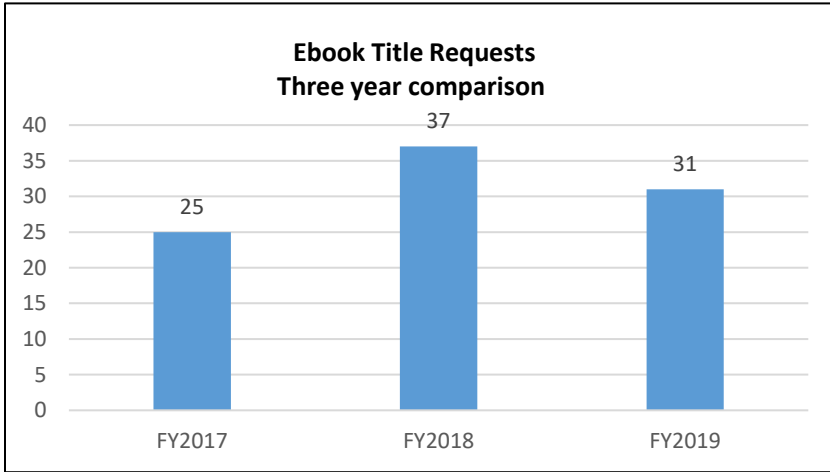
	FY2017	FY2018	FY2019
Section Requests (B2)	795	2070	1317

**Cloud Library**

	FY2017	FY2018	FY2019
Ebook Checkouts	379	390	312

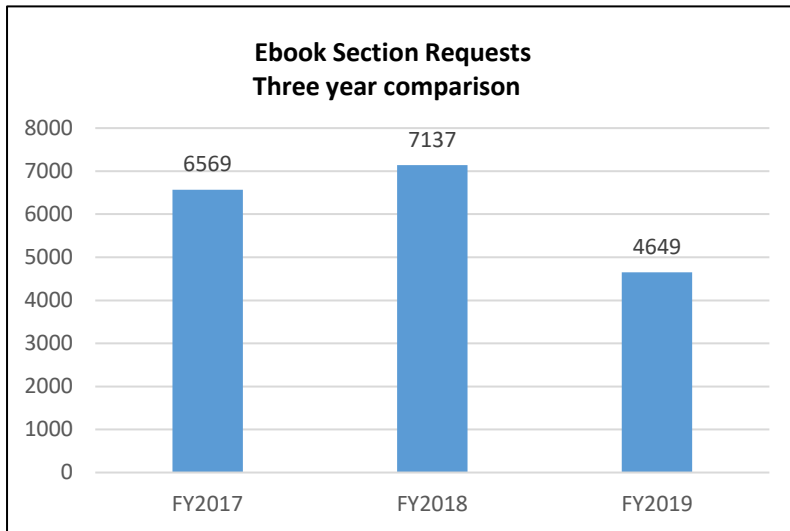


## Annual Electronic Book Title and Section Requests



### Annual Title Requests

FY2017	FY2018	FY2019
6	14	4
19	23	27
<b>25</b>	<b>37</b>	<b>31</b>



### Annual Section Requests

FY2017	FY2018	FY2019
43	64	6
45	54	354
5080	4913	2963
606	36	9
795	2070	1317
<b>6569</b>	<b>7137</b>	<b>4649</b>