

**Circulation Checkout Statistics - FY 2019**  
**CHECKOUT STATISTICS BY ITEM TYPES AT FORT KENT**

ITEM TYPE	FY2015	FY2016	FY2017	FY2018	FY2019	% Change
AUDIOCASSETTE	0	0	0	0	2	N/A
BOOK	2294	1826	1748	1547	1229	-21%
COMPACT DISK	20	11	25	0	1	N/A
SCORES	3	1	2	1	0	-100%
KIT	2	0	0	1	0	-100%
SERIAL	1	1	0	0	59	N/A
VIDEOCASSETTE	13	14	2	10	1	-90%
2 HOUR	2	20	3	2	13	550%
3 DAY	15	8	4	8	8	0%
7 DAY	955	684	326	432	448	4%
24 HOURS / 1 DAY	30	54	1	6	74	1133%
14 DAY	586	136	200	133	156	17%
2 HOUR (NO OVERNIGHT)	538	1097	1115	937	1101	18%
3 DAY RESERVE EQUIP.	96	119	54	81	52	-36%
GOV DOC	0	1	0	0	0	N/A
NEWSPAPER	1	3	0	0	1	N/A
2 DAY	3	0	0	0	0	N/A
SOFTWARE	3	0	0	1	2	N/A
4 HOUR	0	3	0	0	0	N/A
4 HOUR (NO OVERNIGHT)	246	63	0	3	0	N/A
DVD	1474	828	463	507	748	48%
AUDIO BOOK	89	53	56	27	37	37%
REQUESTABLE VIDEO	79	73	33	16	36	125%
MAP	0	0	2	2	2	N/A
ILL LOAN	0	0	0	7	2	N/A
FLASH CARD					1	N/A
<b>TOTAL</b>	<b>6450</b>	<b>4995</b>	<b>4034</b>	<b>3721</b>	<b>3973</b>	<b>7%</b>

new

**CHECKOUT STATISTICS BY LOCATION TYPE AT FORT KENT**

LOCATION	FY2015	FY2016	FY2017	FY2018	FY2019	% Change
Acadian Reference	21	24	19	10	29	190%
Acadian Archives Circulation	0	0	0	0	0	N/A
Curriculum Collection	89	38	10	17	5	-71%
Acadian Archives Media	12	30	12	21	1	-95%
Maine Documents	0	1	0	0	0	N/A
Juvenile	587	136	200	80	131	64%
Maker Space		3	0	0	0	N/A
Media	1911	1089	608	590	911	54%
Old Model School	0	1	0	0	0	N/A
Oversize	28	28	18	12	0	-100%
Young Adult	269	189	140	165	112	-32%
Reference	4	5	5	8	9	13%
Reserve	1559	1869	1457	1462	1632	12%
Special Collections	3	0	1	1	0	-100%
Stacks	1967	1582	1562	1333	1079	-19%
ILL	0	0	0	8	2	N/A
UMFK	0	0	0	0	0	N/A
File	0	0	0	12	2	N/A
Maps	0	0	2	2	1	N/A
Periodicals					59	N/A
<b>TOTAL</b>	<b>6450</b>	<b>4995</b>	<b>4034</b>	<b>3721</b>	<b>3973</b>	<b>7%</b>

new

## Fort Kent Circulation Transactions Breakdown: Two Year Comparison

FY2019

Material Type

Patron Type	Totals	Material Type														
		CUR	*ACAD CIRC/R EF	ACAD MED	JUV	MEDIA	OVR	REF	RES	STA	KYA	SP COL	KILL	KFILE	MAPS	KPER
FK Faculty	152	0	2	0	19	40	0	2	41	19	4	0	0	0	0	25
FK Student	1601	1	0	0	2	44	0	3	1369	157	23	0	0	1	0	1
FK Staff	369	0	13	0	19	59	0	4	167	57	13	0	2	1	1	33
FK Community	1057	4	7	1	85	743	0	0	46	154	17	0	0	0	0	0
FK Public Sch	29	0	6	0	0	0	0	0	1	6	16	0	0	0	0	0
FK ILL	17	0	0	0	0	1	0	0	0	14	2	0	0	0	0	0
FK Special	2	0	0	0	0	1	0	0	0	1	0	0	0	0	0	0
UMFK unknown	0	0	0	0	0	0	0	0	0	0	0	0	0	0	0	0
<b>Total</b>	<b>3227</b>	<b>5</b>	<b>28</b>	<b>1</b>	<b>125</b>	<b>888</b>	<b>0</b>	<b>9</b>	<b>1624</b>	<b>408</b>	<b>75</b>	<b>0</b>	<b>2</b>	<b>2</b>	<b>1</b>	<b>59</b>

\* Includes AA circ and reference totals

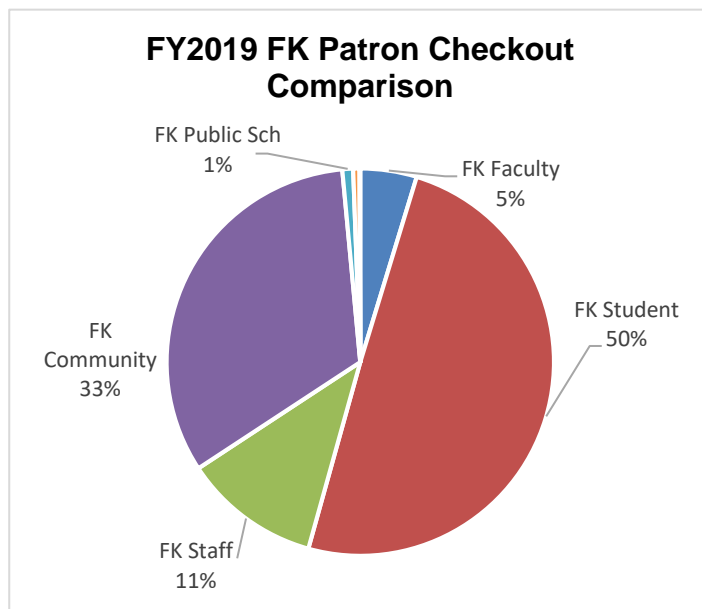
FY2018

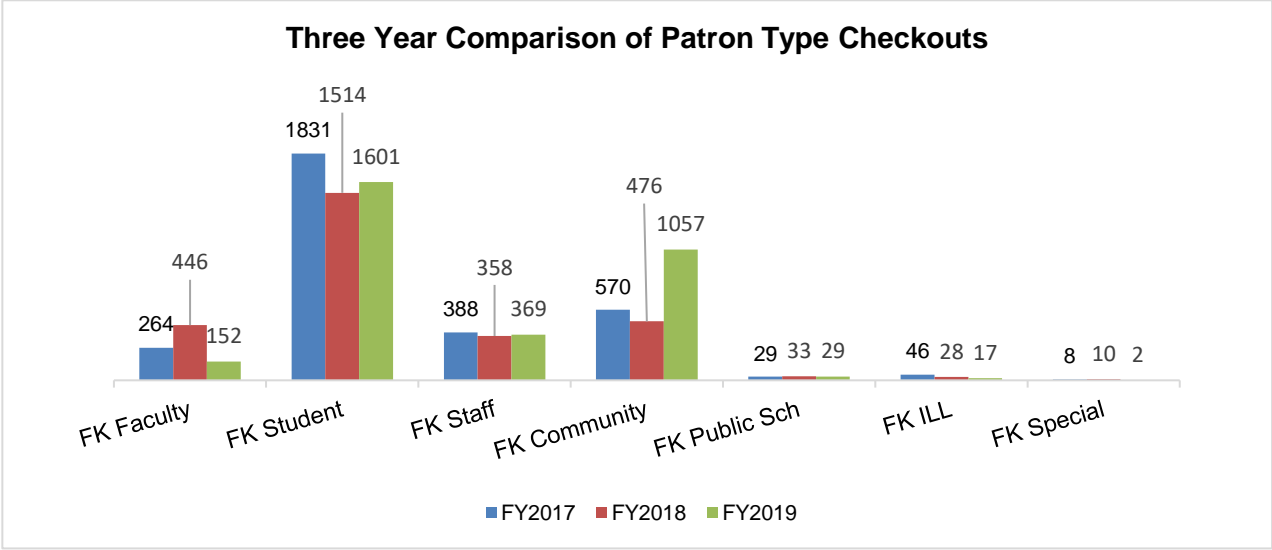
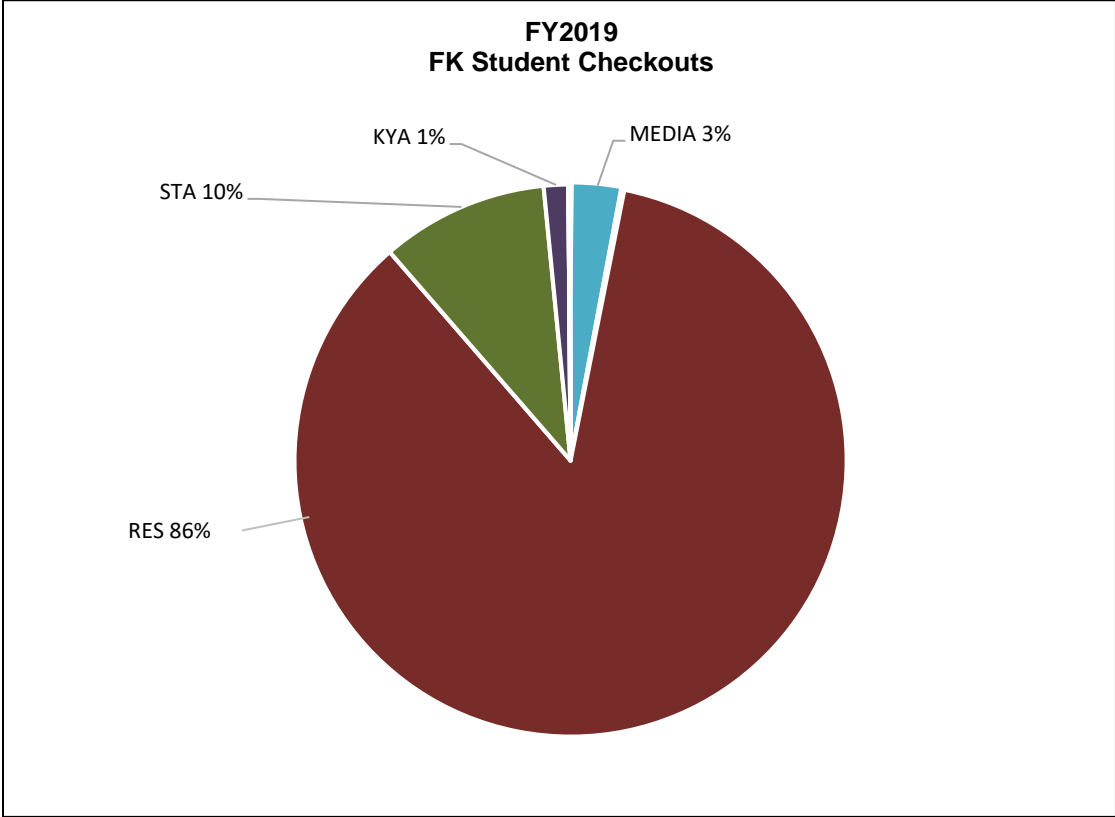
Material Type

Patron Type	Totals	Material Type														
		CUR	*ACAD CIRC/R EF	ACAD MED	JUV	MEDIA	OVR	REF	RES	STA	KYA	SP COL	KILL	KFILE	MAPS	
FK Faculty	446	0	0	0	2	213	0	2	172	45	9	1	0	0	0	2
FK Student	1514	2	0	8	12	81	0	5	1100	271	22	0	3	10	0	0
FK Staff	358	5	1	3	23	69	2	1	170	76	7	0	1	0	0	0
FK Community	476	9	1	10	21	212	4	0	8	171	36	0	4	0	0	0
FK Public Sch	33	1	0	0	13	0	0	0	0	9	10	0	0	0	0	0
FK ILL	28	0	2	0	1	1	0	0	1	18	5	0	0	0	0	0
FK Special	10	0	6	0	0	0	0	0	0	4	0	0	0	0	0	0
UMFK unknown	0	0	0	0	0	0	0	0	0	0	0	0	0	0	0	0
<b>Total</b>	<b>2865</b>	<b>17</b>	<b>10</b>	<b>21</b>	<b>72</b>	<b>576</b>	<b>6</b>	<b>8</b>	<b>1451</b>	<b>594</b>	<b>89</b>	<b>1</b>	<b>8</b>	<b>10</b>	<b>2</b>	<b>2</b>

### Annual Comparison

Patron Type	FY2017	FY2018	FY2019
FK Faculty	264	446	152
FK Student	1831	1514	1601
FK Staff	388	358	369
FK Community	570	476	1057
FK Public Sch	29	33	29
FK ILL	46	28	17
FK Special	8	10	2
<b>Total</b>	<b>3136</b>	<b>2865</b>	<b>3227</b>





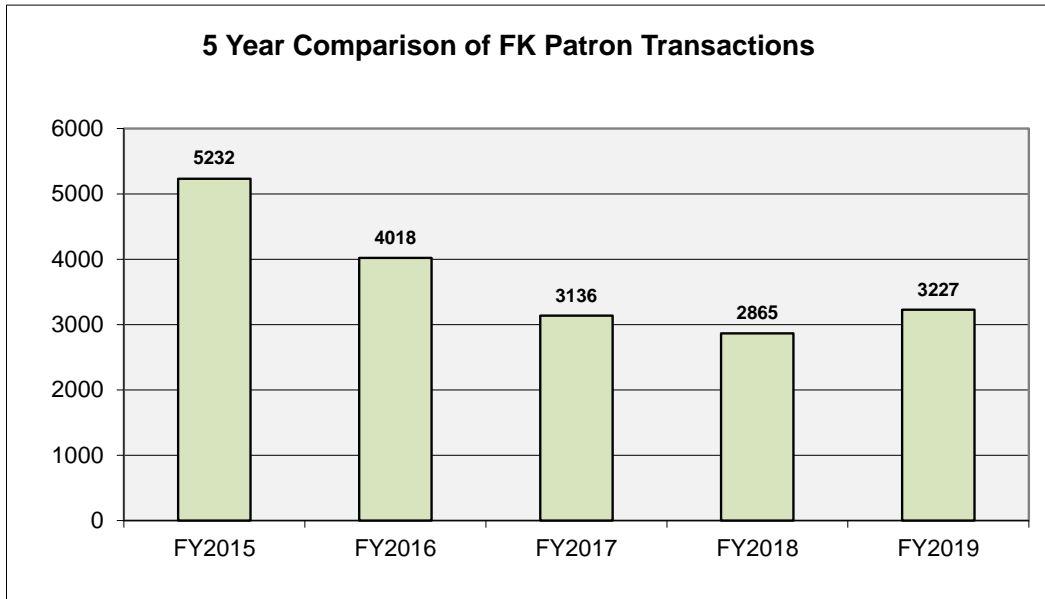
## Fort Kent Circulation Transactions by Patron Type

### UMS Patron Type (includes FK patrons)

	FY2015		FY2016		FY2017		FY2018		FY2019	
	#Trans	%Total	#Trans	%Total	#Trans	%Total	#Trans	%Total	#Trans	%Total
<b>Freshmen</b>	574	8.90%	413	8.27%	544	13.49%	292	7.85%	384	9.67%
<b>Sophmores</b>	755	11.71%	550	11.01%	434	10.76%	253	6.80%	359	9.04%
<b>Juniors</b>	607	9.41%	424	8.49%	365	9.05%	305	8.20%	421	10.60%
<b>Seniors</b>	1171	18.16%	865	17.32%	546	13.53%	725	19.48%	534	13.44%
<b>Masters</b>	64	0.99%	27	0.54%	48	1.19%	35	0.94%	28	0.70%
<b>Doctorals</b>	17	0.26%	11	0.22%	7	0.17%	7	0.19%	4	0.10%
<b>Law</b>	5	0.08%	3	0.06%	5	0.12%	0	0.00%	0	0.00%
<b>Special (not coded)</b>	1667	25.84%	1774	35.52%	1509	37.41%	1714	46.06%	1444	36.35%
<b>Other (blank)</b>	1590	24.65%	928	18.58%	576	14.28%	390	10.48%	799	20.11%
<b>Total</b>	<b>6450</b>	<b>100.00%</b>	<b>4995</b>	<b>100.00%</b>	<b>4034</b>	<b>100.00%</b>	<b>3721</b>	<b>100.00%</b>	<b>3973</b>	<b>100.00%</b>

### FK Patron Type

	FY2015		FY2016		FY2017		FY2018		FY2019	
	#Trans	%Total	#Trans	%Total	#Trans	%Total	#Trans	%Total	#Trans	%Total
<b>FK Students</b>	2949	56.36%	2132	53.06%	1831	58.39%	1514	52.84%	1601	49.61%
<b>FK Faculty/Staff</b>	689	13.17%	890	22.15%	652	20.79%	804	28.06%	521	16.15%
<b>FK Courtesy</b>	1544	29.51%	940	23.39%	599	19.10%	509	17.77%	1080	33.47%
<b>Non FK Patrons</b>	50	0.96%	56	1.39%	54	1.72%	38	1.33%	25	0.77%
<b>Total</b>	<b>5232</b>	<b>100.00%</b>	<b>4018</b>	<b>100.00%</b>	<b>3136</b>	<b>100.00%</b>	<b>2865</b>	<b>100.00%</b>	<b>3227</b>	<b>100.00%</b>



## A Comparative look at FK Patron Checkout vs. Other UMS Patrons FY 2019

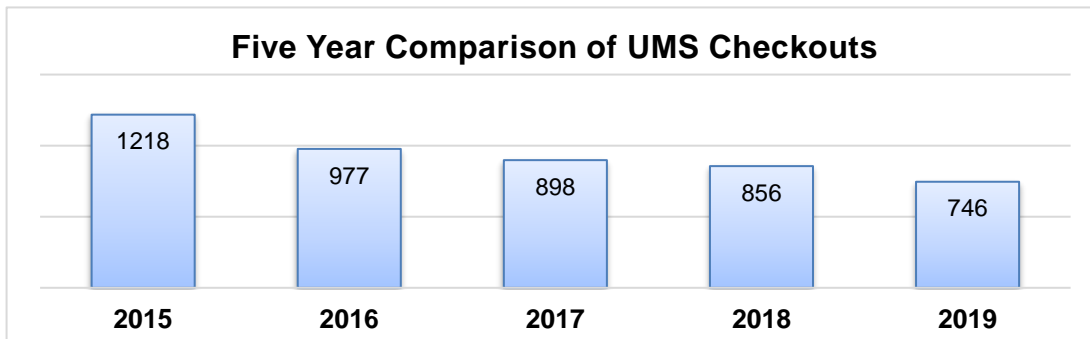
LOCATION	ALL UMS	Fort Kent Patrons						UMFK	UMS
	Totals	Faculty	Student	Staff	Courtesy	ILL	Other	Totals	Difference*
Acadian Reference	29	2	0	13	7	0	6	28	1
Curriculum Collection	5	0	1		4	0	0	5	0
Acadian Archives Media	1	0	0	0	1	0	0	1	0
Juvenile	131	19	2	19	85	0	0	125	6
Media	911	40	44	59	743	1	1	888	23
Young Adult	112	4	23	13	33	2	0	75	37
Reference	9	2	3	4	0	0	0	9	0
Reserve	1632	41	1369	167	47	0	0	1624	8
Special Collections	0	0	0	0	0	0	0	0	0
Stacks	1079	19	157	57	160	14	1	408	671
ILL	2	0	0	2	0	0	0	2	0
File	2	0	1	1	0	0	0	2	0
Maps	1	0	0	1	0	0	0	1	0
Per	59	25	1	33	0	0	0	59	0
<b>TOTAL</b>	<b>3973</b>	<b>152</b>	<b>1601</b>	<b>369</b>	<b>1080</b>	<b>17</b>	<b>8</b>	<b>3227</b>	<b>746</b>

\*The Difference represents all UMS patrons other than Fort Kent who checked out materials at the different locations.

## University of Maine System Checkouts from Blake Library FY2019

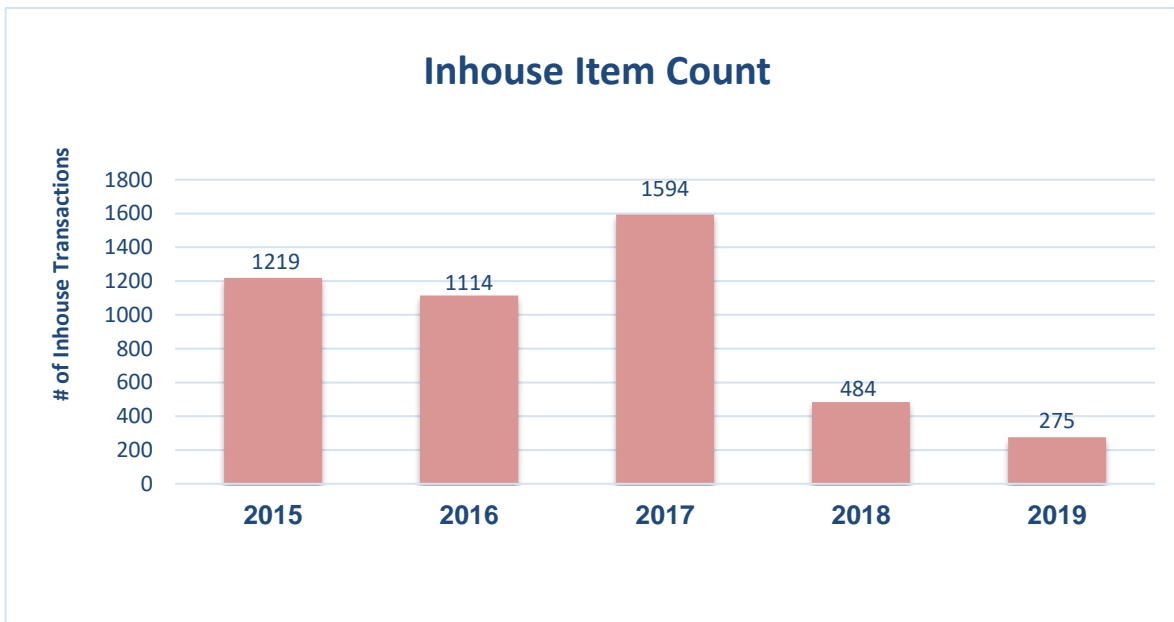
LOCATION	2015	2016	2017	2018	2019
Acadian Reference	0	0	0	0	1
Curriculum Collection	0	0	0	0	0
Acadian Archives Media	0	0	0	0	0
Maine Documents	0	0	0	0	0
Juvenile	0	0	37	8	6
Maker Space	na	0	0	0	0
Media	73	34	28	14	23
Old Model School	0	0	10	0	0
Oversize	7	11	45	6	0
Young Adult	69	76	0	76	37
Reference	0	0	0	0	0
Reserve	3	1	0	11	8
Special Collections	0	0	0	0	0
File	0	0	0	2	0
Stacks	1066	855	778	739	671
<b>TOTAL</b>	<b>1218</b>	<b>977</b>	<b>898</b>	<b>856</b>	<b>746</b>

### Five Year Comparison of UMS Checkouts



## INHOUSE COUNT STATISTICS BY ITEM LOCATION

FK ITEM LOCATION	2015	2016	2017	2018	2019	% Change
CURRICULUM COLL	64	56	49	20	7	-65%
JUVENILE	411	180	189	59	20	-66%
MEDIA	16	23	9	9	4	-56%
OVERSIZE	20	21	20	0	0	NA
YOUNG ADULT	155	159	257	36	6	-86%
REFERENCE	15	8	6	5	5	540%
RESERVE	83	50	28	33	32	-82%
SPECIAL COLLECTIONS	45	112	49	84	6	132%
STACKS	407	498	983	237	195	-100%
MAP	3	6	4	1	0	NA
MAINE DOC	0	1	0	0	0	N/A
<b>TOTAL</b>	<b>1219</b>	<b>1114</b>	<b>1594</b>	<b>484</b>	<b>275</b>	<b>-43%</b>



**TOTAL CIRCULATION TRANSACTIONS BY TERMINAL NUMBER**

**JULY 2018 - JUNE 2019**

TERMINAL #	TOTAL	CHKOUTS	CHKINS	RENEWALS	HOLDS	RECALLS
540	10289	4636	4887	522	245	0
716	0	0	0	0	0	0
<b>TOTAL</b>	<b>10290</b>	<b>4636</b>	<b>4887</b>	<b>522</b>	<b>245</b>	<b>0</b>

**JULY 2017 - JUNE 2018**

TERMINAL #	TOTAL	CHKOUTS	CHKINS	RENEWALS	HOLDS	RECALLS
540	9255	4163	4314	512	263	3
716	0	0	0	0	0	0
<b>TOTAL</b>	<b>9255</b>	<b>4163</b>	<b>4314</b>	<b>512</b>	<b>263</b>	<b>3</b>

**JULY 2016 - JUNE 2017**

TERMINAL #	TOTAL	CHKOUTS	CHKINS	RENEWALS	HOLDS	RECALLS
540	10018	4497	4667	547	306	1
716	0	0	0	0	0	0
<b>TOTAL</b>	<b>10018</b>	<b>4497</b>	<b>4667</b>	<b>547</b>	<b>306</b>	<b>1</b>

**JULY 2015 - JUNE 2016**

TERMINAL #	TOTAL	CHKOUTS	CHKINS	RENEWALS	HOLDS	RECALLS
540	12075	5448	5666	686	275	0
716	0	0	0	0	0	0
<b>TOTAL</b>	<b>12075</b>	<b>5448</b>	<b>5666</b>	<b>686</b>	<b>275</b>	<b>0</b>

**JULY 2014 - JUNE 2015**

TERMINAL #	TOTAL	CHKOUTS	CHKINS	RENEWALS	HOLDS	RECALLS
540	15674	7106	7684	664	220	0
710	0	0	0	0	0	0
715	0	0	0	0	0	0
716	19	0	5	14	0	0
<b>TOTAL</b>	<b>15693</b>	<b>7106</b>	<b>7689</b>	<b>678</b>	<b>220</b>	<b>0</b>

fkcirc = 710 (all fkcirc character based logins)

fkstaff = 715 (all fkstaff logins)

webfk = 716 (all fk webpac logins) - patrons signing in to their account through URSUS