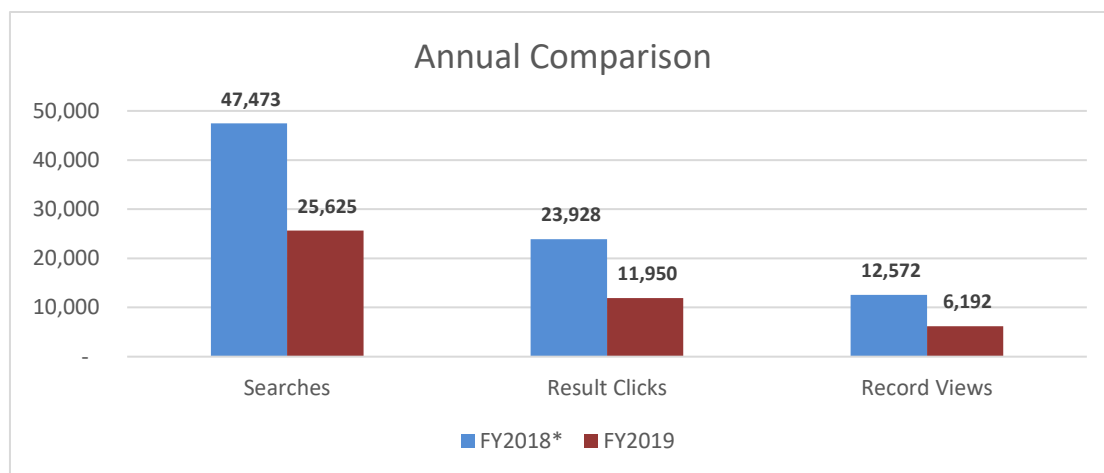


## Annual View: COUNTER 4 Reports EBSCO Only Resources

	FY2016	FY2017	FY2018	FY2018*	FY2019	% diff
<b>Searches</b>	78,459	62,819	61,692	47,473	25,625	-58%
<b>Result Clicks</b>	55,440	39,676	26,698	23,928	11,950	-55%
<b>Record Views</b>	30,328	22,335	14,087	12,572	6,192	-56%
<b>Link-In (10 resources)</b>				3,952	2,456	-38%
Acad. S. Comp.				1,495	1,115	-25%
CINAHL w/FT				1,822	894	-51%



Reported these in FY18 incorrectly. Searches was the most egregious with reporting at 44,775 when actually they wer 61,696. One resource was accidentally left out, and two others had erroneous numbers.

The State dropped most EBSCO resources and began using Gale products in FY2019. The second column (FY2018\*) is a comparison of actual EBSCO databases we currently have with the same in FY2018.

**Link-in:** Link-ins are logged in EBSCOhost statistics when a user links to an EBSCOhost query, article or journal froman external website or source.

**Result Click:** Count each time a user clicked a link from the search result to the detailed view, a link resolver, etc. (EBSCO)

**Record View:** Counts the abstract/detailed records explicitly viewed from the database

**Search:** A specific intellectual query, typically equated to submitting the search form of the online service to the server (EBSCO, abridged)

**EBSCO Databases**  
**Counter 4 Use Report (R4) FY2019**

Database Title	Searches	Result Clicks	Record Views
Academic Search Complete	1,775	3,334	1,739
America: History & Life	478	2	2
Art Full Text (H.W. Wilson)	486	31	11
Art Index Retrospective (H.W. Wilson)	480	0	0
Audiobook Collection (EBSCOhost)	487	0	0
CINAHL with Full Text	4,878	6,199	3,172
eBook Collection (EBSCOhost)	624	11	7
Education Full Text (H.W. Wilson)	549	157	80
Environment Complete	602	124	72
European Views of the Americas: 1493 to 1750	782	0	0
ERIC	588	30	23
FSTA - Food Science and Technology Abstracts	588	5	4
GreenFILE	584	2	2
Historical Abstracts	478	2	1
Hobbies & Crafts Reference Center	586	4	2
Library, Information Science & Technology Abstrac	591	10	5
MLA Directory of Periodicals	159	0	0
MLA International Bibliography	163	3	1
Newswires	7,067	4	3
Novelist Plus	7	6	6
Novelist Plus K-8	12	4	4
OpenDissertations	488	0	0
Poetry & Short Story Reference Center	6	4	0
PsycARTICLES	877	1,377	612
PsycINFO	1,051	442	265
Teacher Reference Center	581	3	1
The Serials Directory	658	177	173
<b>Totals</b>	<b>25,625</b>	<b>11,931</b>	<b>6,185</b>

\*New or changed companies

\*\*Upgraded

\*\*\*Cancelling or upgraded to other

	FY2019	Searches	Result Clicks	Record Views
Academic Search Complete		1,745	3,334	1,739
CINAHL with Full Text		4,878	6,199	3,172
	<b>FY2018</b>			
Academic Search Complete		6,024	7,660	3,988
CINAHL with Full Text		9,510	12,835	6,810
<b>% Change</b>				
Academic Search Complete		-71%	-56%	-56%
CINAHL with Full Text		-49%	-52%	-53%

**Annual Comparison of UMFK EBSCO Databases  
Common Databases Only**

**Session Statistics**

<b>Database Title</b>	<b>UMFK FY2019</b>	<b>UMFK FY2018</b>	<b>% Change</b>
Academic Search Complete	1,901	4,831	-61%
America: History & Life	103	140	-26%
Art Full Text	114	169	-33%
Art Index Retrospective	101	131	-23%
Audiobook Collection (EBSCOhost)	104	135	-23%
CINAHL with Full Text	2,091	5,557	-62%
eBook Collection (EBSCOhost)	143	261	-45%
Education Full Text	180	311	-42%
Environment Complete	202	425	-52%
ERIC	125	248	-50%
European Views of the Americas	123	222	-45%
FSTA - Food Science and Technology Abstracts	124	224	-45%
GreenFILE	126	222	-43%
Historical Abstracts	103	139	-26%
Hobbies & Crafts Reference Center	131	235	-44%
Library, Info. Sci. & Tech. Abstracts	126	231	-45%
MEDLINE	25	479	-95%
MLA Directory of Periodicals*	30	N/A	N/A
MLA International Bibliography*	32	N/A	N/A
Newswires*	2,006	N/A	N/A
NoveList Plus	8	19	-58%
NoveList Plus K-8	5	10	-50%
Poetry & Short Story Reference Center	6	36	-83%
PsycARTICLES	601	774	-22%
PsycInfo	258	598	-57%
Serials Directory	146	0	N/A
Teacher Reference Center	124	225	-45%
<b>Totals</b>	<b>9,038</b>	<b>15,622</b>	<b>-42%</b>

\*New or changed companies

\*\*Upgraded

**Annual Comparison of UMFK EBSCO Databases  
Common Databases Only**

**Search Statistics**

<b>Database Title</b>	<b>UMFK FY2019</b>	<b>UMFK FY2018</b>	<b>% Change</b>
Academic Search Complete	1,745	6,125	-72%
America: History & Life	458	362	27%
Art Full Text	466	538	-13%
Art Index Retrospective	456	525	-13%
Audiobook Collection (EBSCOhost)	463	534	-13%
CINAHL with Full Text	4,821	9,698	-50%
eBook Collection (EBSCOhost)	596	823	-28%
Education Full Text	520	634	-18%
Environment Complete	583	856	-32%
ERIC	559	822	-32%
European Views of the Americas	559	802	-30%
FSTA - Food Science and Technology Abstracts	569	782	-27%
GreenFILE	564	787	-28%
Historical Abstracts	459	545	-16%
Hobbies & Crafts Reference Center	567	791	-28%
Library, Info. Sci. & Tech. Abstracts	572	815	-30%
MEDLINE	94	1,578	-94%
MLA Directory of Periodicals*	131	30	N/A
MLA International Bibliography*	135	32	N/A
Newswires	7,001	2,006	249%
NoveList Plus	7	18	-61%
NoveList Plus K-8	12	19	-37%
Poetry & Short Story Reference Center (FK)	6	46	-87%
PsycARTICLES	847	1,059	-20%
PsycInfo	1,019	1,765	-42%
Serials Directory	629	0	N/A
Teacher Reference Center	562	797	-29%
<b>Totals</b>	<b>24,400</b>	<b>32,789</b>	<b>-26%</b>

\*New or changed companies/name

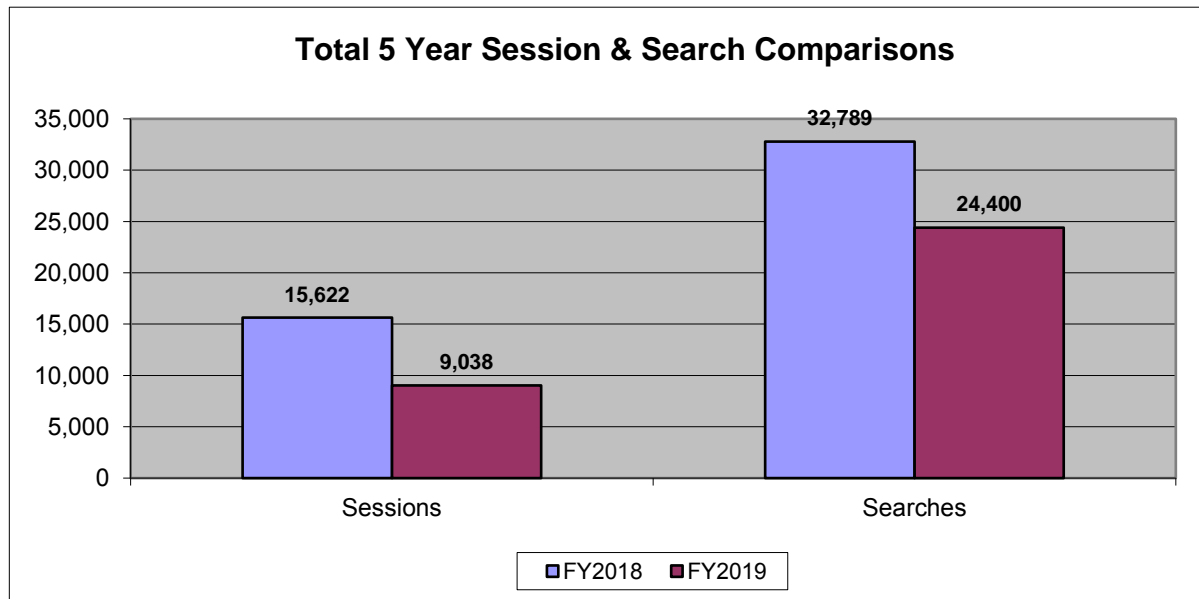
\*\*Upgraded

## Full-Text Requests Report FY2018

### UMFK EBSCOhost Databases

Database Name	FY2019 FT Requests	FY2018 FT Requests	% Difference	System \$\$
Academic Search Complete	1,795	3,892	-54%	collab.
Art Full Text	14	18	-22%	√
CINAHL with Full Text	2,556	5,531	-54%	√
eBook Collection (EBSCOhost)	4	16	-75%	√
Education Full Text	89	192	-54%	√
Environment Complete	53	146	-64%	State
Hobbies & Crafts Reference Center	2	7	-71%	State
Military & Government Collection	0	51	-100%	State
Newswires	1	0	N//A	State
Poetry & Short Story Reference Center (FK)	4	5	-20%	UMFK
PsycARTICLES	813	827	-2%	√
Regional Business News	0	7	-100%	State
<b>Totals</b>	<b>5,331</b>	<b>10,692</b>	<b>-50%</b>	

(resources with no full-text available were removed)



University of Maine at Fort Kent  
 COUNTER 5 Reports  
 FY2019  
 (July 1, 2018 - June 30, 2019)

	Reg. Searches	Item Investigations	Unique Item Inv.	Item Requests	Unique Item Req.
Academic Search Complete	1745	3566	2050	1795	1482
America: History & Life	458	2	2	n/a	n/a
Art Full Text (H.W. Wilson)	466	25	9	14	8
Art Index Retrospective (H.W. Wilson)	456	n/a	n/a	n/a	n/a
Audiobook Collection (EBSCOhost)	463	n/a	n/a	n/a	n/a
CINAHL with Full Text	4821	6111	3633	2556	2162
eBook Collection (EBSCOhost)	596	11	7	4	4
Education Full Text (H.W. Wilson)	520	172	104	89	73
Environment Complete	583	124	79	53	51
European Views of the Americas: 1493 to 1750	559	n/a	n/a	n/a	n/a
FSTA - Food Science and Technology Abstract	569	5	5	n/a	n/a
GreenFILE	564	2	2	n/a	n/a
Historical Abstracts	459	2	2	n/a	n/a
Hobbies & Crafts Reference Center	567	4	2	2	2
Library, Information Science & Technology Abs	572	6	5	n/a	n/a
Military & Government Collection	28	n/a	n/a	n/a	n/a
MLA Directory of Periodicals	131	n/a	n/a	n/a	n/a
MLA International Bibliography	135	3	3	n/a	n/a
Newswires	7001	n/a	n/a	n/a	n/a
Novelist Plus	7	5	5	n/a	n/a
Novelist Plus K-8	12	4	4	n/a	n/a
Poetry & Short Story Reference Center	6	4	4	4	4
PsycARTICLES	847	1396	573	813	552
PsycINFO	1019	424	374	n/a	n/a
Teacher Reference Center	562	3	3	n/a	n/a
The Serials Directory	629	174	165	n/a	n/a
	<b>23775</b>	<b>12043</b>	<b>7031</b>	<b>5330</b>	<b>4338</b>

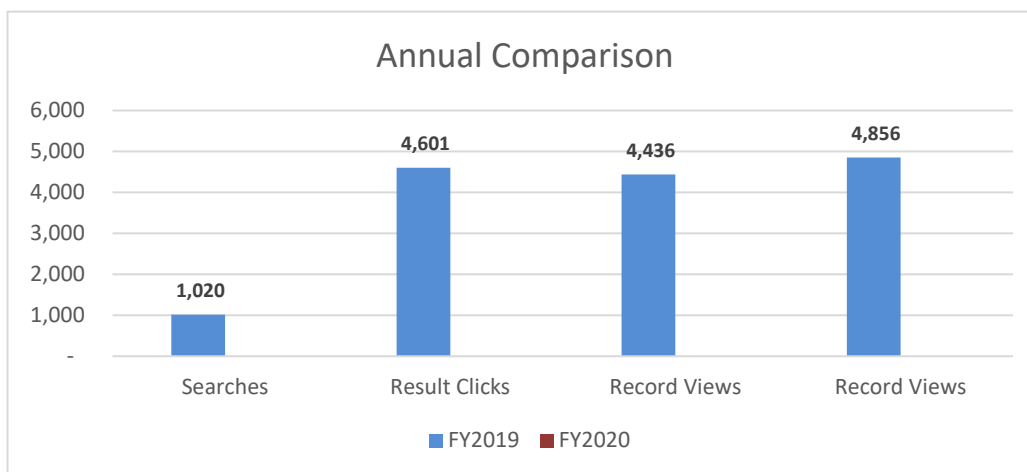
**Counter 5 Reports Definitions** (see citation below)

- Total Item Investigation = total times a content item or information related to content item was accessed (chapter, article)
- Unique Item Investigations = number of unique items investigated by a user
- Total Item Requests = total number of times the full text of a content item was downloaded or viewed
- Unique Item Requests = number of unique content items requested by a user
- Search Regular = number of times a user searches a database, where they have actively chosen that database from a list of options OR there is only one database available to search
- Searches Automated = number of times a user searches a database, where they have not actively chosen that database from a list of options
- Searches Platform = number of times a user searches a database, regardless of the number of databases involved in the search
- Searches Federated = number of times a search is run remotely through an API (?)
- Access Type = used to determine whether content was open access or not

Mellins-Cohen, T. (2019). *The friendly guide to release 5 for librarians: This guide is a non-intimidating manual for librarians*. Retrieved from Project Counter website: <https://www.projectcounter.org/friendly-guide-release-5-librarians/>

## Annual View: COUNTER Reports GALE Only Resources

			FY2019	FY2020	% diff
<b>Searches</b>			1,020		
<b>Result Clicks</b>			4,601		
<b>Record Views</b>			4,436		
<b>Record Views</b>			4,856		



**Result Click:** A click originating from a set of search results

**Record View:** A successful request for a database record that has originated from a set of search results, from browsing the database or from a click on another database record. For Gale, this is a view an article on screen and does not include download activity.

**Search:** A specific intellectual query submitted through a search form to the database.

Definitions from Gale Cengage Co. Glossary of Terms  
<https://support.gale.com/doc/usageglossary-technical>

**GALE Databases**  
**Counter 4 Use Report (R4) FY2019**

<b>Database Title</b>	<b>Searches</b>	<b>Result Clicks</b>	<b>Record Views</b>
17th and 18th Century Burney Collection	1	0	0
Academic OneFile	575	1999	1881
Agriculture Collection	2	0	0
British Library Newspapers	1	0	0
Business Collection	59	156	152
Business Economics and Theory	3	0	0
Canadian Periodical Index	2	0	0
Communications and Mass Media Collection	2	0	0
Criminal Justice Collection	2	0	0
Culinary Arts Collection	2	0	0
Diversity Studies Collection	2	0	0
DLB Complete Online	1	0	0
Educators Reference Complete	2	0	0
Environmental Studies and Policy	2	0	0
Fine Arts and Music Collection	2	0	0
Gale Virtual Reference Library	6	30	31
Gardening Landscape and Horticulture	2	0	0
Gender Studies Collection	4	1	1
General OneFile	29	852	842
General Science Collection	2	0	0
GREENR (Global Ref on the Environment)	9	0	4
Health and Wellness Resource Center	119	194	151
Health Reference Center Academic	18	887	892
Home Improvement Collection	2	0	0
Hospitality Tourism and Leisure	2	0	0
Information Science and Library Issues	2	0	0
Informe Academico	3	5	5
InfoTrac Newsstand	7	107	106
Insurance and Liability Collection	2	0	0
LCO-Contemporary Literary Criticism	1	0	0
Literature Resource Center	9	25	25
Military and Intelligence Database	4	2	2
MLA International Bibliography	6	6	6
Nineteenth Century U.S. Newspapers	2	0	0
Nursing and Allied Health Collection	28	9	9
Opposing Viewpoints In Context	51	235	234
Physical Therapy and Sports Medicine	2	0	0
Pop Culture Collection	2	0	0
Popular Magazines	5	1	1
Professional Collection	2	0	0
Psychology Collection	4	1	1
Religion and Philosophy Collection	3	1	1
Research In Context	4	30	30
Scribner Writer Series	5	0	2
Small Business Collection	5	2	2
Small Business Resource Center	1	1	1
Student Resources In Context	7	57	57
Times Digital Archive	1	0	0
Twaynes Authors Series	5	0	0
U.S. History Collection	2	0	0
Vocations and Careers Collection	2	0	0
War and Terrorism Collection	2	0	0
World History Collection	2	0	0
<b>Totals</b>	<b>1020</b>	<b>4601</b>	<b>4436</b>



University of Maine at Fort Kent  
Gale COUNTER 5 Reports  
FY2019

	<b>Reg. Searches</b>	<b>Item Investigations</b>	<b>Unique Item Inv.</b>	<b>Item Requests</b>	<b>Unique Item Req.</b>
17th and 18th Century Burney Collection	0	0	0	0	0
Academic OneFile	267	1,565	1,173	1,545	1,158
Agriculture Collection	0	0	0	0	0
British Library Newspapers	0	0	0	0	0
Business Collection	40	132	99	130	97
Business Economics and Theory	1	0	0	0	0
Canadian Periodical Index	0	0	0	0	0
Communications and Mass Media Collection	0	0	0	0	0
Criminal Justice Collection	0	0	0	0	0
Culinary Arts Collection	0	0	0	0	0
Diversity Studies Collection	0	0	0	0	0
DLB Complete Online	0	0	0	0	0
Educators Reference Complete	0	0	0	0	0
Environmental Studies and Policy	0	0	0	0	0
Fine Arts and Music Collection	0	0	0	0	0
Gale Virtual Reference Library	2	31	23	31	23
Gardening Landscape and Horticulture	0	0	0	0	0
Gender Studies Collection	1	1	1	1	1
General OneFile	13	511	372	489	361
General Science Collection	0	0	0	0	0
GREENR (Global Ref on the Environment)	0	0	0	0	0
Health and Wellness Resource Center	75	131	105	131	105
Health Reference Center Academic	8	611	462	607	460
Home Improvement Collection	0	0	0	0	0
Hospitality Tourism and Leisure	0	0	0	0	0
Information Science and Library Issues	0	0	0	0	0
Informe Academico	0	5	4	5	4
InfoTrac Newsstand	0	62	48	58	45
Insurance and Liability Collection	0	0	0	0	0
LCO-Contemporary Literary Criticism	0	0	0	0	0
Literature Resource Center	7	20	18	20	18
Military and Intelligence Database	1	1	1	1	1
MLA International Bibliography	0	0	0	0	0
Nineteenth Century U.S. Newspapers	0	0	0	0	0
Nursing and Allied Health Collection	13	6	4	4	4
Opposing Viewpoints In Context	45	153	117	152	117
Physical Therapy and Sports Medicine	0	0	0	0	0
Pop Culture Collection	0	0	0	0	0
Popular Magazines	0	0	0	0	0
Professional Collection	0	0	0	0	0
Psychology Collection	0	0	0	0	0
Religion and Philosophy Collection	1	2	1	2	1
Research In Context	1	15	14	15	14
Scribner Writer Series	2	0	0	0	0
Small Business Collection	1	1	0	0	0
Small Business Resource Center	1	1	1	1	1
Student Resources In Context	1	20	14	20	14

	Reg. Searches	Item Investigations	Unique Item Inv.	Item Requests	Unique Item Req.
Times Digital Archive	0	0	0	0	0
Twaynes Authors Series	2	0	0	0	0
U.S. History Collection	0	0	0	0	0
Vocations and Careers Collection	0	0	0	0	0
War and Terrorism Collection	0	0	0	0	0
World History Collection	0	0	0	0	0
	<b>482</b>	<b>3,268</b>	<b>2,457</b>	<b>3,212</b>	<b>2,424</b>

**Counter 5 Reports Definitions** (see citation below)

- Total Item Investigation = total times a content item or information related to content item was accessed (chapter, article)
- Unique Item Investigations = number of unique items investigated by a user
- Total Item Requests = total number of times the full text of a content item was downloaded or viewed
- Unique Item Requests = number of unique content items requested by a user
  
- Search Regular = number of times a user searches a database, where they have actively chosen that database from a list of options OR there is only one database available to search
- Searches Automated = number of times a user searches a database, where they have not actively chosen that database from a list of options
- Searches Platform = number of times a user searches a database, regardless of the number of databases involved in the search
- Searches Federated = number of times a search is run remotely through an API (?)
  
- Access Type = used to determine whether content was open access or not

Mellins-Cohen, T. (2019). *The friendly guide to release 5 for librarians: This guide is a non-intimidating manual for librarians*. Retrieved from Project Counter website: <https://www.projectcounter.org/friendly-guide-release-5-librarians/>

**A Look at Both Gale and EBSCO Together  
FY2019**

**COUNTER 4 Reports**

	<b>GALE</b>	<b>EBSCO</b>	<b>Total Both</b>
<b>Searches</b>	1,020	25,625	26,645
<b>Result Clicks</b>	4,601	11,950	16,551
<b>Record Views</b>	4,436	6,192	10,628
<b>Full-Text</b>	4,856	5,331	10,187

**COUNTER 5 Reports**

	<b>GALE</b>	<b>EBSCO</b>	<b>Total Both</b>
<b>Searches</b>	482	23,775	24,257
<b>Item Invest.</b>	3,268	12,043	15,311
<b>Unique It. Inv.</b>	2,457	7,031	9,488
<b>Item Requests</b>	3,212	5,330	8,542
<b>Unique It. Req.</b>	2,424	4,338	6,762

# Other Shared Databases

## Proquest Collection

### COUNTER 4 Reports

	FY2015	FY2016	FY2017	FY2018	FY2019	% Diff
Searches			1,560	322	356	11%
Result Clicks	949	1,188	598	123	152	24%
Record Views	495	564	635	280	325	16%
Full-Text	1,593	1,253	1,483	3,288	4,073	24%

### COUNTER 5 Reports

				FY2019	% Diff
Reg. Searches				314	
Item Investigations				3,871	
Unique Item Inv.				2,815	
Item Requests				3,525	
Unique Item Req.				2,651	

### Counter 5 Reports Definitions (see citation below)

- Total Item Investigation = total times a content item or information related to content item was accessed (chapter, article)
- Unique Item Investigations = number of unique items investigated by a user
- Total Item Requests = total number of times the full text of a content item was downloaded or viewed
- Unique Item Requests = number of unique content items requested by a user

chosen that database from a list of options OR there is only one database available to search actively chosen that database from a list of options of databases involved in the search

- Searches Federated = number of times a search is run remotely through an API (?)
- Access Type = used to determine whether content was open access or not

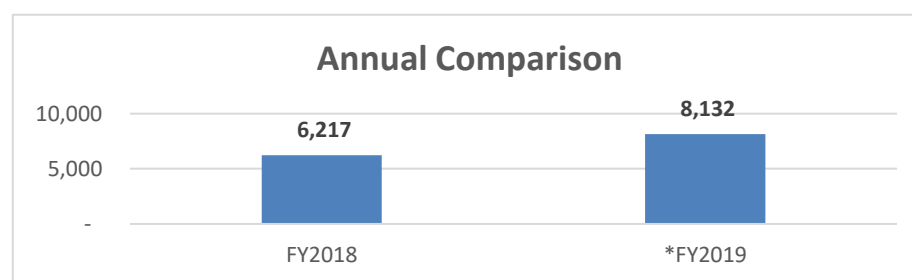
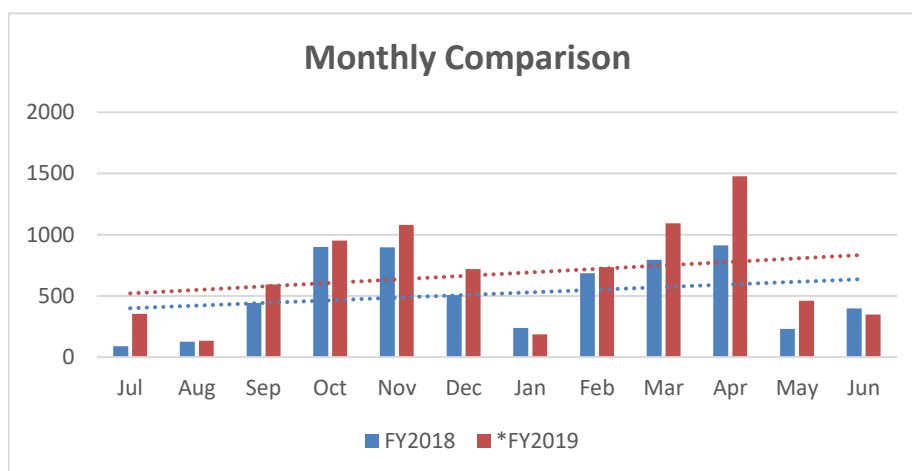
Mellins-Cohen, T. (2019). *The friendly guide to release 5 for librarians: This guide is a non-intimidating manual for librarians*. Retrieved from Project Counter website: <https://www.projectcounter.org/friendly-guide-release-5-librarians/>

## ScienceDirect

### Full-Text Retrievals

(Includes ebook retrievals)

Month			FY2017	FY2018	*FY2019	% Diff
Jul			76	90	354	293%
Aug			47	125	134	7%
Sep			530	441	593	34%
Oct			587	899	953	6%
Nov			432	898	1,079	20%
Dec			248	507	720	42%
Jan			109	238	186	-22%
Feb			217	685	736	7%
Mar			537	796	1,092	37%
Apr			516	912	1,477	62%
May			188	229	461	101%
Jun			153	397	347	-13%
<b>Total</b>			<b>3,640</b>	<b>6,217</b>	<b>8,132</b>	<b>31%</b>



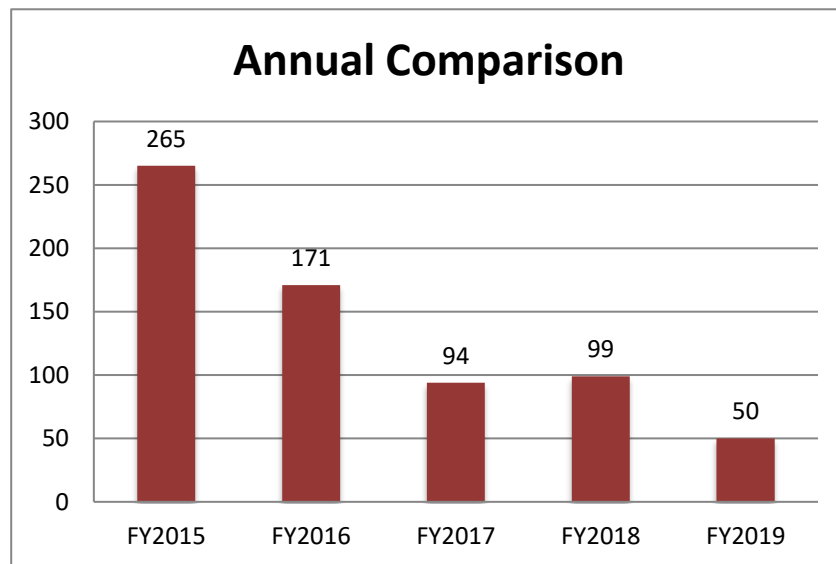
Journals Full-Text	7,778
Ebook Full-Text	354
<b>All Full-Text</b>	<b>8,132</b>

\*Do to changes in vendor reports, we do not know if FY2018 and earlier stats include ebooks

## BioOne Science Database

### Full Text Requests

	FY2015	FY2016	FY2017	FY2018	FY2019	% Diff
Jul	2	0	1	7	0	
Aug	0	2	7	0	0	
Sep	18	22	9	3	3	
Oct	4	4	22	12	10	
Nov	7	24	6	12	1	
Dec	20	7	2	4	5	
Jan	10	2	1	2	3	
Feb	147	31	12	3	10	
Mar	38	61	15	16	3	
Apr	15	13	18	37	12	
May	3	4	1	2	3	
Jun	1	1	0	1	0	
<b>Total</b>	<b>265</b>	<b>171</b>	<b>94</b>	<b>99</b>	<b>50</b>	<b>-49%</b>



Type	2015	2016	2017	2018	2019	% Diff
Searches	299	321	68	52	8	-85%
Result clicks	152	98	11	25	0	-100%

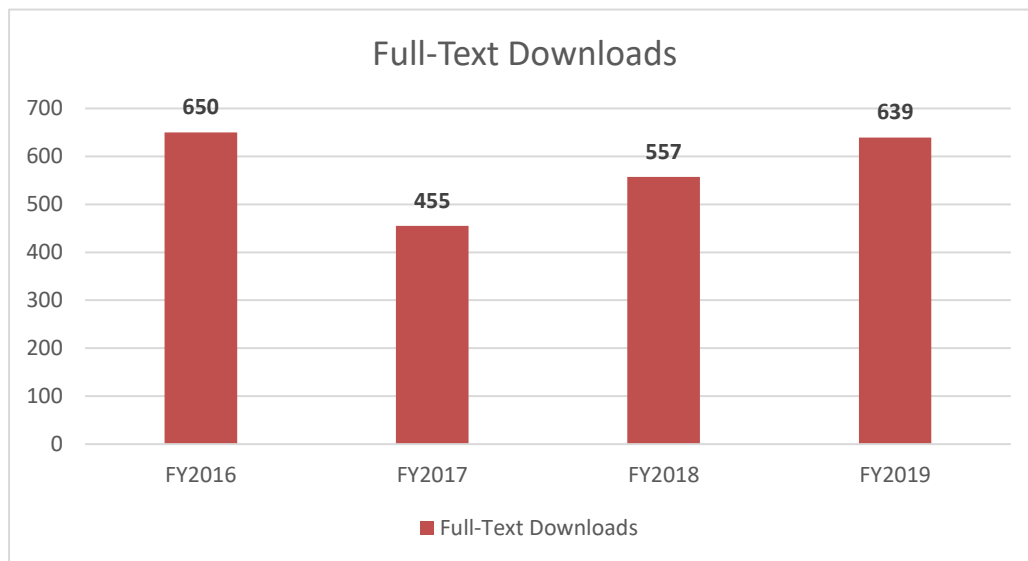
# Single Online Journals

## Full-Text Retrievals

	FY2016	FY2017	FY2018	FY2019	% Diff
Full-Text Downloads	650	455	557	639	15%
SS Clicks	318	517	590	886	50%
<b>Total</b>	<b>968</b>	<b>972</b>	<b>1147</b>	<b>1525</b>	<b>33%</b>

*(SS Clicks are the # of times the journal title was selected or "clicked.")*

Single Online Journals represent those journals we purchase individually and are not counted in the other databases. The full-text numbers do not reflect all the journals since we are unable to get data from all (at least not free).



## Overall View of Full-Text Downloads

Collections:	FY2015	FY2016	FY2017	FY2018	FY2019	% Diff
ProQuest	1,593	1,253	1,483	3,288	4,073	24%
EBSCO	20,130	22,241	16,049	11,901	5,331	-55%
Gale*					4,856	-
Science Direct			3,640	6,217	7,937	28%
BioOne	265	171	94	99	50	-49%
Single Journals		650	455	557	639	15%
			<b>21,721</b>	<b>22,062</b>	<b>22,886</b>	<b>4%</b>

\*New in FY19

