

Circulation Checkout Statistics - FY2020
CHECKOUT STATISTICS BY ITEM TYPES AT FORT KENT

ITEM TYPE	FY2016	FY2017	FY2018	FY2019	FY2020	% Change
AUDIOCASSETTE	0	0	0	2	0	N/A
BOOK	1826	1748	1547	1229	1041	-15%
COMPACT DISK	11	25	0	1	0	-100%
SCORES	1	2	1	0	0	N/A
KIT	0	0	1	0	0	N/A
SERIAL	1	0	0	59	35	-41%
VIDEOCASSETTE	14	2	10	1	0	-100%
2 HOUR	20	3	2	13	0	-100%
3 DAY	8	4	8	8	4	-50%
7 DAY	684	326	432	448	397	-11%
24 HOURS / 1 DAY	54	1	6	74	190	157%
14 DAY	136	200	133	156	52	-67%
2 HOUR (NO OVERNIGHT)	1097	1115	937	1101	862	-22%
3 DAY RESERVE EQUIP.	119	54	81	52	56	8%
GOV DOC	1	0	0	0	0	N/A
NEWSPAPER	3	0	0	1	0	-100%
2 DAY	0	0	0	0	42	N/A
SOFTWARE	0	0	1	2	0	-100%
4 HOUR	3	0	0	0	0	N/A
4 HOUR (NO OVERNIGHT)	63	0	3	0	0	N/A
DVD	828	463	507	748	349	-53%
AUDIO BOOK	53	56	27	37	16	-57%
REQUESTABLE VIDEO	73	33	16	36	28	-22%
MAP	0	2	2	2	0	-100%
ILL LOAN	0	0	7	2	0	-100%
REQUESTABLE CD					1	N/A
FLASH CARD				1	0	-100%
TOTAL	4995	4034	3721	3973	3073	-23%

CHECKOUT STATISTICS BY LOCATION TYPE AT FORT KENT

LOCATION	FY2016	FY2017	FY2018	FY2019	FY2020	% Change
Acadian Reference	24	19	10	29	17	-41%
Acadian Archives Circulation	0	0	0	0	0	N/A
Curriculum Collection	38	10	17	5	5	0%
Acadian Archives Media	30	12	21	1	29	2800%
Maine Documents	1	0	0	0	0	N/A
Juvenile	136	200	80	131	52	-60%
Maker Space	3	0	0	0	94	N/A
Media	1089	608	590	911	376	-59%
Old Model School	1	0	0	0	0	N/A
Oversize	28	18	12	0	0	N/A
Young Adult	189	140	165	112	116	4%
Reference	5	5	8	9	1	-89%
Reserve	1869	1457	1462	1632	1440	-12%
Special Collections	0	1	1	0	0	N/A
Stacks	1582	1562	1333	1079	908	-16%
ILL	0	0	8	2	0	N/A
File	0	0	12	2	0	N/A
Maps	0	2	2	1	0	N/A
Periodicals				59	35	N/A
TOTAL	4995	4034	3721	3973	3073	-23%

Fort Kent Circulation Transactions Breakdown: Two Year Comparison

FY2020

Material Type

Patron Type	Totals	Material Type														
		CUR	*ACAD CIRC/REF	ACAD MED	JUV	MEDIA	REF	RES	STA	KYA	SP COL	KILL	KFILE	MAPS	KPER	KMAKE
FK Faculty	106	0	0	0	6	33	0	19	10	9	0	0	0	0	29	0
FK Student	1651	0	1	0	20	123	0	1270	181	13	0	0	0	0	6	37
FK Staff	249	0	3	1	6	43	1	121	48	25	0	0	0	0	0	1
FK Community	395	5	1	28	13	150	0	18	105	21	0	0	0	0	0	54
FK Public Sch	22	0	0	0	6	0	0	0	5	11	0	0	0	0	0	0
FK ILL	24	0	1	0	1	0	0	0	22	0	0	0	0	0	0	0
FK Special	10	0	10	0	0	0	0	0	0	0	0	0	0	0	0	0
Total	2457	5	16	29	52	349	1	1428	371	79	0	0	0	0	35	92

* Includes AA circ and reference totals

** In fall 2019 Oversized was eliminated as a separate location in the stacks and the column has been removed from this chart.

FY2019

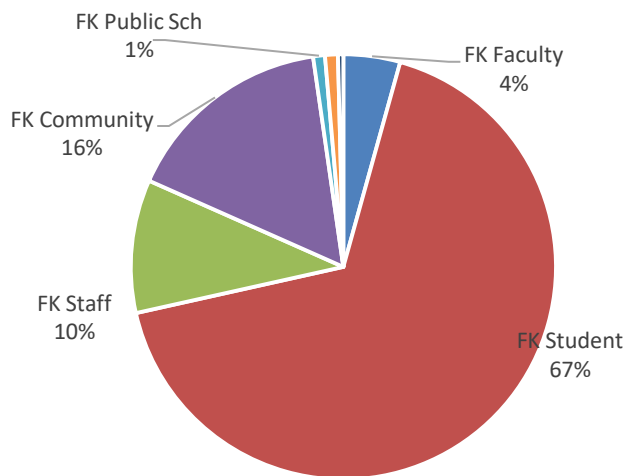
Material Type

Patron Type	Totals	Material Type														
		CUR	*ACAD CIRC/REF	ACAD MED	JUV	MEDIA	REF	RES	STA	KYA	SP COL	KILL	KFILE	MAPS	KPER	
FK Faculty	152	0	2	0	19	40	2	41	19	4	0	0	0	0	25	
FK Student	1601	1	0	0	2	44	3	1369	157	23	0	0	1	0	1	
FK Staff	369	0	13	0	19	59	4	167	57	13	0	2	1	1	33	
FK Community	1057	4	7	1	85	743	0	46	154	17	0	0	0	0	0	
FK Public Sch	29	0	6	0	0	0	0	1	6	16	0	0	0	0	0	
FK ILL	17	0	0	0	0	1	0	0	14	2	0	0	0	0	0	
FK Special	2	0	0	0	0	1	0	0	1	0	0	0	0	0	0	
Total	3227	5	28	1	125	888	9	1624	408	75	0	2	2	1	59	

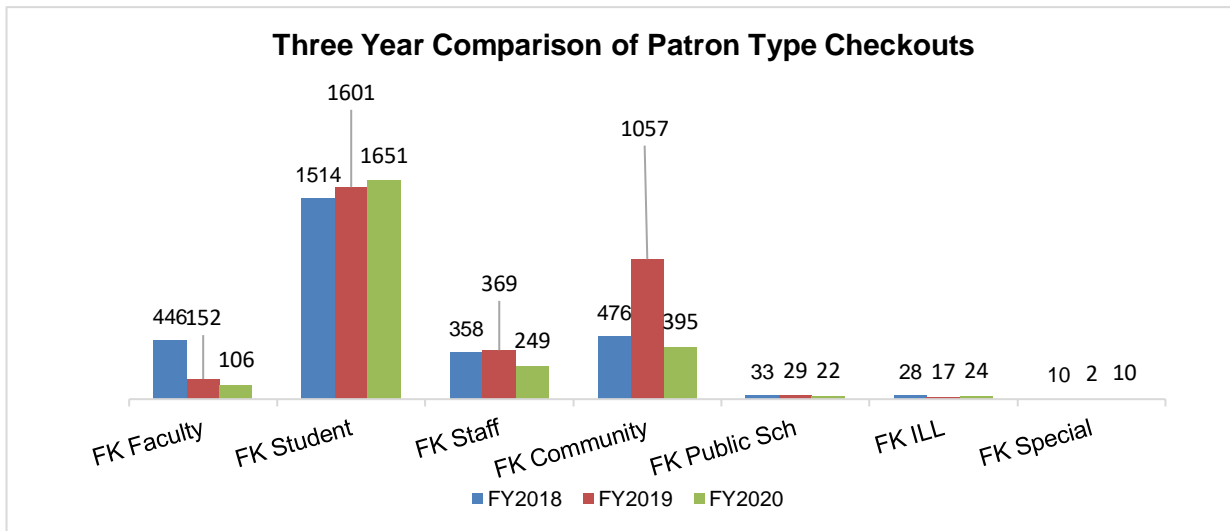
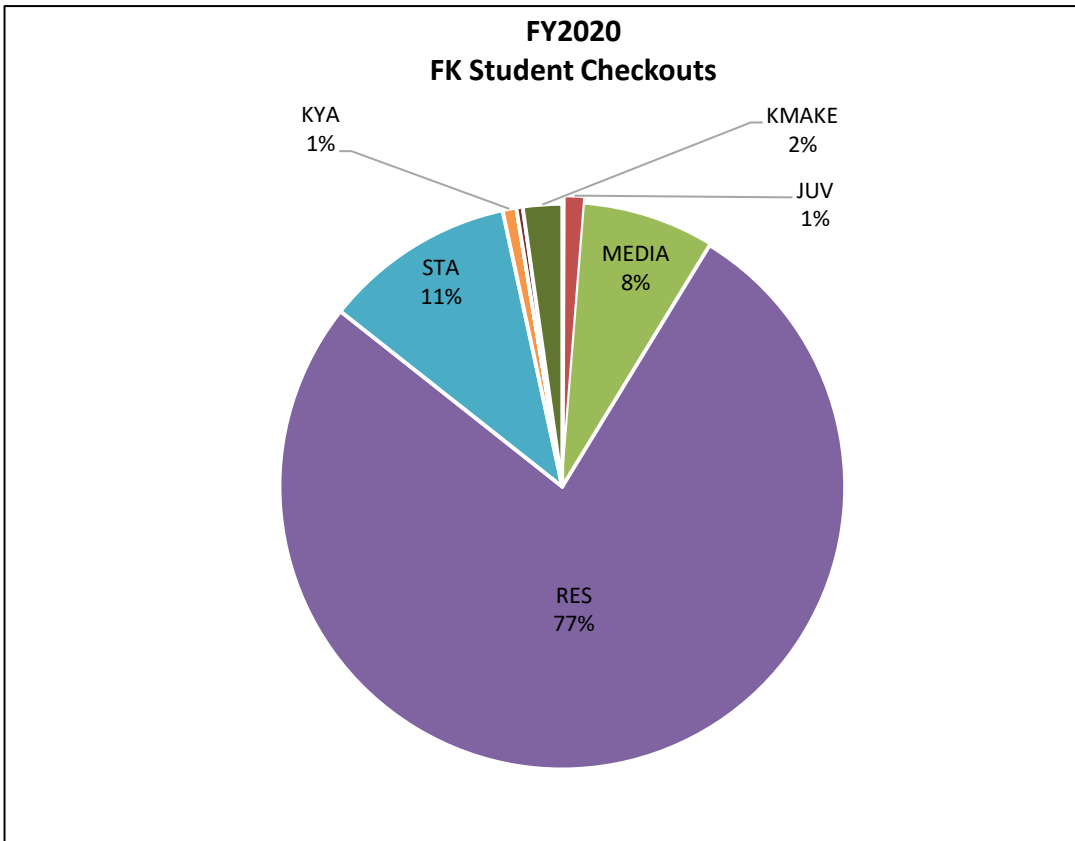
Annual Comparison

Patron Type	FY2018	FY2019	FY2020
FK Faculty	446	152	106
FK Student	1514	1601	1651
FK Staff	358	369	249
FK Community	476	1057	395
FK Public Sch	33	29	22
FK ILL	28	17	24
FK Special	10	2	10
Total	2865	3227	2457

FY2020 FK Patron Checkout Comparison



Appendix D



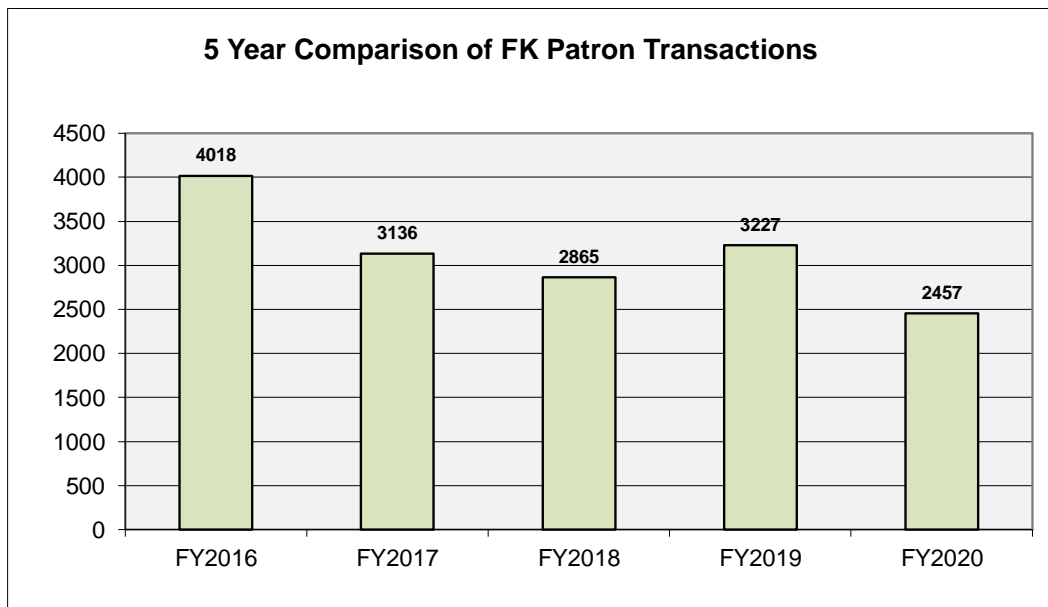
Fort Kent Circulation Transactions by Patron Type

UMS Patron Type (includes FK patrons)

	FY2016		FY2017		FY2018		FY2019		FY2020	
	#Trans	%Total	#Trans	%Total	#Trans	%Total	#Trans	%Total	#Trans	%Total
Freshmen	413	8.27%	544	13.49%	292	7.85%	384	9.67%	409	13.31%
Sophmores	550	11.01%	434	10.76%	253	6.80%	359	9.04%	446	14.51%
Juniors	424	8.49%	365	9.05%	305	8.20%	421	10.60%	321	10.45%
Seniors	865	17.32%	546	13.53%	725	19.48%	534	13.44%	520	16.92%
Masters	27	0.54%	48	1.19%	35	0.94%	28	0.70%	20	0.65%
Doctorals	11	0.22%	7	0.17%	7	0.19%	4	0.10%	2	0.07%
Law	3	0.06%	5	0.12%	0	0.00%	0	0.00%	0	0.00%
Special (not coded)	1774	35.52%	1509	37.41%	1714	46.06%	1444	36.35%	1008	32.80%
Other (blank)	928	18.58%	576	14.28%	390	10.48%	799	20.11%	347	11.29%
Total	4995	100.00%	4034	100.00%	3721	100.00%	3973	100.00%	3073	100.00%

FK Patron Type

	FY2016		FY2017		FY2018		FY2019		FY2020	
	#Trans	%Total	#Trans	%Total	#Trans	%Total	#Trans	%Total	#Trans	%Total
FK Students	2132	53.06%	1831	58.39%	1514	52.84%	1601	49.61%	1645	66.95%
FK Faculty/Staff	890	22.15%	652	20.79%	804	28.06%	521	16.15%	361	14.69%
FK Courtesy	940	23.39%	599	19.10%	509	17.77%	1080	33.47%	417	16.97%
Non FK Patrons	56	1.39%	54	1.72%	38	1.33%	25	0.77%	34	1.38%
Total	4018	100.00%	3136	100.00%	2865	100.00%	3227	100.00%	2457	100.00%



A Comparative Look at FK Patron Checkout vs. Other UMS Patrons FY 2020

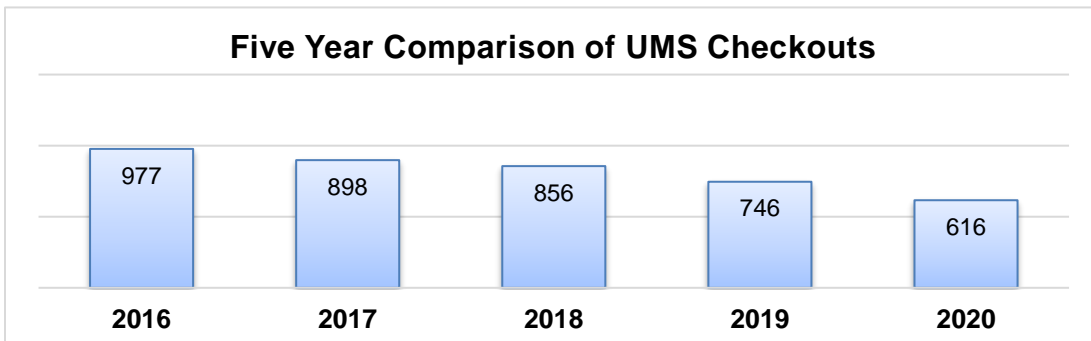
LOCATION	ALL UMS	Fort Kent Patrons						UMFK Totals	UMS Difference*
	Totals	Faculty	Student	Staff	Courtesy	ILL	Other		
Acadian Reference	17	0	1	3	1	1	10	16	1
Curriculum Collection	5	0	0	0	5	0	0	5	0
Acadian Archives Media	29	0	0	1	28	0	0	29	0
Juvenile	52	6	20	6	19	1	0	52	0
Media	376	33	123	43	150	0	0	349	27
Young Adult	116	9	13	25	32	0	0	79	37
Reference	1	1	0	0	0	0	0	1	0
Reserve	1440	19	1270	121	18	0	0	1428	12
Special Collections	0	0	0	0	0	0	0	0	0
Stacks	908	10	181	48	110	22	0	371	537
ILL	0	0	0	0	0	0	0	0	0
File	0	0	0	0	0	0	0	0	0
Maps	0	0	0	0	0	0	0	0	0
Periodicals	35	29	6	0	0	0	0	35	0
Kmake	94	0	37	1	54	0	0	92	2
TOTAL	3073	107	1651	248	417	24	10	2457	616

*The Difference represents all UMS patrons other than Fort Kent who checked out materials at the different locations.

University of Maine System Checkouts from Blake Library FY2020

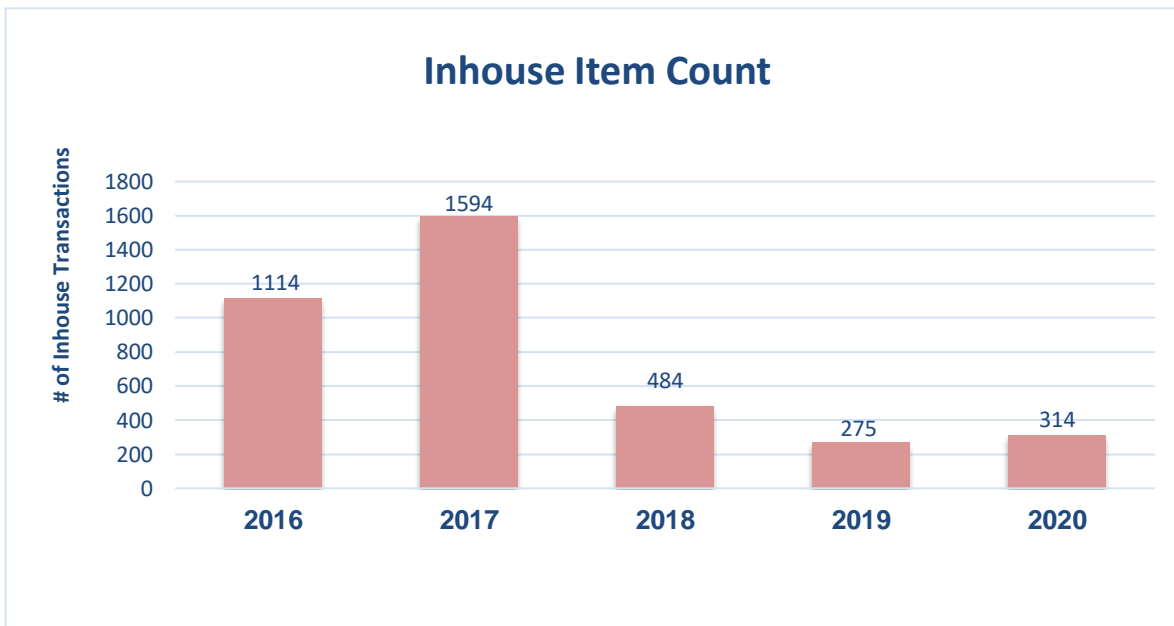
LOCATION	2016	2017	2018	2019	2020
Acadian Reference	0	0	0	1	1
Curriculum Collection	0	0	0	0	0
Acadian Archives Media	0	0	0	0	0
Maine Documents	0	0	0	0	0
Juvenile	0	37	8	6	0
Kmake	0	0	0	0	2
Media	34	28	14	23	27
Old Model School	0	10	0	0	0
Oversize	11	45	6	0	0
Young Adult	76	0	76	37	37
Reference	0	0	0	0	0
Reserve	1	0	11	8	12
Special Collections	0	0	0	0	0
File	0	0	2	0	0
Stacks	855	778	739	671	537
TOTAL	977	898	856	746	616

Five Year Comparison of UMS Checkouts



INHOUSE COUNT STATISTICS BY ITEM LOCATION

FK ITEM LOCATION	2016	2017	2018	2019	2020	% Change
CURRICULUM COLL	56	49	20	7	3	-57%
JUVENILE	180	189	59	20	23	15%
MEDIA	23	9	9	4	16	300%
OVERSIZE	21	20	0	0	0	NA
YOUNG ADULT	159	257	36	6	6	17%
REFERENCE	8	6	5	5	7	220%
RESERVE	50	28	33	32	16	-44%
SPECIAL COLLECTIONS	112	49	84	6	18	3550%
STACKS	498	983	237	195	219	-100%
MAP	6	4	1	0	0	NA
KMAKE					6	N/A
MAINE DOC	1	0	0	0	0	N/A
TOTAL	1114	1594	484	275	314	14%



Appendix D

TOTAL CIRCULATION TRANSACTIONS BY TERMINAL NUMBER

JULY 2019 - JUNE 2020

TERMINAL #	TOTAL	CHKOUTS	CHKINS	RENEWALS	HOLDS	RECALLS
540	7838	3550	3664	472	152	0
716	0	0	0	0	0	0
TOTAL	7838	3550	3664	472	152	0

JULY 2018 - JUNE 2019

TERMINAL #	TOTAL	CHKOUTS	CHKINS	RENEWALS	HOLDS	RECALLS
540	10289	4636	4887	522	245	0
716	0	0	0	0	0	0
TOTAL	10290	4636	4887	522	245	0

JULY 2017 - JUNE 2018

TERMINAL #	TOTAL	CHKOUTS	CHKINS	RENEWALS	HOLDS	RECALLS
540	9255	4163	4314	512	263	3
716	0	0	0	0	0	0
TOTAL	9255	4163	4314	512	263	3

JULY 2016 - JUNE 2017

TERMINAL #	TOTAL	CHKOUTS	CHKINS	RENEWALS	HOLDS	RECALLS
540	10018	4497	4667	547	306	1
716	0	0	0	0	0	0
TOTAL	10018	4497	4667	547	306	1

JULY 2015 - JUNE 2016

TERMINAL #	TOTAL	CHKOUTS	CHKINS	RENEWALS	HOLDS	RECALLS
540	12075	5448	5666	686	275	0
716	0	0	0	0	0	0
TOTAL	12075	5448	5666	686	275	0

fkirc = 710 (all fkirc character based logins)

fkstaff = 715 (all fkstaff logins)

webfk = 716 (all fk webpac logins) - patrons signing in to their account through URSUS