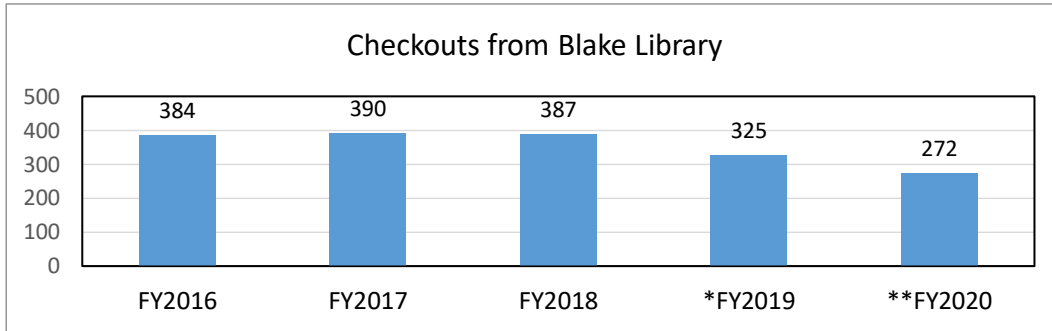


Maine InfoNet Yearly Comparison

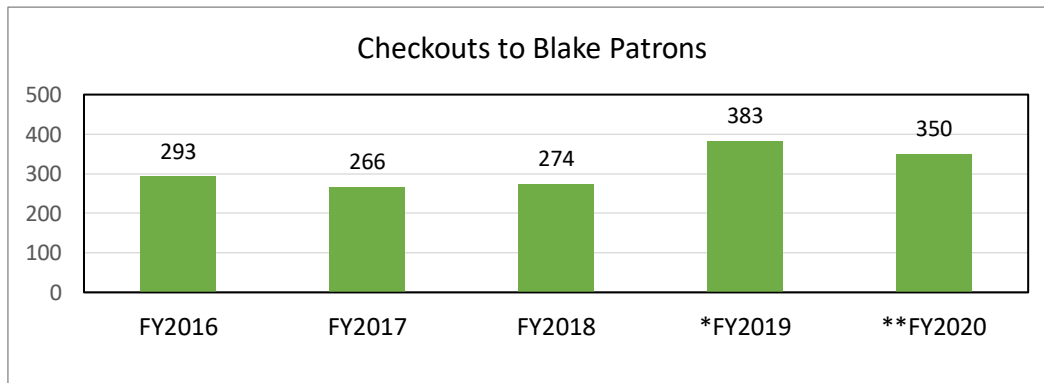
LENDING

	FY2016	FY2017	FY2018	*FY2019	**FY2020
Maine InfoNet	384	390	387	325	272
***Portland Public Library	95	57	96	55	67



BORROWING

	FY2016	FY2017	FY2018	*FY2019	**FY2020
Maine InfoNet	293	266	274	383	350
** * Portland Public Library	77	98	61	82	95



Maine InfoNet lending and borrowing includes: Minerva database transactions, Holdings database, Bates, Bowdoin, Colby, Maine College of Art, Maine MaritimeAcade
Portland Public Library and University of New England combined into one group.
***Denotes library with the most activity within this grouping.

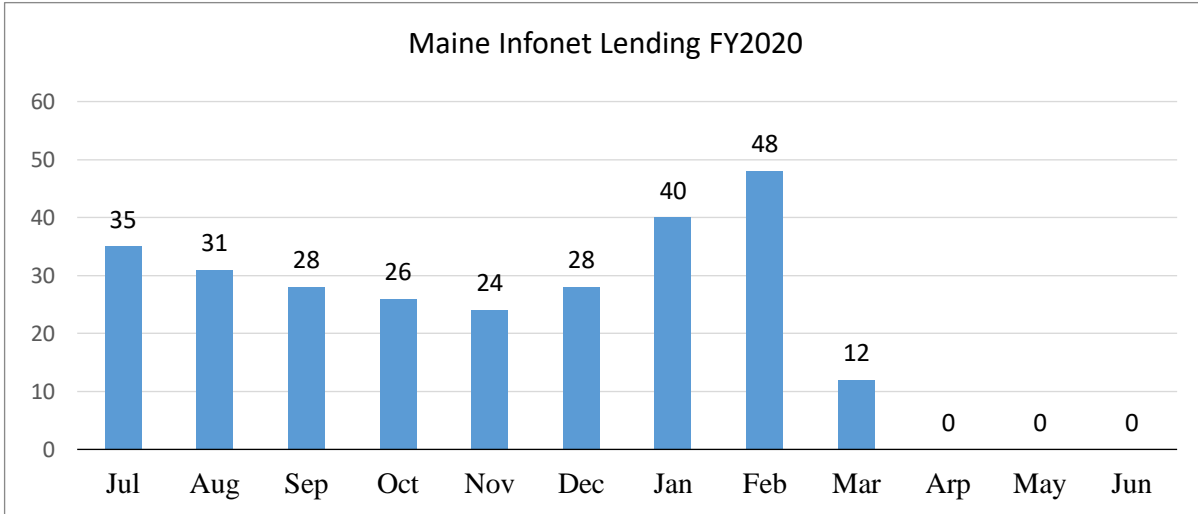
** In March 2020 the Univeristy of Maine System closed campuses at the onset of the Covid-19 pandemic and ceased the inter- library lending of materials across the state.

*Beginning June 15, 2018 Blake's collection became unavailable for borrowing due to asbestos floor tile abaitment and new tile replacement in the area containing the collection. Items became available again August, 27, 2018.

Maine InfoNet Monthly Lending Activity

*Checkouts from Blake

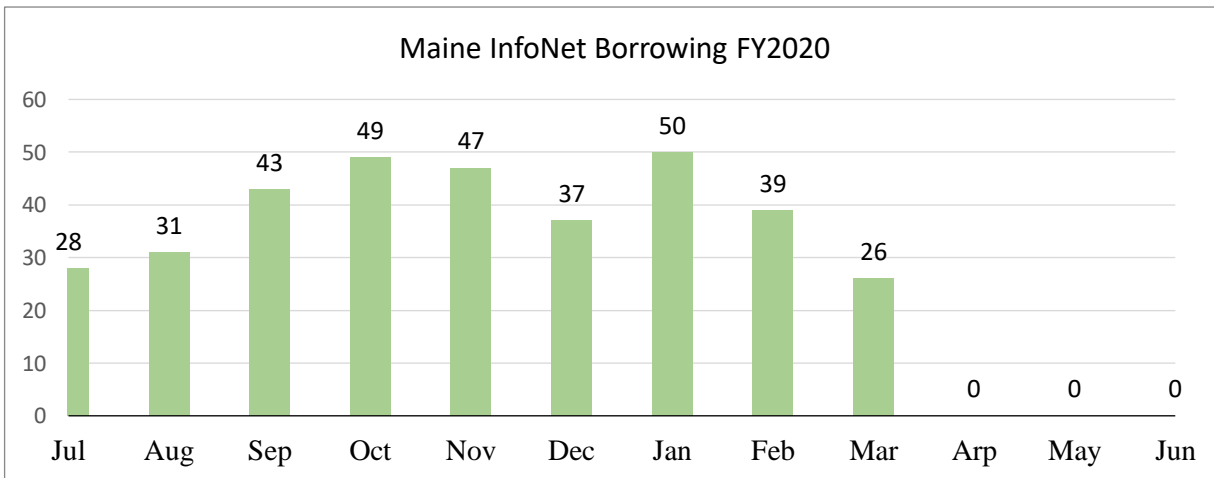
InfoNet libraries	Jul	Aug	Sep	Oct	Nov	Dec	Jan	Feb	Mar	Arp	May	Jun
	35	31	28	26	24	28	40	48	12	0	0	0



Maine InfoNet Monthly Borrowing Activity

*Checkouts to Blake

InfoNet libraries	Jul	Aug	Sep	Oct	Nov	Dec	Jan	Feb	Mar	Arp	May	Jun
	28	31	43	49	47	37	50	39	26	0	0	0



* In March 2020 the Univeristy of Maine System closed campuses at the onset of the Covid-19 epidemic and ceased the inter-library lending of materials across the state.