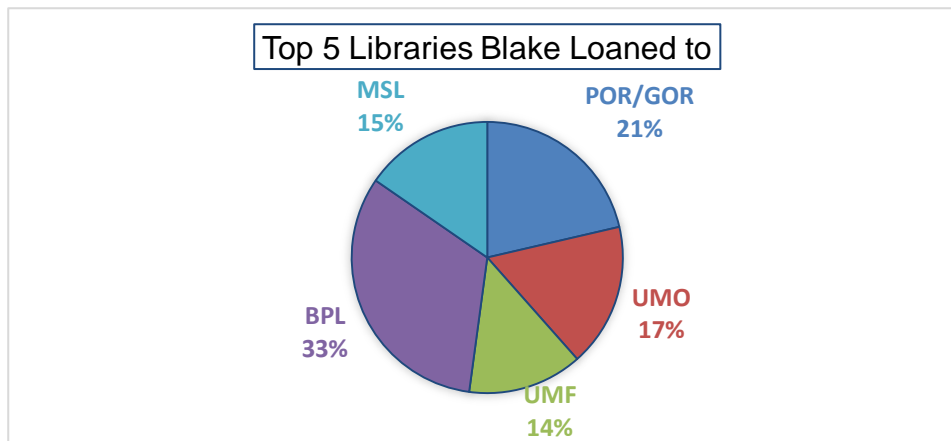
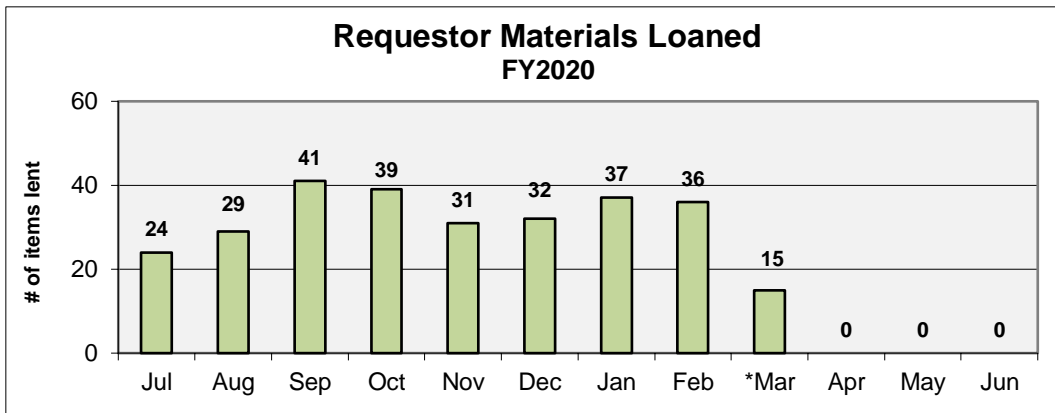


Requestor Materials Loaned by Blake Library - FY2020

Location	Jul	Aug	Sep	Oct	Nov	Dec	Jan	Feb	*Mar	Apr	May	Jun	Total	%of Total
UMPI	0	0	4	1	1	1	0	1	1	0	0	0	9	3.17%
POR/GOR	7	5	6	6	6	4	5	10	1	0	0	0	50	17.61%
UMA	2	2	2	4	3	2	2	3	0	0	0	0	20	7.04%
UMO	2	3	7	9	4	5	6	2	2	0	0	0	40	14.08%
UMF	1	1	5	5	5	4	5	2	4	0	0	0	32	11.27%
LAW	0	0	0	0	1	0	0	0	0	0	0	0	1	0.35%
FK	0	5	4	1	0	0	0	1	0	0	0	0	11	3.87%
UMM	0	0	1	1	0	2	1	1	0	0	0	0	6	2.11%
LEW/AUB	0	0	0	0	0	0	0	0	0	0	0	0	0	0.00%
BPL	9	11	8	8	5	8	13	11	3	0	0	0	76	26.76%
MSL	3	2	3	3	6	6	4	5	4	0	0	0	36	12.68%
OTHER*	0	0	1	1	0	0	1	0	0	0	0	0	3	1.06%
TOTAL	24	29	41	39	31	32	37	36	15	0	0	0	284	100.00%

* NOTE: OTHER includes Leg., BCL, and Misc. requests.

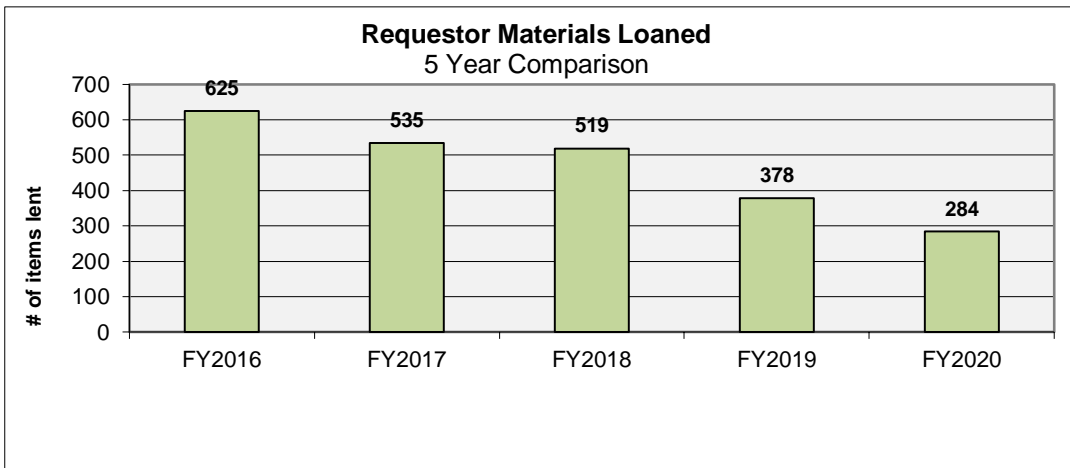


Beginning June 15, 2018 most of Blake's collection became unavailable for borrowing due to asbestos floor tile abatement and new tile placement in the collection area. The collection became available once again August 27, 2018.

In March of 2020 the University of Maine System closed campuses at the onset of the Covid-19 pandemic and ceased the inter-library lending of materials across the state.

**Requestor Materials Loaned by Blake Library
5 Year Comparison**

MONTH	FY2016	FY2017	FY2018	FY2019	FY2020
JUL	45	42	34	4	24
AUG	51	52	36	13	29
SEP	72	56	42	41	41
OCT	63	45	53	50	39
NOV	62	49	40	30	31
DEC	42	30	25	27	32
JAN	80	61	52	43	37
FEB	43	45	52	31	36
MAR	36	38	62	39	15
APR	46	40	49	28	0
MAY	35	35	46	37	0
JUN	50	42	28	35	0
TOTAL	625	535	519	378	284



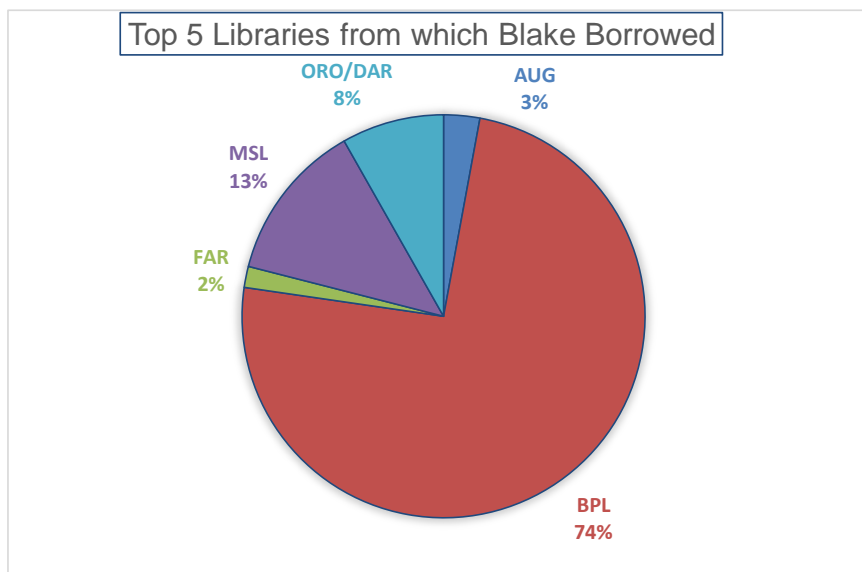
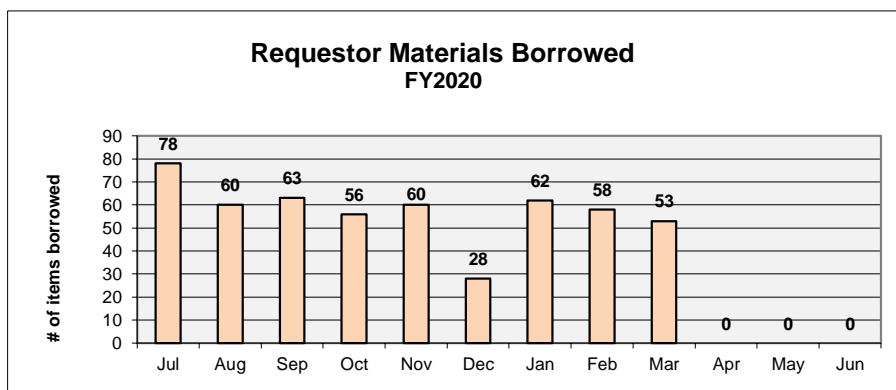
In March 2020 the University of Maine System closed campuses at the onset of the Covid-19 pandemic and ceased the inter-library lending of materials across the state.

Requestor Materials Borrowed by Blake Library Patrons - FY2020

Location	Jul	Aug	Sep	Oct	Nov	Dec	Jan	Feb	Mar	Apr	May	Jun	Total	%of Total
AUG	3	0	2	3	1	0	2	1	0	0	0	0	12	2.32%
BCL(umab)	1	3	1	1	1	0	1	1	1	0	0	0	10	1.93%
BPL	41	31	33	28	39	20	42	37	37	0	0	0	308	59.46%
FAR	2	1	3	1	0	0	0	0	0	0	0	0	7	1.35%
FK	0	5	4	1	0	0	0	1	0	0	0	0	11	2.12%
LAW	0	0	0	0	0	0	0	0	1	0	0	0	1	0.19%
LEG	0	0	0	0	0	0	0	0	0	0	0	0	0	0.00%
MAC	5	2	0	0	0	0	0	0	0	0	0	0	7	1.35%
MSL	10	7	6	9	6	2	4	4	5	0	0	0	53	10.23%
ORO/DAR	8	1	2	4	4	2	3	5	5	0	0	0	34	6.56%
PI	3	0	1	0	1	0	0	0	1	0	0	0	6	1.16%
USM: GOR	1	0	0	0	1	0	0	0	0	0	0	0	2	0.39%
LEW	0	0	0	0	0	0	1	1	0	0	0	0	2	0.39%
POR	1	0	3	0	0	1	0	2	0	0	0	0	7	1.35%
no location*	0	0	0	0	0	0	0	0	0	0	0	0	0	0.00%
TITLE LEVEL*	3	10	8	9	7	3	9	6	3	0	0	0	58	11.20%
TOTAL	78	60	63	56	60	28	62	58	53	0	0	0	518	100.00%

* Number represents unknown location.

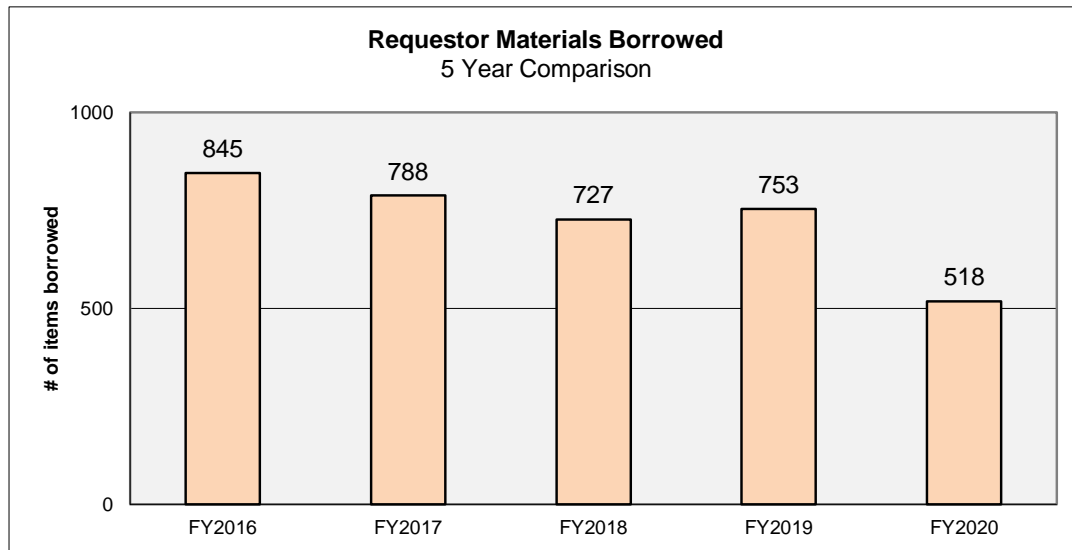
** Number represents difference between materials borrowed and patron type totals.



In March 2020 the University of Maine closed campuses at the onset of the Covid-19 pandemic and ceased the inter-library lending of materials across the state.

**Requestor Materials Borrowed by Blake Library
5 Year Comparison**

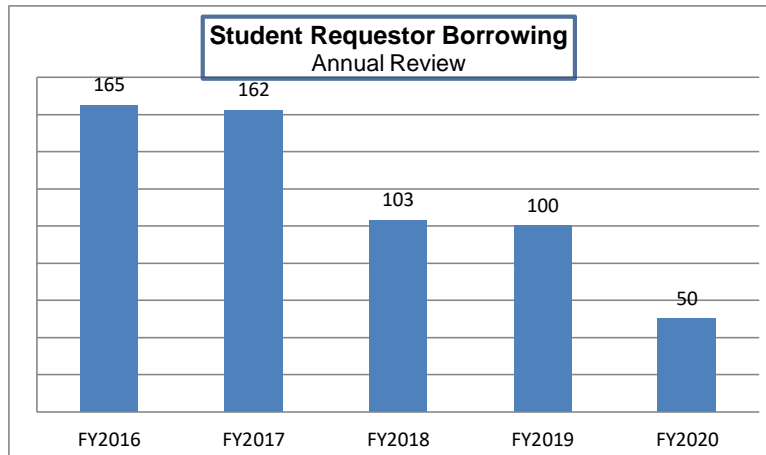
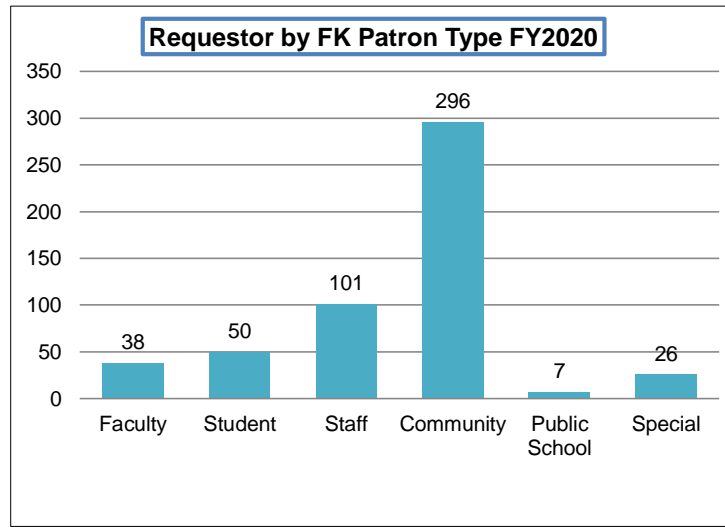
MONTH	FY2016	FY2017	FY2018	FY2019	FY2020
JUL	61	79	68	57	78
AUG	57	65	72	90	60
SEP	67	68	54	56	63
OCT	90	64	76	66	56
NOV	68	89	75	63	60
DEC	19	42	71	40	28
JAN	105	74	54	67	62
FEB	75	72	45	58	58
MAR	93	62	58	88	53
APR	67	53	36	67	0
MAY	54	63	63	48	0
JUN	89	57	55	53	0
TOTAL	845	788	727	753	518



In March 2020 the University of Maine System closed campuses at the onset of the Covid-19 pandemic and ceased the inter-library lending of materials across the state.

Requestor Use by FK Patron Types - FY2020

	Jul	Aug	Sep	Oct	Nov	Dec	Jan	Feb	Mar	Apr	May	Jun	Total	% of Total
Faculty	23	3	1	1	5	0	4	0	1	0	0	0	38	7.34%
Student	2	2	9	11	2	0	9	11	4	0	0	0	50	9.65%
Staff	13	16	15	10	10	9	2	10	16	0	0	0	101	19.50%
Community	40	38	35	31	40	14	43	30	25	0	0	0	296	57.14%
Public School	0	0	0		0	1	0	1	5	0	0	0	7	1.35%
Special	0	1	3	3	3	4	4	6	2	0	0	0	26	5.02%
Totals	78	60	63	56	60	28	62	58	53	0	0	0	518	100.00%



In March 2020 the University of Maine System closed campuses at the onset of the Covid-19 pandemic and ceased the inter-library lending of materials across the state.